

2016

Cook County Government Annual Business Diversity Report FY 2016



Toni Preckwinkle
President

Cook County
Board of Commissioners

*Message from Toni Preckwinkle
Board President of Cook County*

To the residents of Cook County:

I am pleased to present our fourth annual Cook County Business Diversity Report. Since taking office nearly six years ago, I have been committed to making it easier for minority and women-owned businesses (M/WBEs) to do business in and with Cook County. This report is a testament to that commitment. Notably, for the third year, we are reporting actual payments to minority and women-owned businesses along with commitments. These payments are also shared in a transparent manner with both prime contractors and sub-contractors.

This report allows residents and businesses to see the goals we have set for ourselves and includes actual payments as well as contract dollars awarded. Overall in 2016, Cook County awarded 24% of its contracts to minority and women-owned businesses, while 30% of contract payments were made to minority and women-owned businesses.

In FY2016, we reached a major milestone and completed our first Disparity Study to ensure we maintain a strong and defensible M/WBE Program. As a result, in the same fiscal year, we amended the County Code to enhance and improve the M/WBE Program, extended the program sunset for another five years and added additional outreach measures to our Veterans-owned Business Enterprise (VBE) Program.

We continue to invest in the necessary tools to better monitor participation of minority and women-owned businesses on county contracts. We utilize a web-based system to capture payment data and allow for a more efficient process to track and monitor actual subcontractor payments. Historically, the County's reporting has relied on the *commitment* in contracts for M/WBE businesses.

We will continue to strive to make the county a more effective, attractive business partner for minority and women-owned businesses. We are serious about engaging in these efforts moving forward and look forward to continuing our work with all residents of Cook County.



Toni Preckwinkle
President, Cook County Board of Commissioners

COMMITMENT TO SMALL BUSINESSES

Cook County Board President Toni Preckwinkle is committed to the inclusion and expansion of opportunities for small, local, minority and woman-owned businesses. Cook County is at the heart of a dynamic metropolitan region, where we make up more than half of its population, jobs, and businesses. President Preckwinkle knows that small businesses are the engine of the economy. When we create accountable, transparent and responsive government, we help the economy grow.

Cook County's Office of Contract Compliance is pleased to present its Annual Business Diversity Report covering the period of Fiscal Year 2016 under President Preckwinkle. Historically, minority- and woman-owned businesses have been awarded government contracts in dollar amounts disproportionately lower than the availability of such businesses that are willing and able to perform these contracts. Many local governments, including Cook County, were passive participants in discriminatory practices that adversely affected the growth and full participation of minority and woman-owned businesses ("M/WBEs") in the government marketplace.

In an effort to remedy historic inequity and to facilitate greater inclusion, Cook County established goals for the participation of minority and woman-owned businesses in County contracts as set forth under the ordinances that comprise the County Procurement Code. The goals are as follows:

Contract Type	Goals	
	MBE	WBE
Goods and Services	25%	10%
Construction	24%	10%
Professional Services	35% Overall	

About this Report Transparency is a key mandate of President Preckwinkle and under her leadership, the County began publishing annual diversity reports for the first time to make this information available to the public. This report is the County's third annual report to include actual payments to M/WBEs. This report includes contract dollars awarded and contract payments by Cook County Government as reported by vendors. The second section includes contracts awarded and payments on Cook County Health and Hospitals System ("CCHHS") contracts as reported by vendors. This report continues to serve as a benchmarking tool in assessing M/WBE participation and identifying areas for greater inclusion. The Office of Contract Compliance tracks M/WBE participation in the following three categories (1) Goods and Services, (2) Construction, and (3) Professional Services. Data reported is based on actual payments reported by vendors.

Small Business Initiatives President Preckwinkle has made it a top priority of her administration to foster greater participation and meet M/WBE goals to the greatest extent possible. Ultimately, greater participation will allow small businesses to create jobs and stimulate growth in the regional economy. These efforts are described below:

Disparity Study. Since President Preckwinkle took office, the County has made strategic investments to lower the barriers to entry for minority and women-owned businesses, including taking measures to

ensure full participation at all levels of Cook County Government. In the second half of Fiscal 2013, the Cook County Board of Commissioners retained the services of Colette Holt & Associates to conduct a Disparity Study of the County's M/WBE Program.

A Disparity Study is a periodic evaluation of a municipality's M/WBE efforts. The term "disparity" refers to the difference between the number of M/WBEs who are able to provide the services a municipality is procuring and the number of firms who are actually working with the municipality. The study looks at whether the organization is meeting its goals with regards to access to procurement opportunities and provides recommendations to improve its efforts. Disparity studies also provide a legal defense of an M/WBE program if that program is challenged in the courts.

Nationally, it's considered best practice to conduct regular Disparity Studies. Other local agencies that have done this include the City of Chicago and the Illinois Department of Transportation. However, this effort will represent Cook County's first Disparity Study.

The Study includes a comprehensive statistical analysis based on the County's procurement history. The consultant will collect, sort, research, and analyze data and will use Custom Census methodology recommended in the National Disparity Study Guidelines to accurately estimate M/WBE availability estimates. The consultant will also calculate a Disparity index using regression analysis.

The Disparity Study was completed in FY 2016 and provided recommendations for program enhancements to ensure we continue to maintain a strong and defensible program. As a result, we amended the County Code to further strength and enhance our M/WBE Program. Specifically, we amended the Code to require the use of current data to set contract-specific goals. This measure will ensure we continue to implement a narrowly-tailored M/WBE Program. Additionally, we extended the M/WBE Program to sunset in 2021.

Diversity Management System. President Preckwinkle has made achieving full M/WBE participation in County procurement a key goal of her administration. During the end of FY 2013, the Office of Contract Compliance implemented a new web-based contract compliance and Minority-owned Business Enterprise (MBE), Woman-owned Business Enterprise (WBE), Veteran-owned Business Enterprise (VBE), and Service Disabled Veteran Business Enterprise (SDVBE) certification system. As part of its mission and mandate, it seeks to capture, monitor and report contract performance based on actual spends. Historically, M/WBE participation was tracked solely on commitments. The key benefits of implementing the Diversity Management System include:

- Transparency and accountability measures for all stakeholders
- Service improvement to local small businesses
- Streamlined process - Certifications including supporting documentation will be submitted electronically
- Promotes the County/City Collaborative reciprocal certification process

- Sharing of information with sister agencies including City of Chicago and the State of Illinois' Central Management System

Reciprocal Certification. Cook County and the City of Chicago continue their reciprocal Minority and Women Business Enterprise initiative. This initiative allows Minority and Women-owned Businesses (“M/WBEs”) to be certified by either the County or City, and have that certification apply to both agencies. This combined effort by the County and City lessens the financial burden and streamlines the certification process by providing a “one-stop shop” for MBE/WBEs interested in participating in County and City procurement opportunities.

Outreach. In addition to participating in various outreach events to seek greater inclusion of MBEs, WBEs, and VBEs on county contracts, in 2016 the Office of Contract Compliance hosted two County-specific outreach events. The Cook County Forest Preserve, Chicago Botanic Gardens, the Chicago Zoological Society, County Key User Departments and Resource Agencies were in attendance to meet and greet with interested vendors. User Departments presented on their specific department and its needs. This event allowed for vendors to learn about upcoming the various user agencies and potential contracting opportunities within their industry.

Increasing Small Business Participation. We continue to seek opportunities to increase participation of Cook County’s small, minority and women owned businesses on County procurements. In Fiscal Year 2014, these efforts included developing and offering solicitations that limited the competitive pool to only small, minority and women owned businesses. Our work began internally in fiscal year 2014 and came to fruition in fiscal year 2015 with our first solicitations where small, minority and women owned businesses had the opportunity to bid as primes directly with the County.

Office of Contract Compliance

The Office of Contract Compliance (OCC) supports minority and women-owned business by offering an MBE and WBE certification program, ensuring M/WBE inclusion in the County’s contracting processes, participates in outreach events, and reports on supplier diversity participation to the President and Board of commissioners.

OCC hosts monthly certification workshops to help small businesses navigate through the certification process. To learn more about the workshops or to register for one, please visit www.cookcountyiil.gov/agency/contract-compliance or call (312) 603-5502.

Program Administration. The Office of Contract Compliance administers Cook County’s M/WBE Program as set forth in the County Ordinance under Division 8 of Article IV of the Procurement Code. The Ordinance can be found online at www.cookcountyiil.gov/agency/contract-compliance. The responsibilities of the Office of Contract Compliance include:

- (1) Formulating, proposing and implementing rules and regulations for the development, implementation and monitoring of the Program, certification process, recertification process, and no-change affidavits, including time limitations for the submission of documents and information regarding certification applications and contract participation. The Contract Compliance Director ("CCD") is authorized to collect certification and recertification processing fees in the amount of \$250.00 per Application; the collection of said processing fees shall be transacted by the CCD through the Department of Revenue.
- (2) Providing information and assistance to Small Businesses relating to the Program, and serving as a liaison to community, contractor, professional and supplier groups, as well as associations and organizations.
- (3) Establishing uniform procedures and criteria for certifying, recertifying and decertifying M/WBEs, accepting certifications by other agencies, and maintaining a directory of Certified M/WBEs. Such procedures and criteria shall include non-certification or decertification for the willful submission of false or inaccurate material information and the failure to submit complete and accurate information to the CCD regarding certification or a procurement on a timely basis, and shall relate to both PCEs and PCE owners.
- (4) Establishing contract specific goals based upon the availability of M/WBEs to provide the supplies, materials and equipment or services required by the Contract.
- (5) Monitoring contracts to evaluate compliance with Contract Specific Goals and commitments.
- (6) Cooperating with and providing assistance to Using Agencies to facilitate participation by M/WBEs in Procurements.
- (7) Reviewing, approving or rejecting utilization plans for achievement of contract specific goals, and evaluating the extent to which goals were achieved.
- (8) Monitoring contracts to ensure compliance with Section 34-388, Prompt Payment of M/WBEs.
- (9) Receiving, reviewing, and acting upon complaints and suggestions concerning the program.
- (10) Evaluating the effectiveness and utility of the program.
- (11) Monitoring the program and the County's progress towards program goals.
- (12) Reporting to the Contract Compliance Committee, at its request, information regarding the administration of the program and its progress toward achieving program goals.

The Office of the Chief Procurement Officer

The Mission of the Cook County Office of the Chief Procurement Officer (OCPO) is to acquire quality goods and services for Cook County agencies at the best price by promoting competition and implementing best practices.

To achieve this goal, OCPO is committed to implementing open and transparent procurement methods to promote vendor participation while lowering costs to taxpayers. As the contracting authority for Cook County, the OCPO encourages all vendors to participate in the open and competitive bidding process. In addition, OCPO works closely with the Office of Contract Compliance to ensure that M/WBE firms have tools and resources to be successful in bidding on Cook County contract opportunities.

How to do Business with Cook County

Businesses wishing to download bid documentation for all current listed opportunities are encouraged to enroll in Procurement's eProcurement system

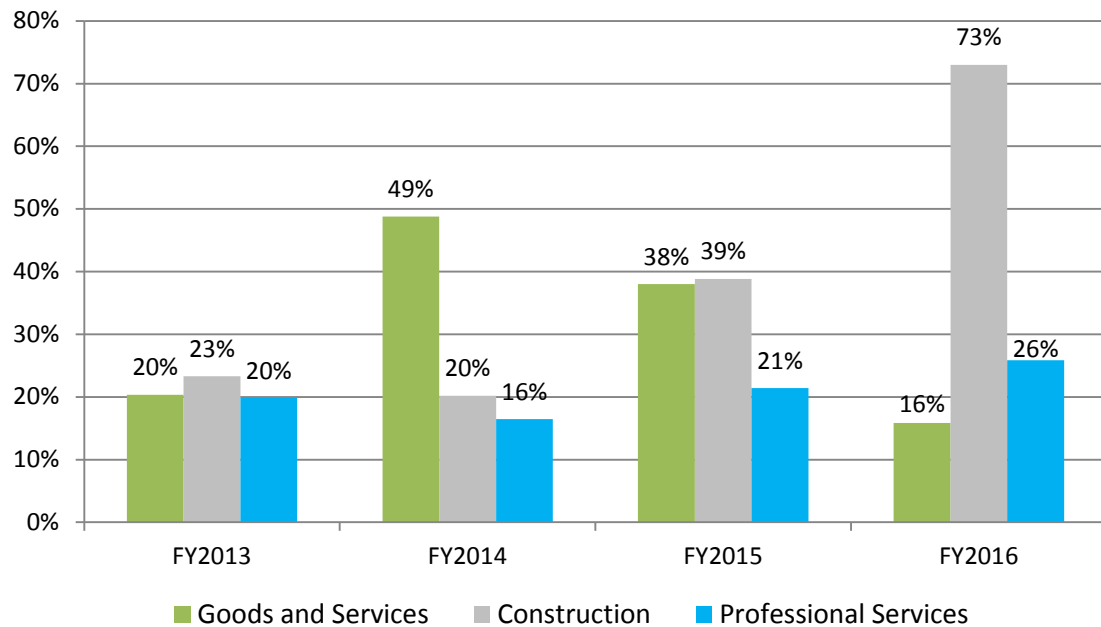
By enrolling online, you will be able to download the procurement documents for each opportunity posted and receive regular email alerts when new opportunities are posted.

Once enrolled you will be able to:

- Receive notices regarding updates and addenda issued for postings you have downloaded
- View all current and historical downloads you have made in the system
- Maintain your account information
- Update your notification preferences

For more information on this and the OCPO or to learn about free workshops, please visit www.cookcountyil.gov/procurement or call 312.603.5790.

MBE/WBE Award (Commitments) Comparison by Fiscal Year

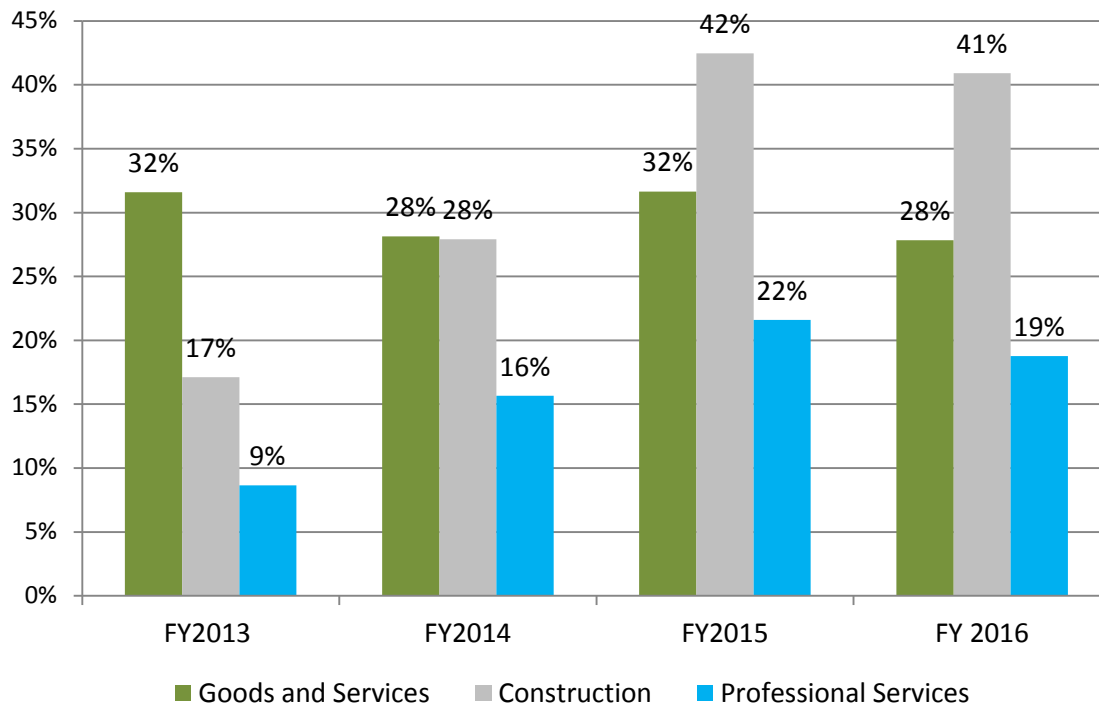


The chart above represents the committed percentage of MBE and WBE participation on contracts awarded over the last four fiscal years. Overall, M/WBE participation continues to increase over the years. Most notably, in FY16 construction increased by 34% over the past year. Mainly, this was as a result of direct awards to minority owned businesses. While in the Goods and Services category, M/WBE participation dropped from the previous year due to a large contract value awarded to a non-M/WBE vendor, whereas in FY15 there were larger contract value awards made directly to M/WBEs. Overall, M/WBE participation represented 24% of all contracts awarded in FY16.

Annual Comparison of M/WBE Participation by Contract Commitments

In FY 2016, M/WBE participation increased in the categories of Construction by 34% and in Professional Services by 5% in contracts awarded.

MBE/WBE Payment (Actuals) Comparison by Fiscal Year



The chart above represents the percentage of MBE and WBE participation based on contract payments made for the last four fiscal years. Overall, M/WBE participation by contract payment has steadily increased over the years. Participation in construction has seen the most impact and greatest inclusion of M/WBEs over the years. Overall, M/WBE participation represented 30% of all contracts payments made in FY16.

Annual Comparison of M/WBE Participation by Contract Payment

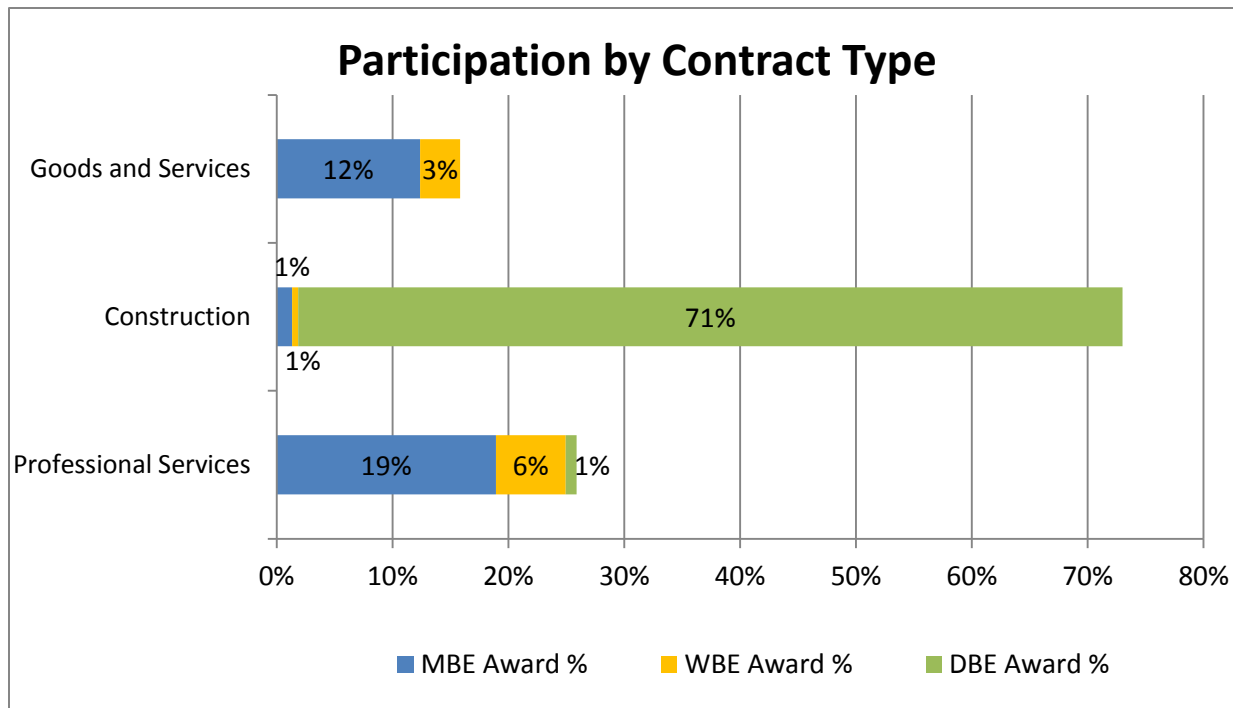
In FY 2016, the percentage of contract payments to M/WBEs in construction has remained steady with 41% participation. Overall, M/WBE participation represented 30% of all contract payments made in the fiscal year.

Cook County Government FY 2016 MBE/WBE/DBE Award (Commitments) Summary*

	<i>MBE Award</i>	<i>WBE Award</i>	<i>DBE Award**</i>	<i>Non-M/WBE Award</i>	<i>Total Award</i>
Goods and Services	\$10,760,412	\$3,016,557	\$0	\$73,197,055	\$86,974,024
Construction	\$145,685	\$58,274	\$7,855,299	\$2,979,697	\$11,038,955
Professional Services	\$16,409,147	\$5,211,129	\$814,000	\$64,261,089	\$86,695,365
Total	\$27,315,244	\$8,285,960	\$8,669,299	\$140,437,841	\$184,708,344

*Award amounts exclude Sole Source Contracts and pass-through claims

**DBE participation applies to federally funded contracts



In FY 2016, the County awarded:

16% M/WBE participation on Goods and Services

73% M/W/DBE participation on Construction Projects

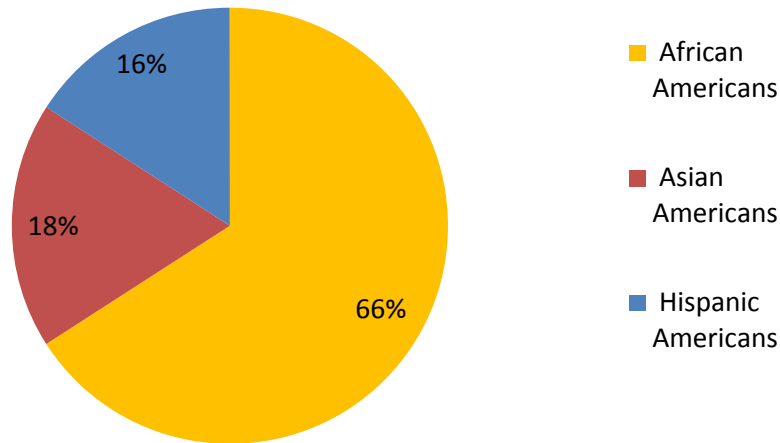
26% M/WBE participation on Professional Contracts

Cook County Government MBE/WBE/DBE FY 2016 Awards by Ethnicity (Commitments)

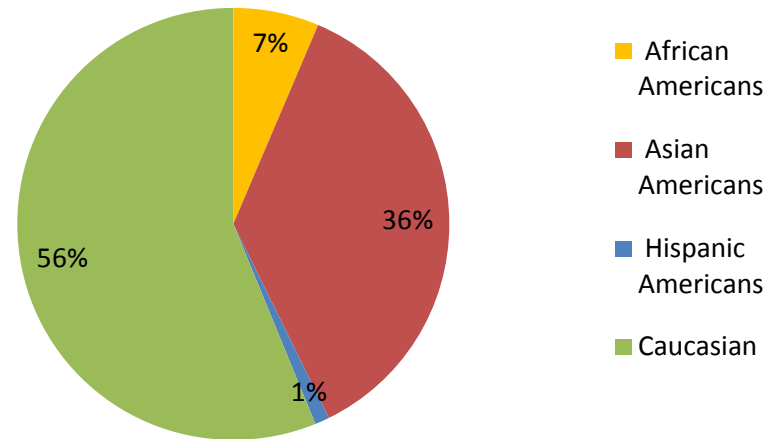
Contract Type	Minority-owned Business Dollars				Women-owned Business Dollars				
	African Americans	Asian Americans	Hispanic Americans	Total MBE	African Americans	Asian Americans	Hispanic Americans	Caucasian	Total WBE
Goods and Services	\$7,821,383	\$1,895,826	\$1,043,203	\$10,760,412	\$100,578	\$896,164	\$0	\$2,019,815	\$3,016,557
Construction	\$6,203,888	\$190,512	\$1,216,088	\$7,610,488	\$0	\$0	\$0	\$448,770	\$448,770
Professional Services	\$9,327,201	\$4,376,680	\$3,365,266	\$17,069,147	\$465,344	\$2,309,879	\$96,000	\$2,493,906	\$5,365,129
Total	\$23,352,472	\$6,463,018	\$5,624,557	\$35,440,047	\$565,922	\$3,206,043	\$96,000	\$4,962,491	\$8,830,456

*Participation by ethnicity is based on total MBE and WBE participation.

MBE Participation Committed by Ethnicity



WBE Participation Committed by Ethnicity

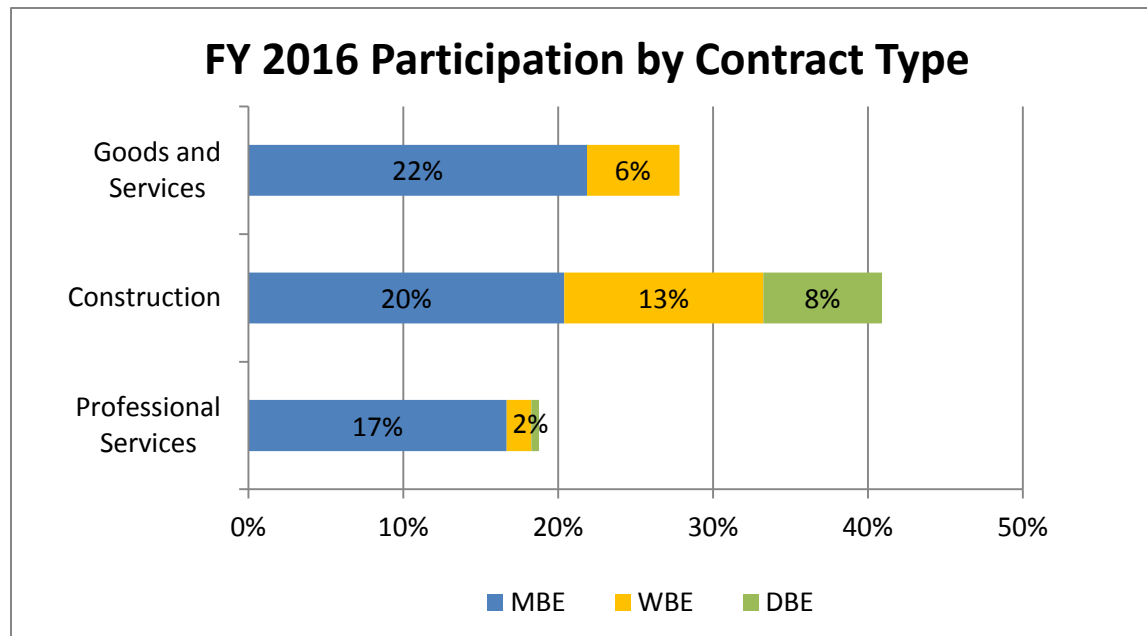


Cook County Government MBE/WBE/DBE FY 2016 Payment (Actuals)* Summary

	<i>MBE Payment</i>	<i>WBE Payment</i>	<i>DBE Payment**</i>	<i>Non-M/W/DBE Payment</i>	<i>Total Payments</i>
Goods and Services	\$16,405,243	\$4,487,519	\$0	\$54,176,903	\$75,069,665
Construction	\$12,874,204	\$8,113,310	\$4,832,482	\$37,307,815	\$63,127,811
Professional Services	\$16,111,107	\$1,539,815	\$481,875	\$78,496,629	\$96,629,426
Total	\$50,121,256	\$14,495,956	\$5,314,357	\$169,981,347	\$234,826,902

*Participation is based on payments reported by vendors (Primes and Sub-contractors); the contracts for which payments are made in FY2016 include contracts awarded in previous years as well as a portion of those awarded during FY2016. Excludes Sole Source Contracts and pass-through claims.

**DBE participation applies to federally funded contracts



In FY 2016, payments made on County contracts represented:

28% M/WBE participation on Goods and Services

41% M/W/DBE participation on Construction Projects

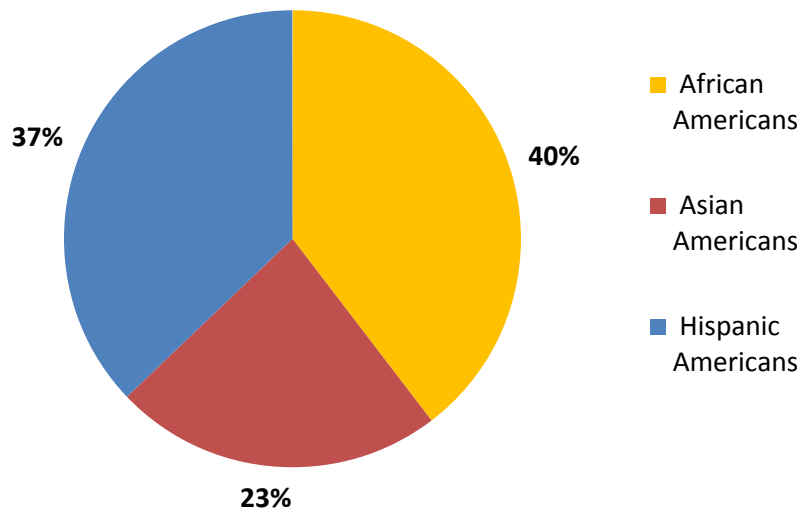
19% M/WBE participation on Professional Contracts

Cook County Government MBE/WBE FY16 Payments by Ethnicity (Actuals)*

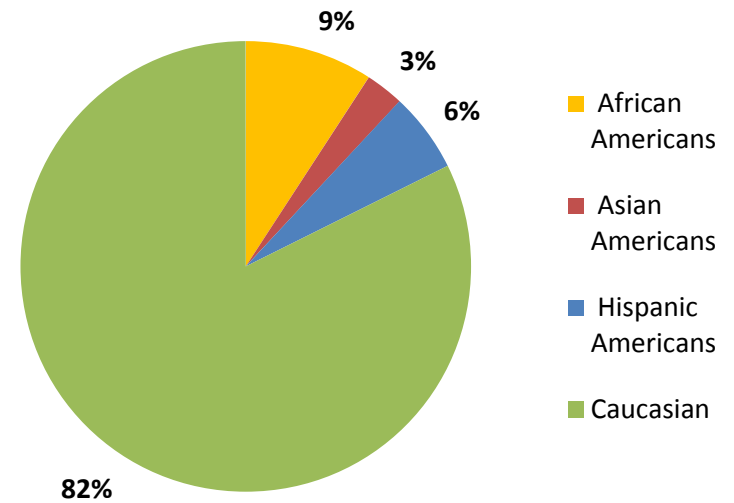
Contract Type	Minority Business Enterprise (MBE) Dollars				Women Business Enterprise (WBE) Dollars				
	African Americans	Asian Americans	Hispanic Americans	Total MBE	African Americans	Asian Americans	Hispanic Americans	Caucasian	Total WBE
Goods and Services	\$3,876,881	\$8,159,003	\$4,369,359	\$16,405,243	\$753,201	\$172,852	\$446,188	\$3,115,278	\$4,487,519
Construction	\$8,676,901	\$108,745	\$8,614,046	\$17,399,692	\$7,264	\$177,640	\$119,286	\$8,116,114	\$8,420,304
Professional Services	\$7,291,877	\$3,400,698	\$5,623,746	\$16,316,321	\$563,380	\$44,843	\$258,813	\$721,097	\$1,588,133
Total	\$19,845,659	\$11,668,446	\$18,607,151	\$50,121,256	\$1,323,845	\$395,335	\$824,287	\$11,952,489	\$14,495,956

*Participation is based on payments reported by vendors (Primes and Subcontractors) and excludes Sole Source Contracts and pass-through claims.

MBE Participation* by Ethnicity



WBE Participation* by Ethnicity



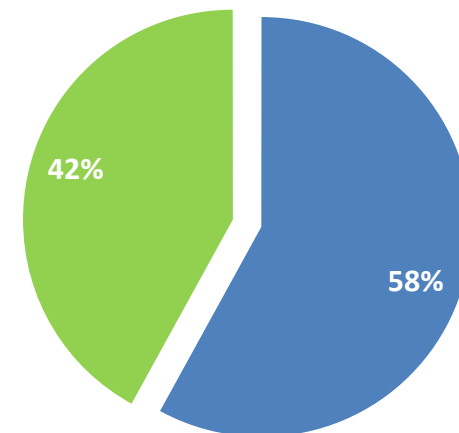
Cook County Government

Minority- and Women-owned Firm Participation on Bond Transactions

In 2016, Cook County issued its General Obligation (GO) Refunding Bonds, Series 2016A. The participation of MBEs and WBEs in the Financial Advisory and Legal Services portion of the transaction was 35%. While in the underwriting liability portion it equaled 45%, for a combined participation of 42%.

In 2013, the Cook County Code of Ordinances was amended to codify past and current practices regarding the inclusion of minority and women owned firms' participation in bond transactions. The amendment established a formal goal of 35% participation from firms that are at least 51% owned and controlled by women and minorities on professional services regarding financial advisory and legal services work, and a similar 35% goal for such firms in the underwriting liability on all bond transactions. The Ordinance amendment also requires 35% participation for firms that are owned or controlled by women for bids solicited from broker-dealers on investments of bond proceeds. These changes reflected the first time that such goals had been codified, and were done to recognize the historic under-representation of women and minorities in financial services.

Participation of Women and Minority Owned Firms on Cook County's FY 2016 Bond Transaction



■ Non-MBE/WBE Participation ■ MBE/WBE Participation



Cook County Health and Hospital Systems

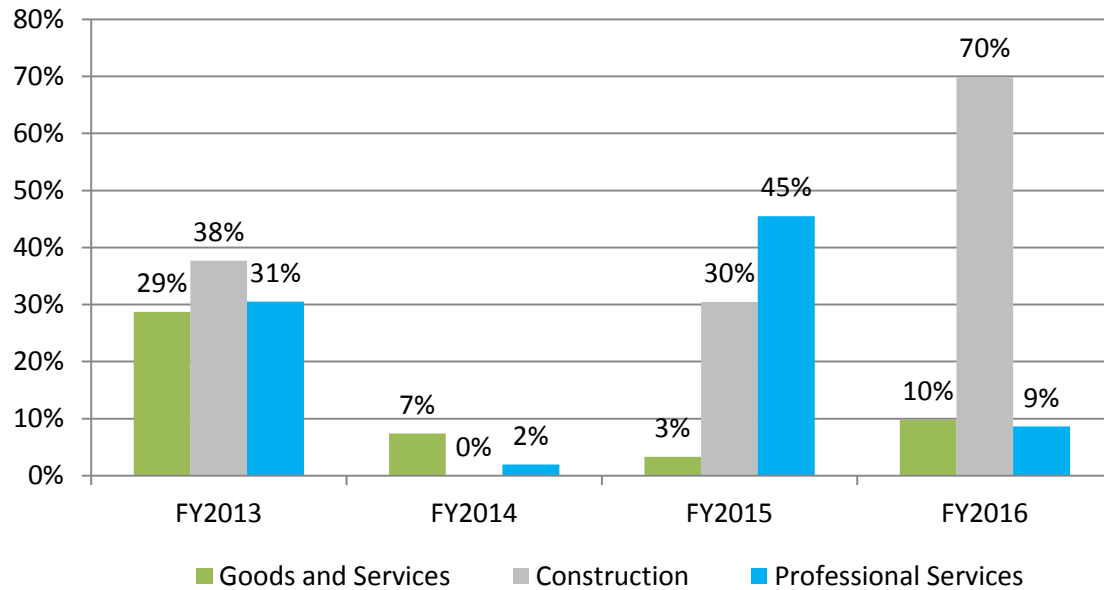
Cook County’s Office of Contract Compliance (“OCC”) also administers the Cook County Health and Hospital System’s M/WBE Program. OCC participates in the Hospital’s Finance Committee and Board Meetings and works with the Hospital System to achieve MBE/WBE participation goals. OCC works closely with the Hospital’s Supply Chain Management Department, which functions as the procurement arm by strategically sourcing goods and services across all major spend categories throughout the health system.

This section includes contract awards by the Cook County Health and Hospitals System (“CCHHS”) during FY2016 and actual payments made to minority and women owned businesses. Actual payment amounts are based on data reported by vendors. The Office of Contract Compliance tracks CCHHS M/WBE participation in the following three categories (1) Goods and Services, (2) Construction, and (3) Professional Services. The M/WBE goals are set as follows:

Contract Type	Goals	
	MBE	WBE
Goods and Services	25%	10%
Construction	24%	10%
Professional Services	35% Overall	

Overall in Fiscal Year 2016, the Cook County Health and Hospitals System awarded 12% of contracts to minority- and women-owned businesses. Additionally, in the same fiscal year, 9% of contract payments were made to minority- and women-owned businesses.

CCHHS Award (Commitments) Comparison Fiscal Years 2013 - 2016

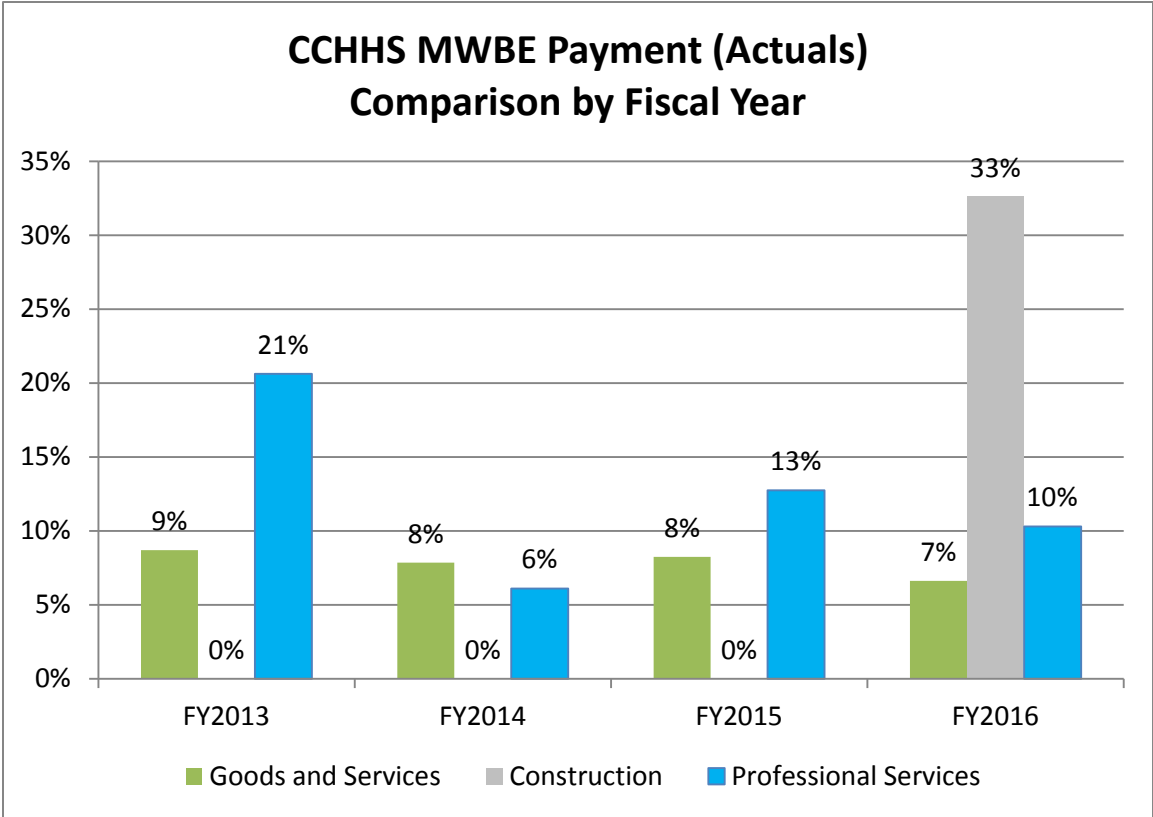


The chart above represents the committed percentage of MBE and WBE participation on Cook County Health & Hospital Systems' contract awards over the last four fiscal years. Due to the nature of goods and services procured by CCHHS, M/WBE participation has varied. Most notably, in FY16 construction increased by 40% over the past year. Mainly, this was as a result of a large value contract awarded directly to an MBE. There was a 7% increase in M/WBE participation in the goods and services category due in large part to greater participation on larger value contracts. The decrease of 34% in the professional services was due to significant contract values related to the CountyCare Program with minimal participation of M/WBEs. Overall, M/WBE participation represents a 5% increase over last year's participation resulting in 12% participation of all contracts awarded for the fiscal year.

Annual Comparison of M/WBE Participation by Contract Commitments

In FY 2016, committed M/WBE participation significantly increased in the categories of construction by 40% and by 7% for goods and services.

Annual Comparison of M/WBE Participation by Contract Payment



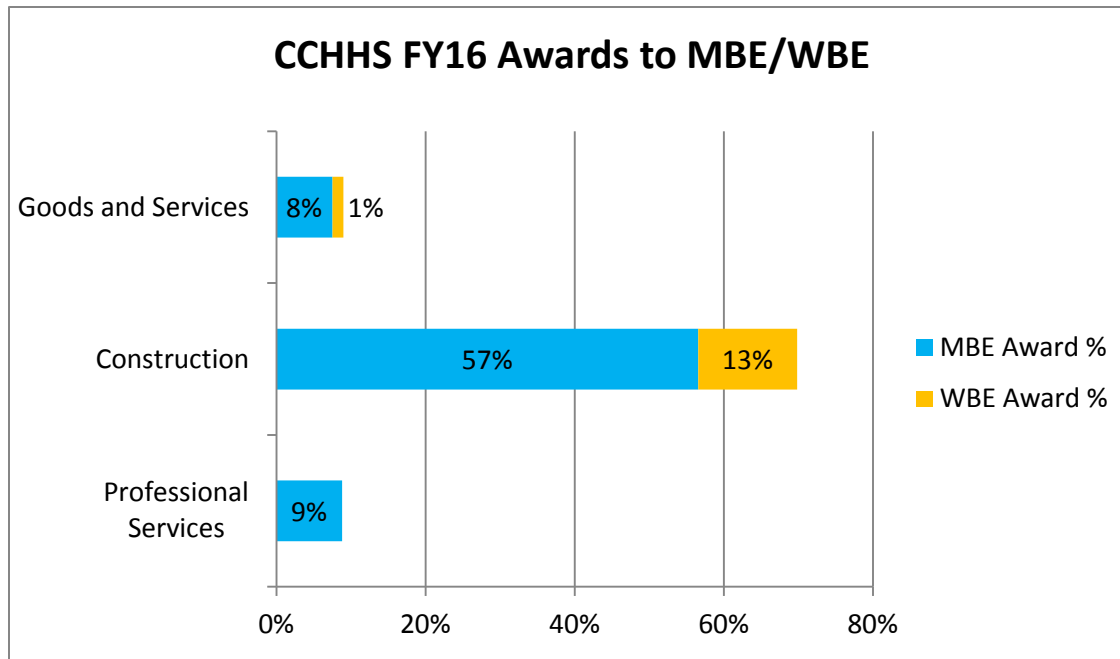
In FY 2016, the participation of M/WBEs represented 9% of all contract payments made on CCHHS contracts.

The chart above represents the percentage of MBE and WBE participation based on contract payments made for the last four fiscal years. Overall, M/WBE participation in the goods and services category has remained steady over the years. The most notable change is the activity of M/WBEs participation in construction of 33%. Overall, in fiscal year 2016, M/WBE participation represented 9% of all contracts payments made in FY16.

Cook County Health & Hospital Systems FY16 M/WBE Award (Commitments) Summary*

	<i>MBE Award</i>	<i>WBE Award</i>	<i>Non-M/WBE Award Amount</i>	<i>Total Contract Awarded</i>
Goods and Services	\$9,167,528	\$1,794,208	\$110,888,691	\$121,850,427
Construction	\$8,685,724	\$2,042,607	\$4,628,892	\$15,357,223
Professional Services	\$6,830,566	\$5,749,315	\$130,493,741	\$143,073,622
Total	\$24,683,818	\$9,586,130	\$246,011,324	\$280,281,272

*Excludes sole source contracts and pass-through claim dollars.



Overall, in FY 2016 CCHHS awarded:

9% M/WBE participation on Goods and Services

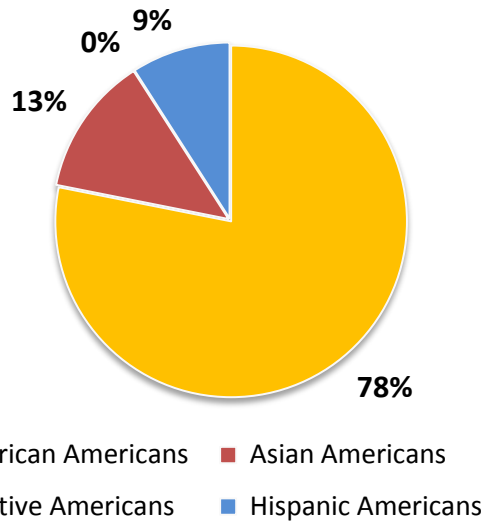
70% M/WBE Participation on Construction

9% M/WBE participation on Professional Contracts

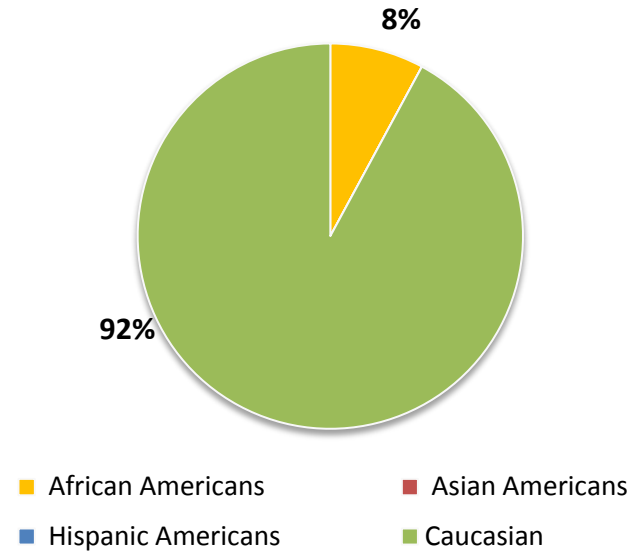
Cook County Health and Hospitals System (CCHHS) MBE/WBE FY 2016 Awards (Commitments) by Ethnicity

Contract Type	Minority Business Enterprise (MBE) Dollars					Women Business Enterprise (WBE) Dollars				
	African Americans	Asian Americans	Native Americans	Hispanic Americans	Total MBE	African Americans	Asian Americans	Hispanic Americans	Caucasian	Total WBE
Goods and Services	\$8,534,957	\$325,463	\$0	\$307,108	\$9,167,528	\$141,948	\$0	\$0	\$1,652,260	\$1,794,208
Construction	\$7,450,504	\$0	\$2,100	\$1,233,120	\$8,685,724	\$607,321	\$0	\$0	\$1,435,286	\$2,042,607
Professional Services	\$3,283,752	\$2,841,470	\$0	\$705,344	\$6,830,566	\$0	\$0	\$0	\$5,749,315	\$5,749,315
Total	\$19,269,213	\$3,166,933	\$2,100	\$2,245,572	\$24,683,818	\$749,269	\$0	\$0	\$8,836,861	\$9,586,130

MBE Committed by Ethnicity



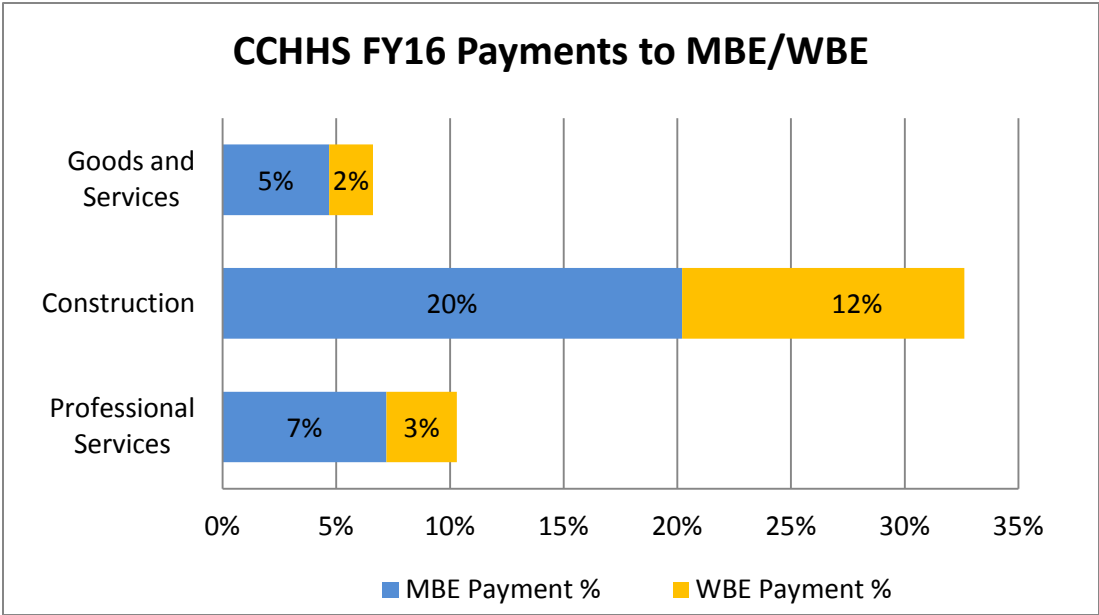
WBE Committed by Ethnicity



Cook County Health and Hospitals System (CCHHS) FY 2016 Contract Payment (Actuals)* Summary

	<i>MBE Payment</i>	<i>WBE Payment</i>	<i>Non-M/WBE Payment</i>	<i>Total Payments</i>
Goods and Services	\$7,590,905	\$3,129,476	\$151,210,761	\$161,931,142
Construction	\$511,792	\$314,586	\$1,706,834	\$2,533,212
Professional Services	\$14,392,690	\$6,181,885	\$179,009,665	\$199,584,240
Total	\$22,495,387	\$9,625,947	\$331,927,260	\$364,048,594

**Participation is based on payments reported by vendors (Primes and Subcontractors;) the contracts for which payments are made in FY2016 include contracts awarded in previous years as well as a portion of those awarded during FY2016. Excludes Sole Source Contracts and pass-through claim dollars.*



FY 2016 payments made on CCHHS contracts represented:

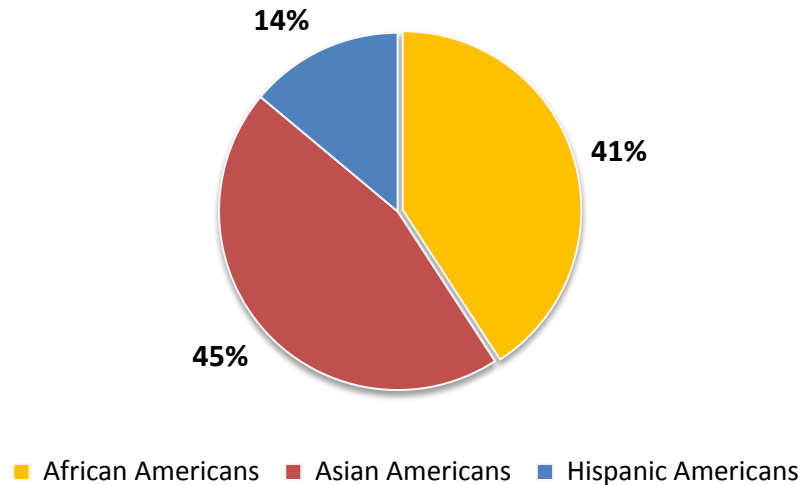
- 7%** M/WBE participation in Goods and Services
- 33%** M/WBE participation in Construction
- 10%** M/WBE participation in Professional Services Contracts

Cook County Health and Hospitals System (CCHHS) MBE/WBE FY 2016 Payments (Actuals)* by Ethnicity

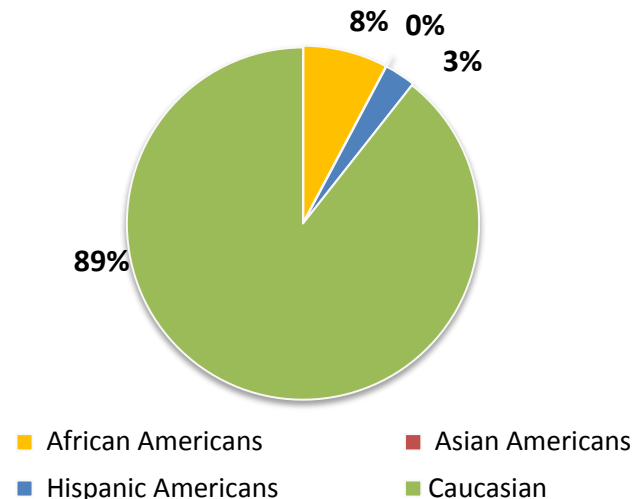
Contract Type	Minority Business Enterprise (MBE) Dollars				Women Business Enterprise (WBE) Dollars				
	African Americans	Asian Americans	Hispanic Americans	Total MBE	African Americans	Asian Americans	Hispanic Americans	Caucasian	Total WBE
Goods and Services	\$2,696,535	\$3,753,232	\$1,141,138	\$7,590,905	\$16,793	\$0	\$0	\$3,112,683	\$3,129,476
Construction	\$297,255	\$0	\$214,537	\$511,792	\$38,326	\$0	\$0	\$276,260	\$314,586
Professional Services	\$6,189,498	\$6,427,371	\$1,775,821	\$14,392,690	\$692,118	\$0	\$274,953	\$5,214,814	\$6,181,885
Total	\$9,183,288	\$10,180,603	\$3,131,496	\$22,495,387	\$747,237	\$0	\$274,953	\$8,603,757	\$9,625,947

*Participation is based on payments reported by vendors (Primes and Subcontractors)

MBE Participation* by Ethnicity



WBE Participation* by Ethnicity



2016 Outreach Activities

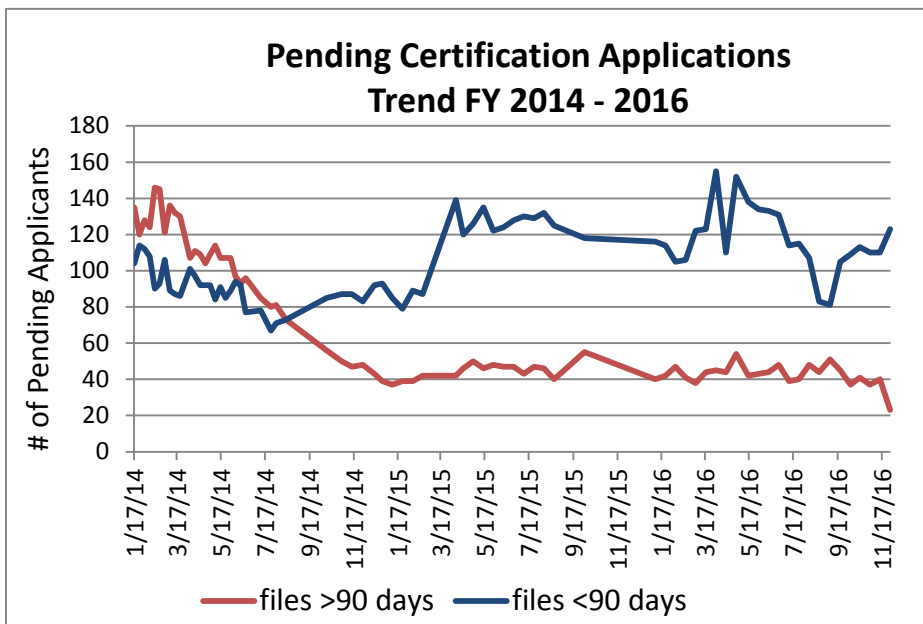
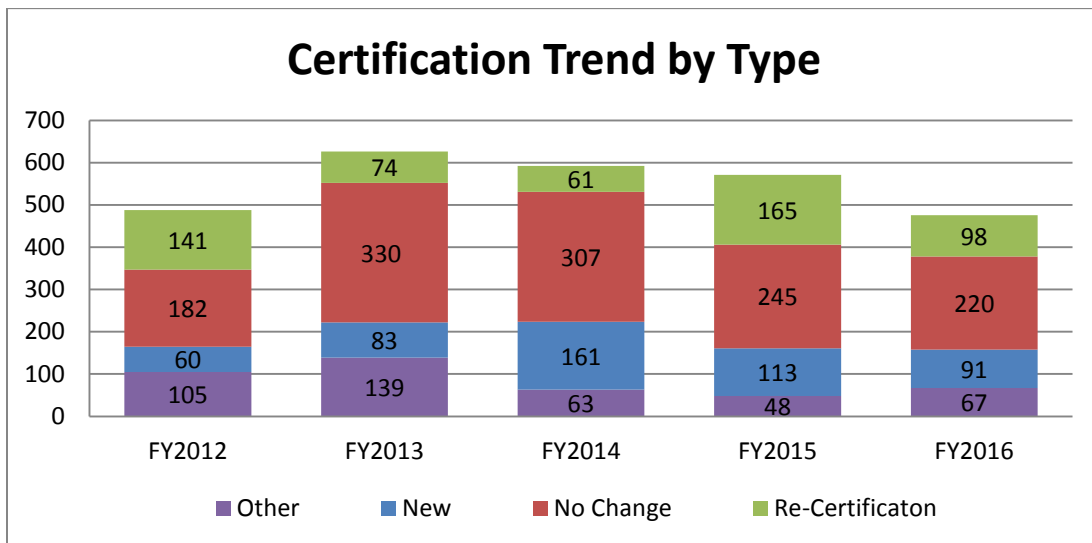
The Office of Contract Compliance (“OCC”) participates in various outreach events throughout the year to market the County’s upcoming contracting opportunities and encourage potential vendors to consider learning more about doing business with the County. OCC participated in the following events during FY2016:

Month	Event	Role
January	Commissioner Moore's Community Breakfast Meeting	Panelist
February	Meet & Greet with FWC's Board	Host
March	Hispanic American Construction Industry Association (HACIA)'s Monthly Membership Meeting	Speaker
April	49th Annual Chicago Minority Business Opportunity Fair (CBOF)	Exhibitor
May	City of Chicago and Cook County Vendor Fair	Co-Host
May	MPEA's Supplier Diversity Fair	Panelist and Exhibitor
May	Women Construction Owners and Executives (WCOE)'s Board Meeting	Speaker
May	Minority Business Leaders Exchange Meeting	Panelist
May	Seyfarth's Government Contractors Business Forum	Speaker
June	National Organization of Minority Engineers	Attendee
August	Metra Vendor Fair	Exhibitor
August	Business Leadership Council Membership Meeting	Attendee
August	American Contract Compliance Association Annual National Training Institute	Speaker
September	Women’s Business Development Council (WBDC) Entrepreneurial Women’s Conference	Exhibitor
September	Cook County's 2nd Annual Contracting Opportunities Fair	Host
September	Chatman Business Association Monthly Membership Meeting	Attendee
October	Minority Business Leaders Exchange Meeting	Panelist
October	IDOT's Making A Connection (VBE Outreach)	Exhibitor
October	MWRD's Vendor Outreach Event	Exhibitor
October	Commissioner Arroyo's Meet & Greet Event	Speaker
November	RTA's Illinois Transportation Symposium	Exhibitor
November	US Minority Contractors Association	Exhibitor
November	Minority Business Leaders Exchange Breakfast Meeting	Panelist
November	Stroger Redevelopment Community Briefing Event	Panelist
December	Chicago Public School's Vendor Outreach Event	Exhibitor

Certification

Cook County certifies businesses that are at least 51% owned, operated and controlled by one or more individuals who are socially and economically disadvantaged as set forth in the provisions of the County Code. The Office of Contract Compliance thoroughly investigates and periodically reviews all applications to ensure certification eligibility.

During Fiscal Year 2016, OCC received a total of **435** applications and processed a total of **476** consisting of the following: **91** New (Schedule A) Applications, **220** (No Change Affidavits), **98** Re-Certifications, and **67** Other (includes denials, withdrawals, and expansion requests).



We ended the fiscal year with an all-time low in the number of applications pending over 90 days with only 23 applications.



**TONI PRECKWINKLE
PRESIDENT**

Cook County Board of Commissioners

**ROBERT STEELE, 2nd District
Chairman, Contract Compliance Committee**

RICHARD BOYKIN, 1st District

JERRY BUTLER, 3rd District

STANLEY MOORE, 4th District

DEBORAH SIMS, 5th District

EDWARD M. MOODY, 6th District

JESUS G. GARCIA, 7th District

LUIS ARROYO, JR., 8th District

PETER N. SILVESTRI, 9th District

BRIDGET GAINER, 10th District

JOHN P. DALEY, 11th District

JOHN A. FRITCHEY, 12th District

LARRY SUFFREDIN, 13th District

GREGG GOSLIN, 14th District

TIMOTHY O. SCHNEIDER, 15th District

JEFFREY R. TOBOLSKI, 16th District

SEAN M. MORRISON, 17th District

**Ammar Rizki
Interim Chief Financial Officer**

**Jacqueline Gomez
Director of Contract Compliance**

**Shannon Andrews
Chief Procurement Officer**