



Cook County Treasurer Maria Pappas

STATE OF THE OFFICE - 2022

CONTENTS

INTRODUCTION	2-6		
A WEBSITE – COOKCOUNTYTREASURER.COM	7-36		
Website Highlights (cookcountytreasurer.com)	8-9		
Website – Page Visits	10-13		
Mobile Website (cookcountytreasurer.com)	14-15		
Duplicate/Overpayment Refund Search	16-17		
Search for Missing Exemptions	18-19		
Electronic Tax Bill (PDF)	20-21		
Warning for Sold/Forfeited Taxes	22-23		
Message for Tax Bills Returned by USPS	24-25		
Electronic Name/Address Changes	26-27		
Refund Status	28-29		
Taxing District Debt and Pension	30-31		
Foreign Language Content	32-33		
New Informational Brochures	34-35		
B MAJOR INITIATIVES	37-58		
Pappas Studies: 20-Year Property Tax History	38-39		
Pappas Studies: Scavenger Sale Study	40-41		
Pappas Studies: 50 Largest Tax Increases Since 2000	42-43		
Pappas Studies: Voter Turnout 2011-2020	44-45		
Pappas Studies: Debt Study	46-47		
Pappas Studies: Tax Bill 2020 Tax Bill Analysis	48-49		
DDO Amendment – TIF Data	50		
Property Tax Bills	51		
Black and Latino Houses Matter	52-55		
Stop Taxpayer Overpayment System (STOPS)	56		
Electronic Refunds	57		
C AUTOMATION PROJECTS – PAYMENTS	59-70		
Lockbox	61		
Bank Branch Payments	62		
Community Bank Branch Payments	63		
Third Party Agent (TPA) – Wire Payments	64		
Third Party Agent (TPA) – ACH Payments	65		
Online Payments	66		
		Credit Card Payments	67
		Subsequent Tax Electronic Payment System (STEPS)	68
		In-Person Payments	69
		Payment Source Trend by Tax Year (On-Time Payments)	70
		D AUTOMATION PROJECTS – SYSTEMS	71-84
		Customer Service – Email System	72
		Customer Service – Call Center	73
		Document Imaging Project	74-75
		PIN Research (Internal Portal)	76-77
		Electronic Warrant Book	78-79
		Annual Tax Sale	80-81
		Taxing Agency Extranet	82-83
		E TRANSPARENCY PROJECTS	85-98
		Debt Disclosure Ordinance (DDO)	86-88
		Data and TIF Information on the Tax Bills	89-91
		County Property Tax Portal	92-93
		County Property Tax Portal – Mobile	94-95
		Freedom of Information Act (FOIA) Log	96-97
		F FOCUS ON BUDGET	99-110
		Budget Comparison	100
		FY1998 Budget Comparison	101
		Funding	102
		Personnel Costs	103
		Cost-of-Living Adjustment (COLA) History	104
		Fringe Benefit Comparison	105
		Focus on Budget	106
		Position Count	107
		FY2022 Reduce Corporate Budget	108
		Account Summary – 060 Corporate Account	109
		Account Summary – 534 Automation Account	110
		G PROJECTS	111-124
		FY2022 – FY2024 Future Projects	112-119
		Top 100 Automation/Streamlining Efforts FY1998 – FY2021	120-124
		I APPENDIX	125



Maria Pappas

Cook County Treasurer

Toni Preckwinkle
President
Cook County Board of Commissioners
118 N. Clark Street, Room 500
Chicago, IL 60602

October 25, 2021

Dear President Preckwinkle:

It is with great pleasure that I submit to you the Fiscal Year 2022 budget for my office.

Year after year, I come before the Board with a budget request that meets or exceeds the proposed target. My 2022 budget marks the 21st consecutive year that I have met or exceeded the target. **My budget for FY2022 is \$54,218 less than for FY2021.**

In 2021, my website had nearly TWO MILLION VISITS in a single month. Additionally, I am continuing to prioritize providing outreach to taxpayers, helping taxpayers claim part of \$72 million in duplicate and overpayment refunds and \$43 million in missing senior exemptions. Lastly, my new property tax think tank was created to foster policy proposals and work with legislators to make the property taxes less costly, fairer and more equitable.

The following are highlights of the FY2022 Treasurer's Office Budget:

- Our current employee count is 58, a **76.8 percent reduction** from 1998 when the office had 250 employees.
- If the office maintained a staff of 250 as it had in 1998, the budget for the office would be approximately \$55.5 million.
- 94 percent of the budget comes from commercial user fees. **Our goal continues to be an entirely self-funded office independent of any taxpayer-funded sources.**

I am proud to request the adoption of this FY2022 budget for the Treasurer's Office.

Sincerely,

A handwritten signature in cursive script that reads "Maria".

Maria Pappas
Cook County Treasurer

INTRODUCTION

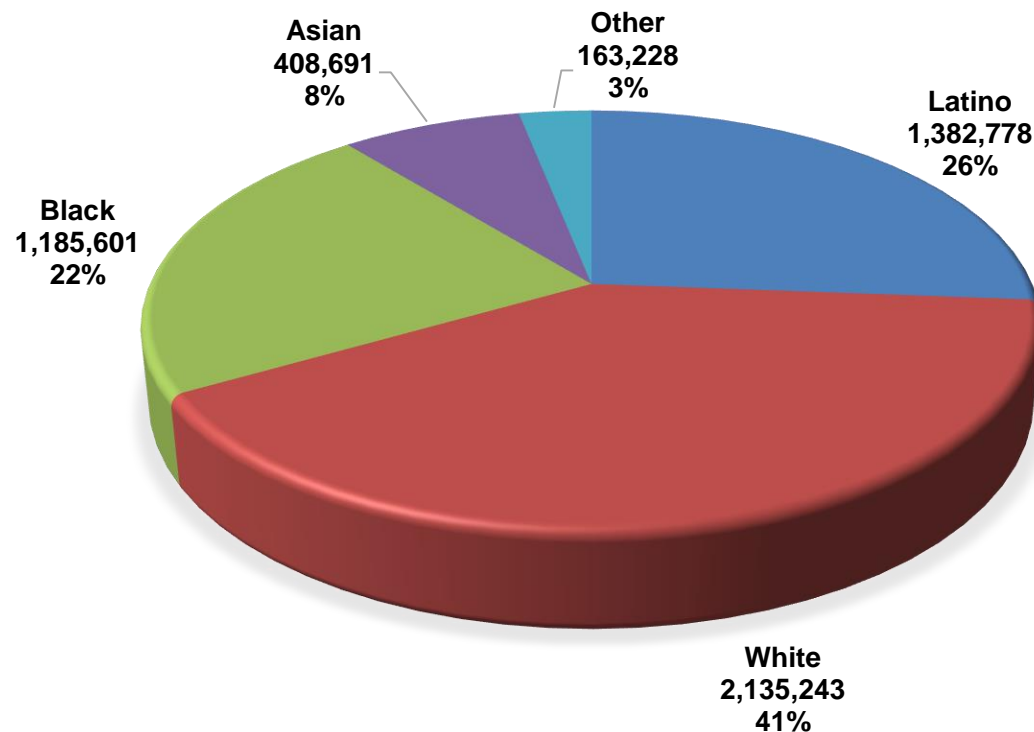


Cook County is the second-largest collector of property taxes in the United States and is home to City of Chicago, the country's third-largest city.

INTRODUCTION

Cook County's population is 5.28 million. In addition to the City of Chicago, 134 other municipal governments are located in the county.

One third of the population speaks a language other than English. The leading second languages are Spanish and Polish.



INTRODUCTION

The Cook County Treasurer's Office follows the laws from two primary sources, the **Illinois Property Tax Code** and **Cook County Municipal Code**.

Treasurer Maria Pappas' responsibilities include:

- **Printing and mailing** property tax bills on behalf of other local governments
- Collecting **\$16.1 billion** in yearly taxes from the owners of **1.8 million parcels** of property
- Distributing tax funds to approximately **2,200 local government units** to cover operations, pay bond debt and fund pension obligations
- **Investing the revenues** and other public funds of the County in conformance with federal and state laws and local ordinances
- Conducting a **tax sale of delinquent property taxes** as required by state law

INTRODUCTION

In FY1998 when Treasurer Pappas took office, there were a number of challenges:

- 250 employees in the office
- Only six '386' personal computers
- Office was not Y2K Compliant
- No Third Party Agent (TPA) wire payment system
- No lockbox
- No bank branches accepting payments
- No financial audit
- No Information Technology (IT) department
- No website
- No email system
- No phone system
- \$30 million in uncashed checks on the floor
- One mail-opening machine

The solution?

Automation, which has led to reduced headcount and greater efficiency.

Website

cookcountytreasurer.com



“Your Property Tax Overview”

at cookcountytreasurer.com is a one-stop shop for taxpayers

1.96 million visitors

August 2021

10.5 million visits

December 1, 2020 through October 1, 2021

86.6 million total visitors

since 2004

6.4 million visits

on mobile devices since December 2017

“Your Property Tax Overview”

at cookcountytreasurer.com is a one-stop shop for taxpayers

\$72 Million in Refunds

Online, electronic application
(going back 20 years)

\$43 Million in Missing Exemptions

for seniors

Download/Print your Property Tax Bill

See Important Messages

- Taxes paid or not paid
- Taxes sold or forfeited
- Mailed tax bill received or not
- Refund check status

View Taxing District Debt Information

- Access to financial reports
- Number of retirees vs. current employees

WEBSITE – PAGE VISITS

The Treasurer’s Office continues to improve the website with new features and expanded information.

As a result, **nearly 2 million visitors** accessed the site in August 2021 when the 2020 Second Installment tax bills were posted online and mailed.

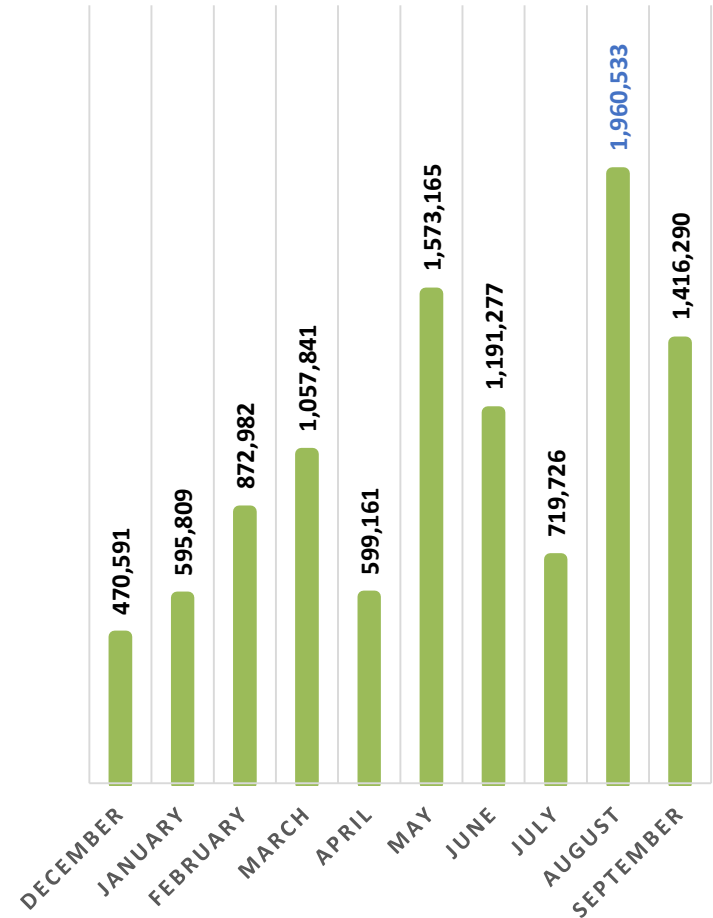
“Your Property Tax Overview” serves as a one-stop shop to provide quick access to:

- Current mailing name and address
- Tax amount due
- Tax bill download
- 20 year overpayments
- Tax exemptions going back four years

2 million

website visitors between 8/1/2021 and 8/31/2021

VISITS IN 2021



WEBSITE – PAGE VISITS

In FY2021, cookcountytreasurer.com has been visited more than **10.5 million times**.

General Statistics	December	January	February	March	April	May	June	July	August	September	October	YTD
Number of Visits	470,591	595,809	872,982	1,057,841	599,161	1,573,165	1,191,277	719,726	1,960,533	1,416,290	58,095	10,515,470
Average Visit Length (Minutes)	2.00	2.10	1.66	1.47	1.82	1.56	1.59	1.53	4.89	1.57	1.47	1.97
Visitors that visited more than once	68,007	87,274	121,202	145,713	86,141	89,887	88,158	119,669	131,741	125,496	8,479	1,071,767
First time visitors	208,849	303,565	501,037	461,508	316,501	325,047	300,153	374,033	540,520	581,544	36,229	3,948,986
Visited Pages	December	January	February	March	April	May	June	July	August	September	October	YTD
Property Tax Overview Results	211,142	264,798	483,148	525,476	300,606	1,033,514	875,602	334,444	1,375,905	981,661	37,943	6,424,239
Download Your Tax Bill	27,045	37,352	47,711	56,272	36,646	38,256	39,611	58,023	69,825	44,845	2,023	457,609
Payment Status Search	38,027	46,061	58,127	73,444	46,451	42,399	42,744	45,791	61,598	60,707	3,446	518,795
Apply for Refund Information	2,036	2,107	2,606	6,389	1,966	3,216	2,190	1,579	2,799	4,275	211	29,374
Overpayment Application/Status	4,076	4,718	7,098	11,002	4,526	5,996	4,870	4,594	9,811	8,063	448	65,202
Name/Address Change	9,226	10,821	20,997	21,657	12,936	12,834	18,830	18,333	21,150	16,477	1,084	164,345
If Taxes Were Sold	965	1,218	1,311	2,029	1,003	1,037	1,168	1,322	1,405	1,510	66	13,034
Annual Tax Sale Information	412	997	713	930	371	328	392	457	417	642	0	5,659
Research A Topic	572	474	481	531	331	397	376	630	601	416	11	4,820
News Article View	21,435	6,213	8,159	11,138	7,326	8,262	9,531	9,568	8,282	5,156	156	95,226
TPA Home Site (Bulk Wire Payments)	8,284	87	11,181	12,653	7,429	8,140	7,492	6,053	8,608	12,039	272	82,238
Community Bank Home (Teller View)	350	539	1,745	925	556	440	487	903	1,330	1,582	106	8,963
Payment By Electronic Check	8,707	20,945	143,147	82,384	34,720	20,578	7,347	5,132	56,278	158,651	19,060	556,949
Payment By Credit Card	2,459	3,724	16,388	15,169	6,214	5,115	2,555	1,859	7,797	19,244	2,979	83,503
Estate Search	589	703	772	1,038	489	761	715	820	1,221	1,293	39	8,440
Sign up for email notification	793	1,126	1,332	1,923	1,038	832	904	997	1,676	1,375	42	12,038
Due dates	2,250	4,251	6,815	6,019	3,175	4,116	7,670	37,960	30,395	6,560	329	109,540
Exemption Results	9,688	13,745	22,265	24,000	12,518	12,542	12,175	12,980	20,917	18,696	857	160,383
Homeowner Exemption Information	3,796	6,362	10,407	9,865	3,640	3,650	3,005	3,681	9,165	7,473	296	61,340
Senior Citizen Exemption	1,848	3,613	6,269	4,738	1,813	1,725	1,759	2,155	5,399	4,670	186	34,175
Senior Citizen Freeze Exemption	1,942	4,140	6,369	4,540	1,821	1,842	1,899	2,254	5,357	4,690	177	35,031
Contact Us Form	2,767	1,121	2,442	3,484	1,948	2,078	1,702	3,403	3,724	3,067	283	26,019

*Through October 1, 2021

WEBSITE – PAGE VISITS

The heart of the Treasurer’s Office is cookcountytreasurer.com. The site was created internally and allows taxpayers to easily:

- Submit payment online
- Check payment status
- Download electronic tax bill
- Search for refunds
- Check property tax exemptions
- Obtain frequently used forms
- Contact us via email
- Download informational brochures
- Read important studies

The site has been visited **nearly 86.6 million** times since 2004.

86.6 million
website visitors

Fiscal Year	Site Visits
2021*	10,515,470
2020	7,277,861
2019	7,477,080
2018	6,630,301
2017	5,063,847
2016	4,554,406
2015	4,068,008
2014	3,051,125
2013	3,766,049
2012	4,367,537
2011	4,081,384
2010	3,776,292
2009	3,390,660
2008	3,412,301
2007	4,832,303
2006	3,678,393
2005	3,904,819
2004	2,738,366
Total	86,586,202

*Through October 1, 2021.



MARIA PAPPAS, COOK COUNTY TREASURER

Payments Exemptions Refunds Seniors Your Tax Bill Tax Sale Foreign Language Brochures Forms About The Office News and Video

Pappas Studies

- Tax Year 2020 Tax Bill Analysis
- Scavenger Sale Study
- 20-Year Property Tax History
- See the Top 50 Largest Tax Increases since 2000 by Chicago ward and suburb
- Voter Turnout 2011-2020
- Debt Study - View taxing district debt attributed to your property.

Your Property Tax Overview

- View taxing district debt attributed to your property
- Search \$72 million in available property tax refunds
- Search \$43 million in missing exemptions going back four years
- Change your name and mailing address

Pay Online for Free

- Use your bank account to pay your property taxes with no fee

More Ways to Pay

- Chase
- Community Bank
- Mail
- Our Office

Avoid the Tax Sale

- Are your taxes delinquent?

Downloadable Forms

- Apply for a refund
- Receive your bill by email
- Request tax deferral for seniors, military

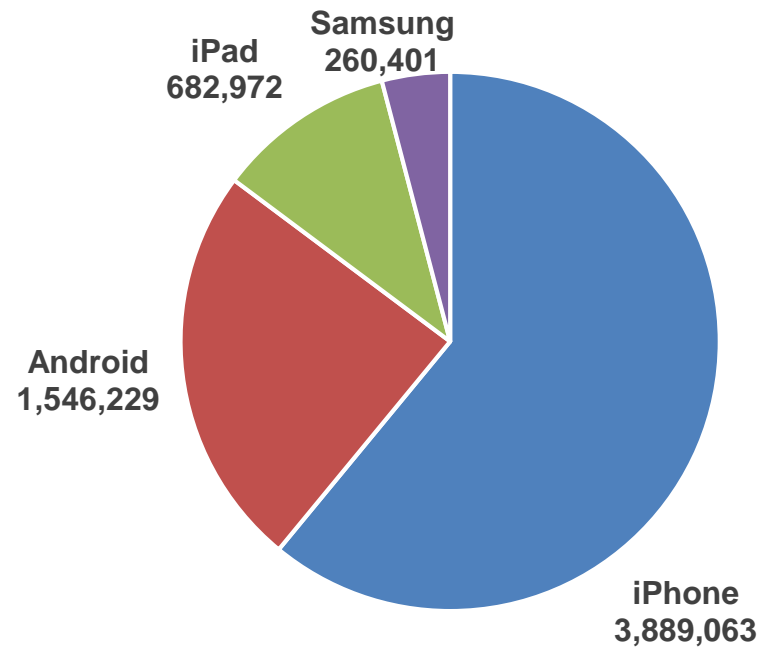
MOBILE WEBSITE (cookcountytreasurer.com)

The site was upgraded in June 2015 to better assist taxpayers using a mobile device.

Programming code automatically recognizes if a visitor is using a mobile device and conforms the layout and design to fit the device.

Since December 1, 2017, there have been **nearly 6.4 million** website visits from mobile users.

Mobile Visits



6.4 million

mobile device visitors to cookcountytreasurer.com

MOBILE WEBSITE (cookcountytreasurer.com)



WEBSITE – DUPLICATE/OVERPAYMENT REFUND SEARCH

The website has built-in functionality to display if a property address or property index number (PIN) has an overpayment going back 20 years.

In May 2020, the Treasurer's Office introduced a new feature that allows Taxpayers to easily complete an electronic, online refund application to claim an overpayment of taxes. The office streamlined the process to eliminate paper refund applications.

Currently, there are about **\$72 million in overpayments** available from the Treasurer's Office.

\$72 million

in available duplicate and overpayment refunds

WEBSITE – SEARCH FOR DUPLICATE/OVERPAYMENT REFUNDS

MARIA PAPPAS, COOK COUNTY TREASURER

[Payments](#) | [Exemptions](#) | [Refunds](#) | [Seniors](#) | [Your Tax Bill](#) | [Tax Sale](#) | [Foreign Language Brochures](#) | [Forms](#) | [About The Office](#) | [News and Video](#)

Your Property Tax Overview

Overview - Payments

Download Your Tax Bill

Name or Address Change

Tax Exemptions

Delinquent Taxes

Overpayment Refunds

Overpayment Refund Status

Uncashed Checks

Taxing Districts/Financials

Property Tax Appeal Board Refunds

20-Year Tax Bill History

Debt to Property Value

RESULTS OF OVERPAYMENT REFUND SEARCH

Property Index Number (PIN): 04-02-XXXXXXXXXX [BEGIN A NEW SEARCH](#)

Are There Any Overpayments on Your PIN?

Please be aware that if you did not own the property or make the payments at the time of the

Tax Year 2014 (billed in 2015)

Installment	Tax Amount Billed	Tax Amount Paid	Refund Available
1st	\$395.55	\$395.55	\$0.00
2nd	\$346.50	\$729.40	\$382.90

Refund Available: \$382.90 Application Required: [Apply Now](#)

Tax Year 2015 (billed in 2016)

Installment	Tax Amount Billed	Tax Amount Paid	Refund Available
1st	\$408.13	\$816.26	\$408.13
2nd	\$368.70	\$368.70	\$0.00

Refund Available: \$408.13 Application Required: [Apply Now](#)

Tax Year 2020 (billed in 2021)

Installment	Tax Amount Billed	Tax Amount Paid	Refund Available
1st	\$472.41	\$472.41	\$0.00
2nd	\$499.75	\$999.50	\$499.75

Refund Available: \$499.75 Application Required: [Apply Now](#)

MARIA PAPPAS, COOK COUNTY TREASURER

[Back](#)

Refund Application Duplicate & Overpayment

Fill in each blank below

* Property Index Number (PIN) * Tax Year

Installment

Please indicate where the check will be mailed

* Taxpayer Name In care of

* Email

International Address

* Phone () - * Address

* City * State * Zip

I hereby certify under penalty of law that I am legally and equitably entitled to the refund claimed hereby; that I have not previously received all or any part of a refund from the Office of the Cook County Treasurer or any other party for the same year, Property Index Number and reason; and that if I am not so entitled, I will indemnify and hold the Office of the Cook County Treasurer harmless from any and all adverse claims to such refund, including costs and attorney's fees

[Continue](#)

WEBSITE – SEARCH FOR MISSING EXEMPTIONS

The site details the property tax exemptions received for the most recent four years.

About **24,000 senior citizens could save a total of \$43 million** by applying for exemptions they did not receive.

If a taxpayer needs to apply for a missing exemption, a link takes them to the application.

\$43 million

possible total dollar amount of missing exemptions



MARIA PAPPAS, COOK COUNTY TREASURER

[Payments](#)
[Exemptions](#)
[Refunds](#)
[Seniors](#)
[Your Tax Bill](#)
[Tax Sale](#)
[Foreign Language Brochures](#)
[Forms](#)
[About The Office](#)
[News and Video](#)

Your Property Tax Overview

Overview -
Payments

Download
Your Tax Bill

Name or
Address
Change

**Tax
Exemptions**

Delinquent
Taxes

Overpayment
Refunds

Overpayment
Refund
Status

Uncashed
Checks

Taxing
Districts'
Financials

Property Tax
Appeal Board
Refunds

20-Year Tax
Bill History

Debt to
Property
Value

PROPERTY TAX EXEMPTION HISTORY

Property Index Number (PIN): 13-36- [REDACTED]

[BEGIN A NEW SEARCH](#)

For this PIN, here are the property tax exemptions for Tax Years 2017-2020.

You may also [view lists of properties](#) possibly missing senior exemptions for Tax Year 2018.

This information is updated every Monday.

	2020	2019	2018	2017
Homeowner Exemption:	NO	YES	NO	YES
Senior Citizen Exemption:	NO	YES	NO	YES
Senior Freeze Exemption:	NO	NO	NO	YES
Returning Veteran Exemption:	NO	NO	NO	NO
Disabled Person Exemption:	NO	NO	NO	NO
Disabled Veteran Exemption:	NO	NO	NO	NO

If you are entitled to an exemption you did not receive:

- [Apply for a missing exemption](#)
- Cook County Assessor's Office: 312.443.7550
- Owners of property outside the city of Chicago also may contact their [Township Assessor](#)

ELECTRONIC TAX BILL (PDF)

In July 2017, the Treasurer's Office began offering property owners the option to download or print their tax bill in PDF format. Previously, requests for duplicate bills were printed in hard copy form and mailed to owners.

The website has produced **more than 3 million electronic tax bills** since December 1, 2017.

20,025 electronic tax bills were generated on August 17, 2021, the highest number of bills produced on a single day.

Year	Quantity
2021	838,286
2020	813,050
2019	643,877
2018	647,279
2017 <small>(Introduced 12/1/2017)</small>	72,793
Total	3,015,285
<small>*Through October 1, 2021.</small>	

3,015,285

electronic tax bill requests from taxpayers

ELECTRONIC TAX BILL (PDF)

MARIA PAPPAS, COOK COUNTY TREASURER

[Payments](#)
[Exemptions](#)
[Refunds](#)
[Seniors](#)
[Your Tax Bill](#)
[Tax Sale](#)
[Foreign Language Brochures](#)
[Forms](#)
[About The Office](#)
[News and Video](#)

Your Property Tax Overview

Overview - Payments

Download Your Tax Bill

Name or Address Change

Tax Exemptions

Delinquent Taxes

Overpayment Refunds

Overpayment Refund Status

Uncashed Checks

Taxing Districts' Financials

Property Tax Appeal Board Refunds

20-Year Tax Bill History

Debt to Property Value

GET A COPY OF YOUR COOK COUNTY PROPERTY TAX BILL

Property Index Number (PIN): **17-06-430-020-0000**

[BEGIN A NEW SEARCH](#)

Download Your Tax Bill

Open a PDF of your tax bill that can be printed and used to pay in person or by mail.

[Tax Year 2020 Second Installment](#) Due Friday, October 1, 2021

[Tax Year 2019 Second Installment](#) Due Monday, August 3, 2020

[Tax Year 2018 Second Installment](#) Due Thursday, August 1, 2019

Stop receiving your tax bill by mail.

[Sign up for eBilling to receive future tax bills via email.](#)

[BEGIN A NEW SEARCH](#)

[Print](#)

DISCLAIMER: The information on this screen comes from many sources, few of which are in the responsibility for their PIN, property location, taxpayer address, and payment amounts posted due

TOTAL PAYMENT DUE

\$2,590.16

By 11/01/2021

2020 Second Installment Property Tax Bill - Cook County Electronic Bill

Property Index Number (PIN)	Volume	Code	Tax Year	(Payable In)	Township	Classification
17-06-430-020-0000	585	77001	2020	(2021)	WEST CHICAGO	2-41
IF PAYING LATE, PLEASE PAY	11/02/2021 - 12/01/2021	12/02/2021 - 01/01/2022	01/02/2022 - 02/01/2022			LATE INTEREST IS 1.5% PER MONTH, BY STATE LAW
	\$2,627.09	\$2,664.02	\$2,700.95			

TAXING DISTRICT BREAKDOWN

Taxing Districts	2020 Tax	2020 Rate	2020 %	Pension	2019 Tax
MISCELLANEOUS TAXES					
Metro Water Reclamation Dist of Chicago	134.64	0.378	5.47%	14.95	125.34
Parks-Museum/Aquarium Bond	0.00	0.000	0.00%		0.00
Chicago Park District	117.19	0.329	4.76%	4.98	105.04
Miscellaneous Taxes Total	251.83	0.707	10.23%		230.38
SCHOOL TAXES					
Board of Education Chicago	1,302.23	3.656	52.90%		1,166.44
Chicago Community College District	53.78	0.151	2.18%		48.01
School Taxes Total	1,356.01	3.807	55.08%		1,214.45
MUNICIPALITY/TOWNSHIP TAXES					
Chicago School Bldg & Imp Fund	59.13	0.166	2.40%		54.46
Chicago Library Fund	49.87	0.140	2.03%		38.99
City of Chicago	562.78	1.580	22.86%	389.67	516.52
Municipality/Township Taxes Total	671.78	1.886	27.29%		609.97
COOK COUNTY TAXES					
Cook County Forest Preserve District	20.66	0.058	0.84%	0.71	19.01
County of Cook	96.88	0.272	3.94%	30.98	88.61
Cook County Public Safety	47.02	0.132	1.91%		43.18
Cook County Health Facilities	17.45	0.049	0.71%		14.50
Cook County Taxes Total	182.01	0.511	7.40%		165.30
(Do not pay these totals)	2,461.63	6.911	100.00%		2,220.10

WEBSITE – WARNING FOR SOLD/FORFEITED TAXES

“Your Property Tax Overview” tells property owners if taxes were sold or forfeited at the Annual Tax Sale.

A message warns property owners to contact the Cook County Clerk to redeem sold taxes. **11,920 properties were sold in the May 2019 sale.**

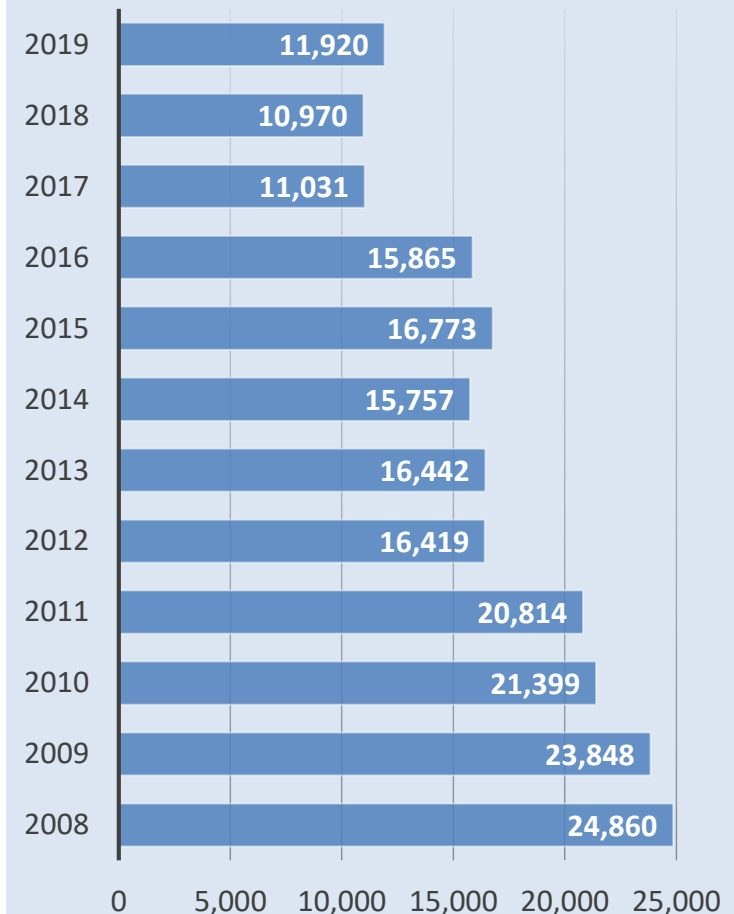
The 2018 Annual Tax Sale scheduled for May 2020 was postponed due to the COVID-19 pandemic. It will begin on November 5, 2021.

Redeeming taxes as soon as possible is important to avoid costly interest charges.

11,920

number of properties sold at the May 2019 tax sale

PINs Sold in Annual Tax Sale



WEBSITE – WARNING FOR SOLD/FORFEITED TAXES



MARIA PAPPAS, COOK COUNTY TREASURER

- Payments
- Exemptions
- Refunds
- Seniors
- Your Tax Bill
- Tax Sale
- Foreign Language Brochures
- Forms
- About The Office
- News and Video

Your Property Tax Overview

Overview - Payments

Download Your Tax Bill

Name or Address Change

Tax Exemptions

Delinquent Taxes

Overpayment Refunds

Overpayment Refund Status

Uncashed Checks

Taxing Districts' Financials

Property Tax Appeal Board Refunds

20-Year Tax Bill History

OVERVIEW - PAYMENTS

Property Index Number (PIN): 20-35- [REDACTED]

[BEGIN A NEW SEARCH](#)

Scroll down for more information.



Property Location:
[REDACTED] KIMBARK AVE
CHICAGO, IL 60619-3421

Mailing Information:
[REDACTED]
CHICAGO, IL 60620-1064

[Update Your Information](#)

Are Your Taxes Paid?



URGENT!

YOUR DELINQUENT TAXES

HAVE BEEN SOLD FOR TAX YEAR(S): 2017

CONTACT [THE COUNTY CLERK](#) TO FIND OUT THE AMOUNT YOU OWE

Tax Year 2018 (billed in 2019) Total Amount Billed: \$2,660.99

1st INSTALLMENT - Tax Year 2018

Original Billed Amount: \$1,450.14
Due Date: 03/01/2019

2nd INSTALLMENT - Tax Year 2018

Original Billed Amount: \$1,210.85
Due Date: 08/01/2019

WEBSITE – MESSAGE FOR TAX BILLS RETURNED BY USPS

To help homeowners who have mail-delivery problems, cookcountytreasurer.com now shows when tax bills have been returned by the U.S. Postal Service.

The Treasurer's Office has reduced the number of properties with incorrect mailing addresses by nearly a third, to **52,928 for the TY2020 First Installment**.

To see if your bills have been returned or to change the name and address on your bill, visit cookcountytreasurer.com and:

- Select the purple box labeled "Your Property Tax Overview"
- Enter your address or Property Index Number (PIN)
- Look for a red warning box that appears if your bills have been returned
- Select "Update Your Information" to change the taxpayer name or mailing address

52,928

properties with returned tax bills



MARIA PAPPAS, COOK COUNTY TREASURER

- Payments
- Exemptions
- Refunds
- Seniors
- Your Tax Bill
- Tax Sale
- Foreign Language Brochures
- Forms
- About The Office
- News and Video

Your Property Tax Overview

Overview - Payments

Download Your Tax Bill

Name or Address Change

Tax Exemptions

Delinquent Taxes

Overpayment Refunds

Overpayment Refund Status

Uncashed Checks

Taxing Districts' Financials

Property Tax Appeal Board Refunds

20-Year Tax Bill History

OVERVIEW - PAYMENTS

Property Index Number (PIN): 27-13- [REDACTED]

[BEGIN A NEW SEARCH](#)

Scroll down for more information.



Property Location:
[REDACTED] EVERGREEN DR
ORLAND PARK, IL 60462-6636

Mailing Information:
[REDACTED]
ORLAND PARK, IL 60462-5311

NOTICE: The U.S. Postal Service has returned our bills and notices! Please update the mailing information by clicking on this link.

Are Your Taxes Paid?

Tax Year 2018 (billed in 2019) Total Amount Billed: \$224.36

1st INSTALLMENT - Tax Year 2018

Original Billed Amount:	\$120.65
Due Date:	03/01/2019
Tax:	\$0.00
Interest:	\$0.00
Current Amount Due:	\$0.00

2nd INSTALLMENT - Tax Year 2018

Original Billed Amount:	\$103.71
Due Date:	08/01/2019
Tax:	\$0.00
Interest:	\$0.00
Current Amount Due:	\$0.00

Total Amount Due: \$0.00

[Expand Payment Details](#) ▼

WEBSITE – ELECTRONIC NAME/ADDRESS CHANGES

The site was upgraded on June 6, 2019 to accept electronic name and address changes.

The simple, electronic process eliminates the need for paper applications to be sent to the Treasurer's Office and processed by hand.

More than 120,980 electronic name and address updates have been made by Cook County property owners since the process went live.

Once a change has been initiated, a message informs the requestor of the pending change.

120,980

electronic name and address changes made

Year	Quantity
2021	49,885
2020	36,943
2019	34,152
Total	120,980
*Through October 1, 2021.	

Mailing Information:

[REDACTED]
HARWOOD HTS, IL 60706-7302

A name or mailing address change is pending. Please allow 3-4 days for the request to be completed.

[Update Your Information](#)

WEBSITE – ELECTRONIC NAME/ADDRESS CHANGES



MARIA PAPPAS, COOK COUNTY TREASURER

[Payments](#) [Exemptions](#) [Refunds](#) [Seniors](#) [Your Tax Bill](#) [Tax Dates](#) [Foreign Language Brochures](#) [Forms](#) [About The Office](#) [News and Video](#)

Update Your Name or Mailing Address

Property Index Number (PIN): 28-03- [REDACTED]



Property Location:
[REDACTED] KENTON AVE
CRESTWOOD, IL 60418-1938

Current Mailing Information:
[REDACTED]
CRESTWOOD, IL 60418-1938

* Indicates required field

Reason for Changes

* Reason for Changing Your Name or Address:

Change of Name

New Mailing Information

* Taxpayer Name (Maximum Length of 22 Characters):

* Mailing Address (Maximum Length of 22 Characters):

* City and State:

Enter your zip code and then select your city and state.

* Zip Code:

Contact Information

* Submitter Name:

* Email Address:

(example: username@domain.com)

* Verify Email Address:

WEBSITE – REFUND STATUS

The Treasurer's Office automatically issued nearly 11,500 refunds to taxpayers totaling \$25.4 million in September 2021. Since November 2018, the Treasurer's Office has issued **121,00 automatic refunds totaling about \$82 million.**

The site displays the status of a refund, including the amount, expected refund date, and then the actual refund date once issued.

The refunds were a result of property tax exemptions applied to the second installment tax bill. **Taxpayers do not need to submit a paper application for these refunds.**

\$82 million
automatic refunds issued since November 2018



MARIA PAPPAS, COOK COUNTY TREASURER

[Payments](#)
[Exemptions](#)
[Refunds](#)
[Seniors](#)
[Your Tax Bill](#)
[Tax Sale](#)
[Foreign Language Brochures](#)
[Forms](#)
[About The Office](#)
[News and Video](#)

Your Property Tax Overview

- Overview - Payments
- Download Your Tax Bill
- Name or Address Change
- Tax Exemptions
- Delinquent Taxes
- Overpayment Refunds**
- Overpayment Refund Status
- Uncashed Checks
- Taxing Districts' Financials
- Property Tax Appeal Board Refunds
- 20-Year Tax Bill History
- Debt to Property Value

RESULTS OF OVERPAYMENT REFUND SEARCH

Property Index Number (PIN): 19-31- [REDACTED]

[BEGIN A NEW SEARCH](#)

Are There Any Overpayments on Your PIN?

Please be aware that if you did not own the property or make the payments at the time of the overpayment, you are not entitled to the refund.

Tax Year 2020 (billed in 2021)

Installment	Refund Amount	Refund Method
1st	\$968.43	Electronic refund to payment account

Refunded on 09/30/2021. Check your account statement to verify the funds were received.

The Treasurer's Office issues some refunds without requiring an application.

- Electronic: The refund is deposited directly into the bank account from which the payment was made
- Check: The refund is mailed to the property owner whose mortgage company made the overpayment

WEBSITE – TAXING DISTRICT DEBT AND PENSION

The Taxing Districts' Debt and Pension data is easily accessible online, allowing taxpayers to electronically obtain the financial information they need to make informed decisions about the local agencies that receive a share of their property taxes.

The Treasurer's Debt Disclosure data includes important information like current employees versus retirees and lists total debts ranked worst to best.

\$153.4 billion

total debt of the 547 primary taxing agencies

WEBSITE – TAXING DISTRICT DEBT AND PENSION

Highlights of Your Taxing Districts' Debt and Pension

Select a taxing district name for detailed financial data.

Your Taxing Districts	Money Owed by Your Taxing Districts (minus Total Net Pension Liability)	Pension and Healthcare Amounts Promised by Your Taxing Districts	Amount of Pension and Healthcare Shortage	Employees	Retirees	Difference
South Cook Mosquito Abatement Harvey	\$1,871,888	\$4,639,938	\$356,170	44	20	24
Metro Water Reclamation Dist of Chicago	\$3,404,722,000	\$2,909,890,000	\$1,377,581,000	1,953	2,483	-530
Riverdale Public Library	\$36,004	\$3,199,307	\$328,818	4	13	-9
Riverdale Park District	\$273,994	\$0	\$0	2	0	2
South Suburban Coll Dist 510 (S Holland)	\$25,798,439	\$0	\$0	478	0	478
Thornton Township High Schools Dist 205	\$45,939,774	\$47,554,429	\$4,081,643	644	474	170
Riverdale School District 133	\$180,000	\$2,976,043	(\$99,030)	48	180	-132
Village of Riverdale	\$30,390,989	\$121,290,853	\$92,115,099	98	97	1
Town of Calumet	\$321,191	\$3,203,583	\$525,676	25	15	10
Cook County Forest Preserve District	\$193,646,842	\$457,040,680	\$246,669,734	630	532	98
County of Cook	\$6,898,027,070	\$23,257,290,307	\$13,395,266,525	22,074	19,143	2,931

Reports and Data for All Taxing Districts

View the financial reports filed by 547 local Taxing Districts across Cook County pursuant to the Debt Disclosure Ordinance authored by Treasurer Maria Pappas.

- [Read the Executive Summary](#)
- [Read the Debt Report](#)
- [Cook County Debt Map](#)
- [Correlation Chart Between Debt and Higher Taxes](#)
- [Search your property to find out what portion of local government debt is attributed to your property](#)
- [Debt to Property Value by Municipality - Residential and Commercial](#)
- [Debt and Disclosure Data](#)
- [Browse all financial reports filed by a specific local government](#)

WEBSITE – FOREIGN LANGUAGE CONTENT

The Treasurer’s Office has a feature on the website that allows property owners to use cookcountytreasurer.com in **108 different languages**.

The Treasurer’s Office implemented translation services directly into the code. By simply selecting a button, the site’s content is translated into the desired language via Google Translate.

108 foreign languages
available on cookcountytreasurer.com

Afrikaans	Hindi	Polish
Albanian	Hmong	Portuguese
Amharic	Hungarian	Punjabi
Arabic	Icelandic	Romanian
Armenian	Igbo	Russian
Azerbaijani	Indonesian	Samoan
Basque	Irish	Scots Gaelic
Belarusian	Italian	Serbian
Bengali	Japanese	Sesotho
Bosnian	Javanese	Shona
Bulgarian	Kannada	Sindhi
Catalan	Kazakh	Sinhala
Cebuano	Khmer	Slovak
Chichewa	Kinyarwanda	Slovenian
Chinese (Simplified)	Korean	Somali
Chinese (Traditional)	Kurdish (Kurmanji)	Spanish
Corsican	Kyrgyz	Sundanese
Croatian	Lao	Swahili
Czech	Latin	Swedish
Danish	Latvian	Tajik
Dutch	Lithuanian	Tamil
Esperanto	Luxembourgish	Tatar
Estonian	Macedonian	Telugu
Filipino	Malagasy	Thai
Finnish	Malay	Turkish
French	Malayalam	Turkmen
Frisian	Maltese	Ukrainian
Galician	Maori	Urdu
Georgian	Marathi	Uyghur
German	Mongolian	Uzbek
Greek	Myanmar (Burmese)	Vietnamese
Gujarati	Nepali	Welsh
Haitian Creole	Norwegian	Xhosa
Hausa	Odia (Oriya)	Yiddish
Hawaiian	Pashto	Yoruba
Hebrew	Persian	Zulu

MARIJA PAPPAS,
KUHARSKA ŽUPANIJSKA RIZNICA

Plaćanja Izuzeci Povrat novca Starije osobe Vaš porezni račun Porezna prodaja Brošure stranih jezika Obrasci O Uredu Vijesti i video

- Pappas studije**
 - Porezna godina 2020. Analiza poreznih računa
 - Studija prodaje skupljača otpada
 - Povijest 20-godišnjeg poreza na nekretnine
 - Pogledajte 50 najvećih povećanja poreza od 2000. prema odjelu i predgrađu Chicaga
 - Odziv birača 2011.-2020
 - Studija duga - Pogledajte oporezivi dug okruga pripisan vašoj nekretnini.
- Pregled vašeg poreza na imovinu**
 - Pogledajte oporezivi dug okruga pripisan vašoj nekretnini
 - Pretražite 72 milijuna dolara u dostupnim povratima poreza na nekretnine
 - Pretražite 43 milijuna dolara u nedostatku izuzetaka unatrag četiri godine
 - Promijenite ime i poštansku adresu
- Platite putem Interneta besplatno**
 - Upotrijebite svoj bankovni račun za plaćanje poreza na imovinu bez naknade
- Više načina plaćanja**
 - Ioviti
 - Banka zajednice
 - Pošta
 - Naš Ured
- Izbjegavajte prodaju poreza**
 - Jesu li vam porezi nepodmireni?
- Obrasci za preuzimanje**
 - Prijavite se za povrat novca
 - Primite račun putem e-pošte
 - Zatražite odgodu poreza za starije osobe, vojsku

WEBSITE – NEW INFORMATIONAL BROCHURES

Taxpayers may view and download informational brochures - revised in 2021 in English and 27 foreign languages (including 4 new languages) - on cookcountytreasurer.com:

- Albanian
- Arabic
- Armenian
- Assyrian
- Bulgarian
- Chinese
- Croatian
- Czech
- Filipino
- German
- Greek
- Hebrew
- Hindi
- Italian
- Japanese
- Korean
- Lithuanian
- Polish
- Romanian
- Russian
- Serbian
- Slovakian
- Spanish
- Thai
- Ukrainian
- Urdu
- Vietnamese

The informational brochures have been downloaded **519,105** times (foreign brochures downloaded 423,281 times) since 2006.

The office has eliminated the need for translators since foreign language information is readily available.

519,105
brochure downloads

Language	Total (as of 10/3/2021)
Albanian	9,049
Arabic	19,886
Armenian*	3
Assyrian	13,265
Bulgarian	13,221
Chinese	29,407
Croatian	21,398
Czech	7,539
English	95,824
Filipino*	18
German	9,858
Greek	10,337
Hebrew*	27
Hindi	969
Italian	10,374
Japanese	3,023
Korean	24,056
Lithuanian	10,026
Polish	134,956
Romanian	14,699
Russian	18,394
Serbian	14,038
Slovakian	5,601
Spanish	32,475
Thai	3,827
Ukrainian	7,974
Urdu	8,853
Vietnamese*	8
Total Downloads	519,105

* NEW LANGUAGE ADDED IN 2021



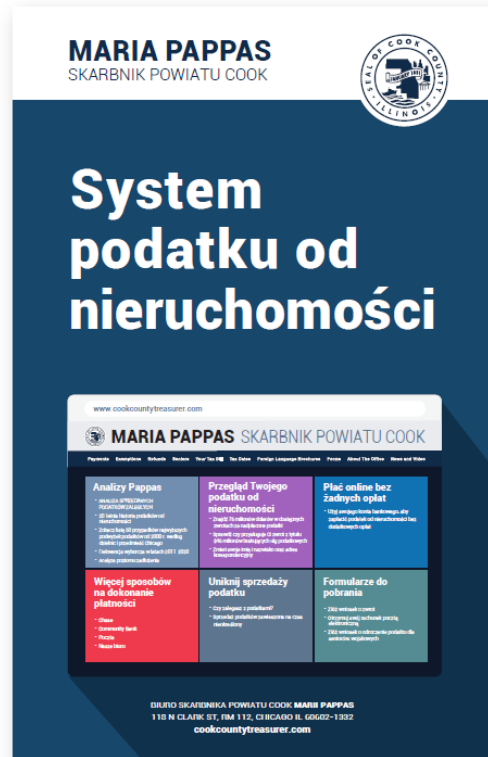
MARIA PAPPAS, COOK COUNTY TREASURER

Payments Exemptions Refunds Seniors Your Tax Bill Tax Sale Foreign Language Brochures Forms About The Office News and Video

Foreign Language Brochures

The Cook County Treasurer's Office's brochure, "The Property Tax System," contains useful information for property owners. The brochure is offered in English and 27 other languages.

- | | |
|------------|--------------|
| Albanian | Shqip |
| Arabic | عربي |
| Armenian | Հայերեն |
| Assyrian | ܐܘܪܝܝܢܐ |
| Bulgarian | Български |
| Chinese | 中文 |
| Croatian | Hrvatski |
| Czech | Česky |
| English | English |
| Filipino | Filipino |
| German | Deutsch |
| Greek | Ελληνικά |
| Hebrew | עברית |
| Hindi | हिन्दी |
| Italian | Italiano |
| Japanese | 日本語 |
| Korean | 한국어 |
| Lithuanian | Lietuviškai |
| Polish | Polski |
| Romanian | Română |
| Russian | Русский язык |
| Serbian | Srpski |
| Slovakian | Slovensky |



Major Initiatives



PAPPAS STUDIES: 20-YEAR TAX BILL HISTORY

Using data amassed to date, the report documented that **property taxes rose by 99%**, while local wages increased only 57% and the cost of living increased by only 36% from 2001 to 2020.

- **Residential properties** skyrocketed 164% in Chicago, 116% in suburbs.
- **Commercial properties** jumped 81% in Chicago, 54% in suburbs.

Any taxpayer can see their own 20-year increase on cookcountytreasurer.com. Interactive maps on the website show changes by suburb or Chicago ward.



99 percent
total tax increase for all properties since 2000

PAPPAS STUDIES: 20-YEAR TAX BILL HISTORY

Your Property Tax Overview

- Overview - Payments
- Download Your Tax Bill
- Name or Address Change
- Tax Exemptions
- Delinquent Taxes
- Overpayment Refunds
- Overpayment Refund Status
- Uncashed Checks
- Taxing Districts' Financials
- Property Tax Appeal Board Refunds
- 20-Year Tax Bill History**

20-YEAR TAX BILL HISTORY

Property Index Number (PIN): 02-16-XXXXXXXXXX BEGIN A NEW SEARCH



Property Location:
XXXXXXXXXX
 PALATINE, IL 60067-4861

Mailing Information:
XXXXXXXXXX
 PALATINE, IL 60067-4861

[Update Your Info](#)

20-Year Property Tax Bill History

Tax Year 2000:	\$3,868.80
Tax Year 2019:	\$15,933.88
Difference:	+ \$12,065.08
Percent Change:	+ 311.86%

- [Read "The Paper"](#)
- [Cook County S...](#)
- [Chicago by Wa...](#)

← Riverside

name
 Riverside

Total Taxes Billed - Tax Year 2000
 \$15,942,139

Total Taxes Billed - Tax Year 2019
 \$36,112,987

Difference
 \$20,170,849

Percent Change
 127%

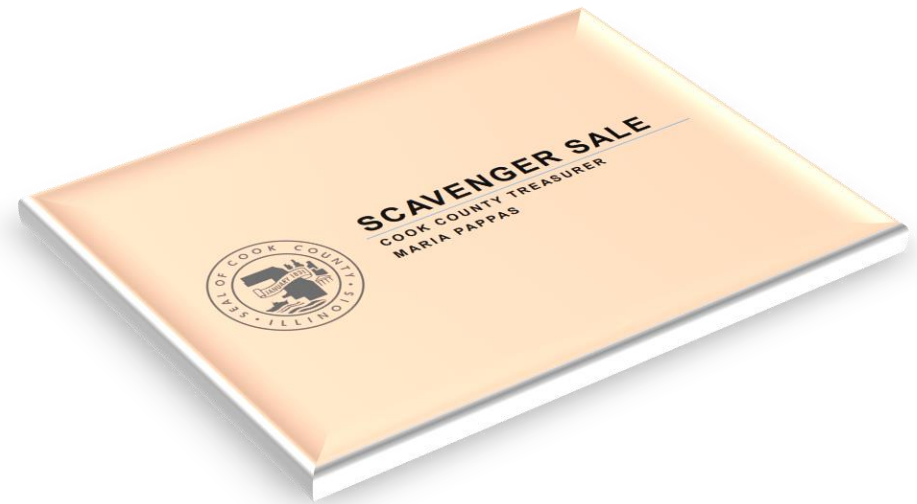
PAPPAS STUDIES: SCAVENGER SALE STUDY

A study found that the Scavenger Sale, designed to put vacant and abandoned properties back in productive use has failed decade after decade to accomplish that goal.

Of the 51,320 properties offered at the last seven sales, 25,601 (50%) were classified as vacant lots.

Areas in Cook County that have the most delinquent properties also are:

- losing population
- have large property tax increases
- have the most violent crime



50 percent
scavenger properties that are vacant lots

PAPPAS STUDIES: SCAVENGER SALE STUDY



2007-2019 SUMMARY STATISTICS

51,320 UNIQUE PROPERTIES

- Properties have been listed multiple times at the seven Scavenger Sales between 2007 and 2019. There have been **145,030 total listings** for the seven sales.
- The 145,030 figure translates into **51,320 actual, unique properties** because many are offered at multiple Scavenger Sale years.
- Of the 51,320 unique properties:
 - **25,601 are vacant lots**
 - **21,171 are residential properties**
 - **4,548 are commercial/industrial properties**

Classification	Unique Properties	Percent
Vacant Lots	25,601	49.9%
Residential	21,171	41.2%
Commercial/Industrial	4,548	8.9%
Total	51,320	

PAPPAS STUDIES: 50 LARGEST TAX INCREASES SINCE 2000

Another study in January 2021 disclosed the Top 50 Property Index Numbers (PINs) with the largest tax increases from 2000 to 2019 in Chicago and the suburbs, for both residential and commercial property.

Found that some properties, in gentrifying neighborhoods, saw increases by as much as 2,000%.

The bill for a condominium on East Lake Shore Drive in Chicago jumped 1,890%, from \$6,700 to nearly \$134,000.

A two-story house in suburban Winnetka saw a 1,174% tax increase, from \$53,000 to \$675,000.



99 percent
total tax increase for all properties since 2000

PAPPAS STUDIES: 50 LARGEST TAX INCREASES SINCE 2000



TOP 5 CHICAGO RESIDENTIAL INCREASES

Sorted by % Change – Property Taxes Billed – Tax Years 2000 – 2019

#1	2 nd Ward – Ald. Brian Hopkins	#2	1 st Ward – Ald. Daniel La Spata	#3	2 nd Ward – Ald. Brian Hopkins
					
PIN	17-03-208-034-1011	PIN	17-06-216-131-1006	PIN	17-03-208-034-1001
Property Location	East Lake Shore Drive	Property Location	West Evergreen Avenue	Property Location	East Lake Shore Drive
Classification	2-99 Condominium	Classification	2-99 Condominium	Classification	2-99 Condominium
2000	\$2,199.25	2000	\$451.47	2000	\$6,731.71
2019	\$47,782.7	2019	\$9,085.02	2019	\$133,954.83
Change	\$45,583.45	Change	\$8,633.55	Change	\$127,223.12
% Change	2,073%	% Change	1,912%	% Change	1,890%

The Pappas Study - 20 Year Property Tax Study

PAPPAS STUDIES: VOTER TURNOUT 2011-2020

The Voter Turnout figures show only about one-quarter of all citizens eligible to vote actually cast a ballot in most elections.

Since 2011:

- **Only 28.7% of the City of Chicago** voting-age population has cast ballots in elections.
- In **suburban Cook County, only 26.4%** of the voting-age population has cast ballots.



25 percent
approximate voting-age population that votes

PAPPAS STUDIES: VOTER TURNOUT 2011-2020



VOTING STATISTICS IN COOK COUNTY

City of Chicago

Election Year/Type	Voting Age Population	Voter Turnout	Turnout Compared to Voting Age Population
2020 Primary*	2,143,207	575,985	26.90%
2019 Runoffs	2,143,207	526,886	24.6%
2019 General	2,143,207	560,701	26.2%
2018 General	2,141,930	912,061	42.6%
2018 Primary	2,141,930	575,985	26.9%
2016 General*	2,119,647	1,115,664	52.6%
2016 Primary*	2,119,647	810,823	38.3%
2015 Runoffs	2,114,241	592,524	28.0%
2015 General	2,114,241	483,700	22.9%
2014 General	2,102,271	668,033	31.8%
2014 General	2,102,271	226,309	10.8%
2012 General*	2,080,903	1,028,870	49.4%
2012 Primary*	2,080,903	315,154	15.1%
2011 General	2,068,768	594,734	28.7%
2011 Runoffs	2,068,768	114,691	5.5%
Grand Total	31,685,141	9,102,120	28.7%

Suburban Cook County

Election Year/Type	Voting Age Population	Voter Turnout	Turnout Compared to Voting Age Population
2020 Primary*	1,909,961	461,966	24.20%
2019 Consolidated	1,909,961	225,973	11.8%
2018 Primary	1,921,364	450,143	23.4%
2018 General	1,921,364	883,457	46.0%
2017 Consolidated	1,928,696	272,610	14.1%
2016 Primary*	1,921,268	701,525	36.5%
2016 General*	1,921,268	1,089,840	56.7%
2015 Consolidated	1,923,018	201,180	10.5%
2014 Primary	1,917,928	232,088	12.1%
2014 General	1,917,928	696,403	36.3%
2013 Consolidated	1,911,086	275,637	14.4%
2012 Primary*	1,890,123	329,537	17.4%
2012 General*	1,890,123	1,001,693	53.0%
2011 Consolidated	1,875,472	233,350	12.4%
Grand Total	26,759,560	7,055,402	26.4%

*Indicates Presidential Election

PAPPAS STUDIES: DEBT STUDY

Since 2009, the office has collected debt figures for 547 local governments in Cook County that set 2,200 different taxing district levies. **Total debt in Cook County is \$153.4 billion.**

From 2016 to early 2021, the total debt grew by \$22.8 billion (16.6%). During that same period, the consumer price index (CPI) in the Chicago region grew by just 8%.

Found that dozens of local governments had pensions funded at levels well below 80%, with some falling below 30%. Much of the debt is rooted in unfunded pension liabilities.

Functionality now on cookcountytreasurer.com allows owners to see the total amount of local government debt attributed to a property.



\$153.4 billion

total debt of the 547 primary taxing agencies


PAPPAS STUDIES: DEBT STUDY

Property owners can see the level of debt attributed to their property value at cookcountytreasurer.com.

At the time of the study, the Willis (Sears) Tower carried a **total debt of 45.6% of its property value**.

TAXING DISTRICT DEBT ATTRIBUTED TO YOUR PROPERTY

Property Index Number (PIN): 17-16-216-009-0000



17162160090000 07/02/2007

Property Location:
233 S WACKER DR
CHICAGO, IL 60606-7147

Mailing Information:
PROPERTY TAX
P O BOX A-3879
CHICAGO, IL 60690-3879

[Update Your Information](#)

Total Taxing District Debt Attributed to Your Property:	\$317,715,721
Property Value:	\$696,999,996
Total Debt % Attributed to Your Property Value:	45.6%

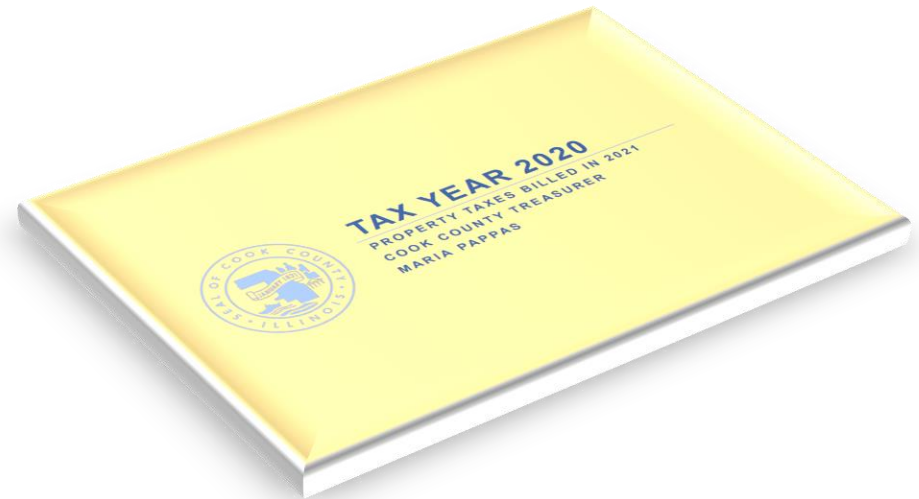
PAPPAS STUDIES: TAX YEAR 2020 TAX BILL ANALYSIS

In August 2021, the office released a first-of-its-kind analysis of nearly 1.8 million bills.

Taxes billed this year totaled \$16.1 billion, an increase of **\$534 million**, or **3.4%**, from last year.

- **Commercial property** was billed more than \$7 billion, an increase of \$410 million, or 6.2%, from last year.
- **Residential property** was billed \$8.9 billion, an increase of \$114 million, or 1.3%, from last year.

The biggest tax bill increases occurred primarily in financially struggling Black and Latino communities.

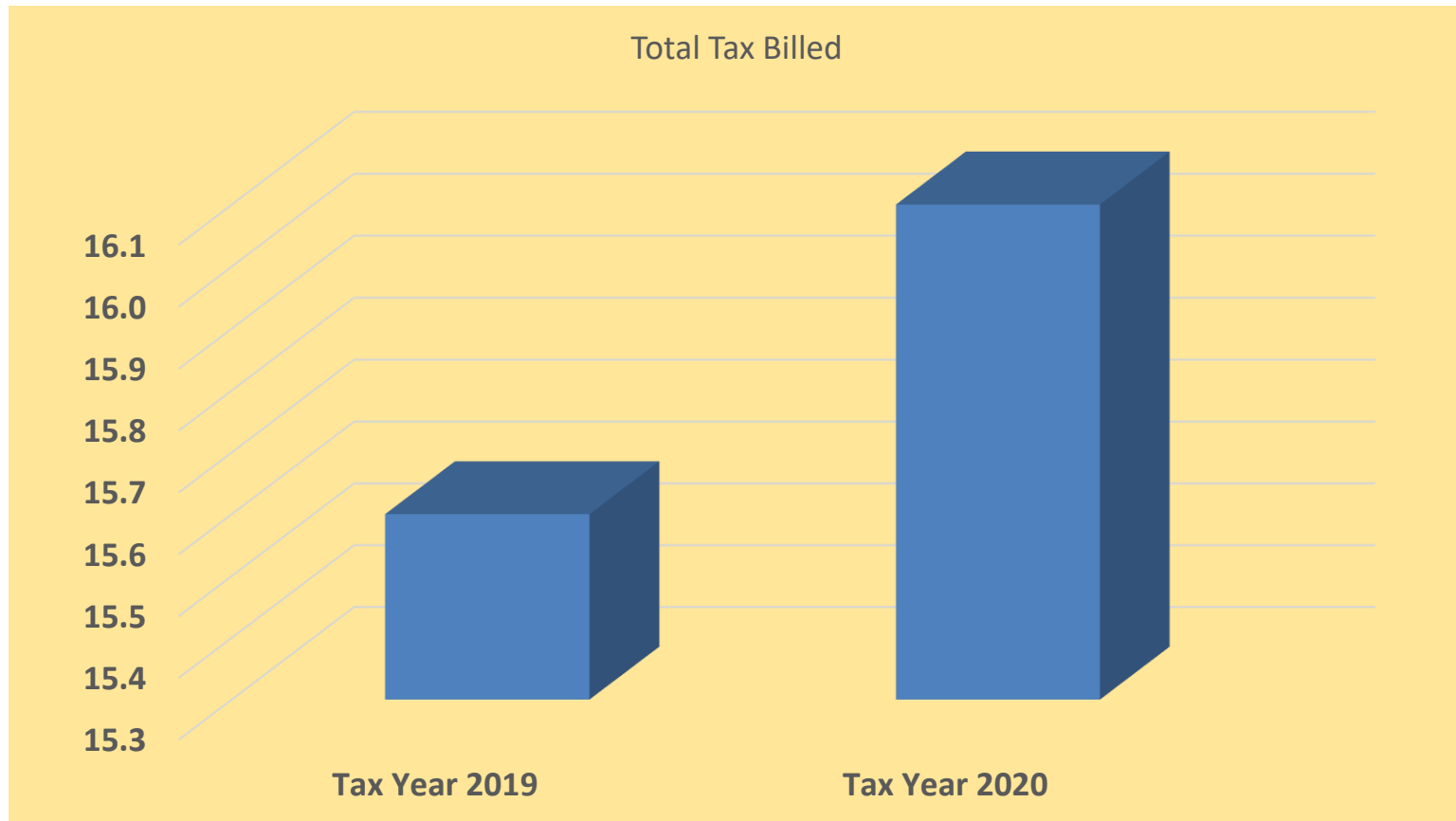


\$16.1 billion

total billed for tax year 2020, payable in 2021

PAPPAS STUDIES: TAX YEAR 2020 TAX BILL ANALYSIS

Tax Year 2020 Total Property Taxes Billed in Cook County – (Payable in 2021)



Tax Year 2020 increase from 2019: 3.425%

DDO AMENDMENT – TIF DATA

The amendment to the Debt Disclosure Ordinance, approved by the Cook County Board of Commissioners in February 2021, will increase disclosure of Tax Increment Financing districts in Cook County.

The amendment gives taxpayers the opportunity to examine how TIF dollars have been spent. This information will be posted on cookcountytreasurer.com for taxpayers to view and download at a later date once municipalities comply with the requirement and upload data to the Treasurer's Office.

Tax Year	TIF Revenue
2020	\$1.5 billion
2019	\$1.3 billion
2018	\$1.2 billion
2017	\$1.0 billion
2016	\$852 million
2015	\$718 million
2014	\$644 million
2013	\$683 million
2012	\$723 million
2011	\$729 million

PROPERTY TAX BILLS

The Treasurer's Office contracts with Sebis Direct Inc. to print the semi-annual 1.8 million tax bills offsite instead of in house.

Tax Year 2020 installment tax bills were produced with Sebis in January 2021 and August 2021.

Sebis receives the property tax data from electronic files and prints each bill's data at the same time as the form layout, thereby combining processes that had been separate in prior years.

Printing, folding, inserting and mailing are now all handled as a single process.

TOTAL PAYMENT DUE

\$ 2,852.93

By 03/02/21 (on time)

IF PAYING AFTER 03/02/21 - PLEASE PAY	03/03/21 - 04/01/21	OR	04/02/21 - 05/01/21	OR	05/04/21 - 06/01/21
	\$2,852.93		\$2,852.93		\$2,895.72

TAXING DISTRICT DEBT AND FINANCIAL DATA

Your Taxing Districts	Money Owed by Your Taxing Districts	Pension and Healthcare Amounts Borrowed by Your Taxing Districts
Metro Water Reclamation Dist of Chicago	\$3,404,722.000	\$2,909,890.00
Chicago Park District	\$1,247,590.000	\$1,665,945.00
Board of Education Chicago	\$10,408,938.000	\$27,721,071.00
Chicago Community College Dist	\$514,035,889.000	\$96,287.00
City of Chicago	\$42,103,151.000	\$42,196,885.00
Cook County Forest Preserve District	\$193,646,842.000	\$457,040.00
County of Cook	\$6,898,027.070	\$25,257,290.30
Total	\$67,770,116.801	\$98,306,459.30

PAY YOUR TAXES ONLINE

at cookcountytreasurer.com from your bank

TAX CALCULATOR	
2019 TOTAL TAX	\$ 1,187.15
2020 ESTIMATE	X 55%
2020 TOTAL TAX	= 2,852.93

The final installment amount is 55% of last year's total taxes. All exemptions, such as homeowner and senior exemptions, will be reflected on your Second Installment tax bill.

TOTAL PAYMENT DUE

\$ 2,294.59

By 10/01/21 (on time)

IF PAYING LATE, PLEASE PAY	10/02/21 - 10/01/21	OR	11/02/21 - 12/01/21	OR	12/02/21 - 01/01/22
	\$2,329.01		\$2,363.43		\$2,397.85

TAXING DISTRICT BREAKDOWN

Taxing District	2020 Tax	2020 Rate	2020 %	Pension	2019 Tax
MISCELLANEOUS TAXES					
Metro Water Reclamation Dist of Chicago	281.55	0.378	5.47%	31.28	292.86
Petrie Museum/Aquarium Bond	0.00	0.000	0.00%	0.00	0.00
Chicago Park District	245.05	0.329	4.76%	10.42	245.43
Miscellaneous Taxes Total	526.60	0.707	10.23%		538.29
SCHOOL TAXES					
Board of Education Chicago	2,723.10	3.656	62.90%		2,725.32
Chicago Community College District	12.47	0.161	2.18%		12.77
School Taxes Total	2,835.57	3.807	55.08%		2,837.49
MUNICIPALITY/TOWNSHIP TAXES					
Chicago School Bldg & Imp Fund	123.64	0.166	2.40%		127.23
Chicago Library Fund	104.28	0.140	2.03%		91.09
City of Chicago	1,176.83	1.580	22.86%	814.84	1,206.62
Municipality/Township Taxes Total	1,404.75	1.886	27.29%		1,425.54
COOK COUNTY TAXES					
Cook County Forest Preserve District	43.20	0.058	0.84%	1.48	44.42
County of Cook	202.59	0.272	3.94%	64.80	207.04
Cook County Public Safety	98.32	0.132	1.91%		100.88
Cook County Health Facilities	36.50	0.049	0.7%		33.88
Cook County Taxes Total	380.60	0.511	7.40%		386.22
(Do not pay these totals)	5,147.52	6.911	100.00%		5,187.14

TAX CALCULATOR		IMPORTANT MESSAGES	
2019 Assessed Value	25,818	2020 Total Tax Before Exemptions	\$ 1,147.52
2020 Property Value	231,070	Homeowner's Exemption	.00
2020 Assessment Level	10%	Senior Citizen Exemption	.00
2020 Assessed Value	23,107	Senior Freeze Exemption	.00
2020 State Equalizer	X 1,2234		
2020 Equalized Assessed Value (EAV)	74,483	2020 Total Tax After Exemptions	\$ 1,147.52
2020 Local Tax Rate	X 6.911%	First Installment	2,852.93
2020 Total Tax Before Exemptions	2,294.59	Second Installment	2,294.59
Total 2020 Tax (Payable in 2021)	\$ 1,147.52	Total 2020 Tax (Payable in 2021)	\$ 1,147.52

PROPERTY LOCATION: 6612 N MOZART ST, CHICAGO IL 60645 4308

MAILING ADDRESS: KASSA SADE AVECHB, 6612 N MOZART, CHICAGO IL 60645 4308

51

BLACK AND LATINO HOUSES MATTER

Treasurer Maria Pappas launched the “Black Houses Matter” initiative in March 2020 to directly reach and assist homeowners in Cook County.

The initiative includes a weekly 30-minute radio show on WVON/1690-AM. During the show, Treasurer Pappas discusses the program and takes calls from taxpayers owed a tax refund or missing a property tax exemption.

The office continues to work with community leaders, ethnic groups, aldermen and other elected officials to help preserve homeownership and create opportunities for generational wealth-building.



BLACK AND LATINO HOUSES MATTER – PHONE BANKS

Treasurer Maria Pappas teamed with ABC 7 Chicago to host a series of phone banks.

The four “Black and Latino Houses Matter” phone banks sought to help Cook County homeowners find refunds, apply for property tax exemptions and avoid the Tax Sale.

Phone Bank Date	Total Refunds
March 11-17	\$12.5 million
May 12	\$2.7 million
June 16	\$1.7 million
September 21	\$2.2 million
Total	\$19.1 million



\$19.1 million

total refunds from Treasurer’s Office phone banks

BLACK HOUSES MATTER

Black Communities – Refunds Issued (Overpayments and Exemptions)		
Municipality	Total Refunded 3/13/2020 -10/8/2021	
	# of Refunds Issued	\$ Value of Refunds Issued
Bellwood	1,147	\$2,500,493
Burnham	224	\$649,133
Calumet City	1,911	\$5,673,131
Calumet Park	492	\$715,395
Chicago (Majority Black Wards)	29,633	\$40,268,488
Country Club Hills	1,118	\$1,929,617
Dolton	1,457	\$2,150,047
East Hazel Crest	136	\$216,550
Flossmoor	485	\$2,397,308
Ford Heights	58	\$130,873
Glenwood	527	\$882,235
Harvey	1,481	\$2,104,623
Hazel Crest	797	\$1,468,776
Lynwood	380	\$624,308
Markham	1,084	\$1,855,441
Matteson	979	\$2,576,461
Maywood	977	\$2,154,883
Olympia Fields	357	\$977,378
Park Forest	1,409	\$3,378,295
Phoenix	170	\$112,979
Richton Park	711	\$1,027,794
Riverdale	779	\$1,198,631
Robbins	206	\$246,907
Sauk Village	663	\$672,089
South Holland	1,340	\$3,501,994
TOTAL	48,521	\$79,413,828

LATINO HOUSES MATTER

Latino Communities – Refunds Issued (Overpayments and Exemptions)		
Municipality	Total Refunded 3/13/2020 -10/8/2021	
	# of Refunds Issued	\$ Value of Refunds Issued
Berwyn	1,729	\$5,191,453
Cicero	1,612	\$3,342,338
Chicago (Majority Latino Wards)	13,237	\$20,740,985
Forest View	52	\$400,566
Hodgkins	128	\$1,948,222
Lyons	440	\$811,669
Melrose Park	787	\$2,268,618
Northlake	426	\$2,303,559
Posen	255	\$372,844
Stickney	203	\$321,477
Stone Park	175	\$297,939
Summit	411	\$1,145,306
TOTAL	19,455	\$39,144,976

STOP TAXPAYER OVER PAYMENT SYSTEM (STOPS)

STOPS was created by the Treasurer's Office to prevent the double payment of taxes and automatically return the second (duplicate) payment to the taxpayer.

If a payment is stopped, the payer is notified. The payer is given the opportunity to resubmit payment only if legally responsible. When this occurs, the first payee is authorized to receive a refund.

Nearly 114,000 payments (nearly \$533 million) that would have been issued as refunds have been stopped and returned since November 2010. Before STOPS, those payments would have been accepted and the payer required to request a refund.

Additional website enhancements were introduced in July 2019 to display pending payment information, an additional safeguard against overpayments.

\$533 million
duplicate payments stopped from taxpayers

Tax Year	Quantity	Dollar Amount
2020	10,370	\$60,789,652
2019	18,268	\$89,216,133
2018	5,403	\$28,145,398
2017	7,050	\$45,746,948
2016	6,946	\$34,948,957
2015	7,001	\$29,911,317
2014	10,401	\$45,920,361
2013	7,039	\$30,626,258
2012	13,123	\$54,940,477
2011	6,941	\$32,937,220
2010	12,019	\$51,541,178
2009	9,430	\$28,024,221
Total	113,991	\$532,748,120

*Through October 1, 2021.

ELECTRONIC REFUNDS – ELIMINATING PAPER APPLICATIONS

The Treasurer's Office introduced online electronic refund applications in May 2020. The process eliminates the need to download, print and mail a request for an overpayment refund.

48,807 electronic refund applications have been received since May 19, 2020.

Eliminating paper applications reduces the time it takes the office to issue refunds due to overpayments by one week.

Taxpayers can search for refunds by property address at cookcountytreasurer.com and select the "Apply Now" button to submit their claim.



48,807

electronic refund application from taxpayers

Automation Projects

Payments



AUTOMATION PROJECTS – PAYMENTS

In 1998, there were two payment options: mail and in-person at one of six office locations. Now, there are nine payment options.

1998

2 PAYMENT METHODS:

- Mail to Treasurer's Office
- In-Person at Treasurer's Office (6 Offices)

2022

9 PAYMENT METHODS:

- Mail to Lockbox
- In-Person at Chase (Nearly 400 Locations)
- In-Person at Community Banks (164 Locations)
- In-Person at Treasurer's Office (1 Office)
- Wire Payments by Third Party Agents
- ACH Payments by Third Party Agents
- Online (Internet)
- Credit Card (Internet)
- Subsequent Taxes by Tax Buyers (Internet)

AUTOMATION PROJECTS – PAYMENTS

Lockbox

In 1999, the Treasurer’s Office incorporated a lockbox system for collecting and processing taxes. This has meant same-day deposits, immediate interest earnings and quicker distributions to taxing agencies.

The lockbox system eliminated the need for daily mail payments to be opened and processed individually by Treasurer’s staff.

Since 1999, **more than 12.2 million** payments have been processed by lockbox.

12.2 million

payments processed by lockbox

Tax Year	Quantity
2020	344,090
2019	376,224
2018	375,609
2017	378,926
2016	469,095
2015	459,502
2014	483,973
2013	493,316
2012	495,577
2011	504,629
2010	481,173
2009	527,264
2008	493,194
2007	583,267
2006	640,139
2005	652,493
2004	704,773
2003	736,396
2002	855,683
2001	788,621
2000	752,702
1999	624,703
Total	12,221,349

*On-Time Payments through October 1, 2021.

AUTOMATION PROJECTS – PAYMENTS

Bank Branch Payments

Cook County property tax payments are accepted at hundreds of local banks, making it convenient for taxpayers to pay.

Today, there are nearly 400 Chase banking locations in Cook County and throughout the state that accept property tax payments.

More than 15.7 million payments have been accepted at bank branches since calendar year 1999.

As a result of bank branches accepting Cook County property tax payments, the Treasurer's Office closed its five satellite offices.

15.7 million
payments accepted at bank branches

Tax Year	On-Time Payments	Late Payments	Total Payments
2020	465,949	15,307	481,256
2019	505,466	37,841	543,307
2018	543,576	68,064	611,640
2017	576,236	71,112	647,348
2016	637,102	83,451	720,053
2015	738,050	91,729	829,779
2014	746,972	86,334	833,306
2013	747,895	92,575	840,470
2012	738,841	96,680	835,521
2011	745,788	96,866	842,654
2010	751,521	73,513	825,034
2009	733,239	127,947	861,186
2008	713,827	76,254	790,081
2007	727,451	85,079	812,530
2006	707,983	74,587	782,570
2005	707,640	84,223	791,863
2004	695,093	68,685	763,778
2003	668,896	60,094	728,990
2002	634,727	55,467	690,194
2001	558,546	49,828	608,374
2000	435,777	30,643	466,420
1999	302,723	19,455	322,178
1998	109,877		109,877
Total	13,722,229	1,550,731	15,738,909

*Through October 1, 2021.

Payments may include prior tax years.

AUTOMATION PROJECTS – PAYMENTS

Community Bank Branch Payments

Cook County taxpayers may visit one of the participating local community banks to pay taxes by direct debit (electronically).

164 banking locations throughout the area accept property tax payments.

Nearly 105,000 payments have been accepted at these locations since 2004.

Tax Year	# of Community Bank Branches	# of Payments
2020	164	4,292
2019	152	4,930
2018	106	5,140
2017	116	5,316
2016	120	5,967
2015	178	6,865
2014	194	5,484
2013	208	7,110
2012	194	7,140
2011	209	6,991
2010	209	7,222
2009	226	6,843
2008	223	6,084
2007	220	5,611
2006	216	5,342
2005	214	5,507
2004	215	4,794
2003	219	4,080
Total		104,718

*Through October 1, 2021.

105,000
payments at community banks

AUTOMATION PROJECTS – PAYMENTS

Third Party Agent (TPA) – Wire Payments

The Treasurer's Office established a commercial wire payment system used by banks, mortgage and title companies to pay taxes instead of submitting individual checks to the office.

The prior process in the office required manual handling and deposit of individual checks.

Wire payments from Third Party Agents have totaled **more than 26 million** payments (**nearly \$77 billion**) since August 2003.

26.2 million

commercial user wire payments

Tax Year	Quantity	Dollar Amount
2020	1,477,070	\$5,673,304,194
2019	1,493,768	\$5,496,221,680
2018	1,485,660	\$5,335,195,002
2017	1,453,482	\$4,949,322,628
2016	1,477,447	\$4,796,620,456
2015	1,457,321	\$4,501,362,291
2014	1,447,536	\$4,230,786,339
2013	1,458,832	\$4,214,041,154
2012	1,469,742	\$4,294,860,099
2011	1,491,680	\$4,205,521,196
2010	1,496,930	\$4,245,980,447
2009	1,478,790	\$4,092,128,626
2008	1,451,042	\$3,947,466,410
2007	1,403,129	\$3,731,088,684
2006	1,349,619	\$3,459,730,206
2005	1,291,410	\$3,106,617,529
2004	1,253,555	\$2,873,612,587
2003	1,238,729	\$2,621,405,164
2002	587,796	\$1,209,770,282
Total	26,263,538	\$76,985,034,973

*Through October 1, 2021.

AUTOMATION PROJECTS – PAYMENTS

Third Party Agent (TPA) – ACH Payments

The Treasurer's Office instituted a system for commercial users (banks, mortgage and title companies) to pay via ACH direct debit transactions from an online site instead of submitting individual checks to the office.

Commercial users have submitted **more than 1 million payments (more than \$4.3 billion)** since 2007.

Tax Year	Quantity	Dollar Amount
2020	71,113	\$393,651,037
2019	62,770	\$379,658,583
2018	58,144	\$330,964,658
2017	56,321	\$312,225,976
2016	55,555	\$292,408,474
2015	60,281	\$312,461,721
2014	73,251	\$327,658,628
2013	70,195	\$331,899,450
2012	84,071	\$356,061,761
2011	81,184	\$343,046,357
2010	76,612	\$279,687,650
2009	82,904	\$265,681,436
2008	87,699	\$232,692,641
2007	70,455	\$167,931,735
2006	24,182	\$55,091,532
Total	1,014,737	\$4,381,121,638

*Through October 1, 2021.

1 million

commercial user ACH direct debit payments

AUTOMATION PROJECTS – PAYMENTS

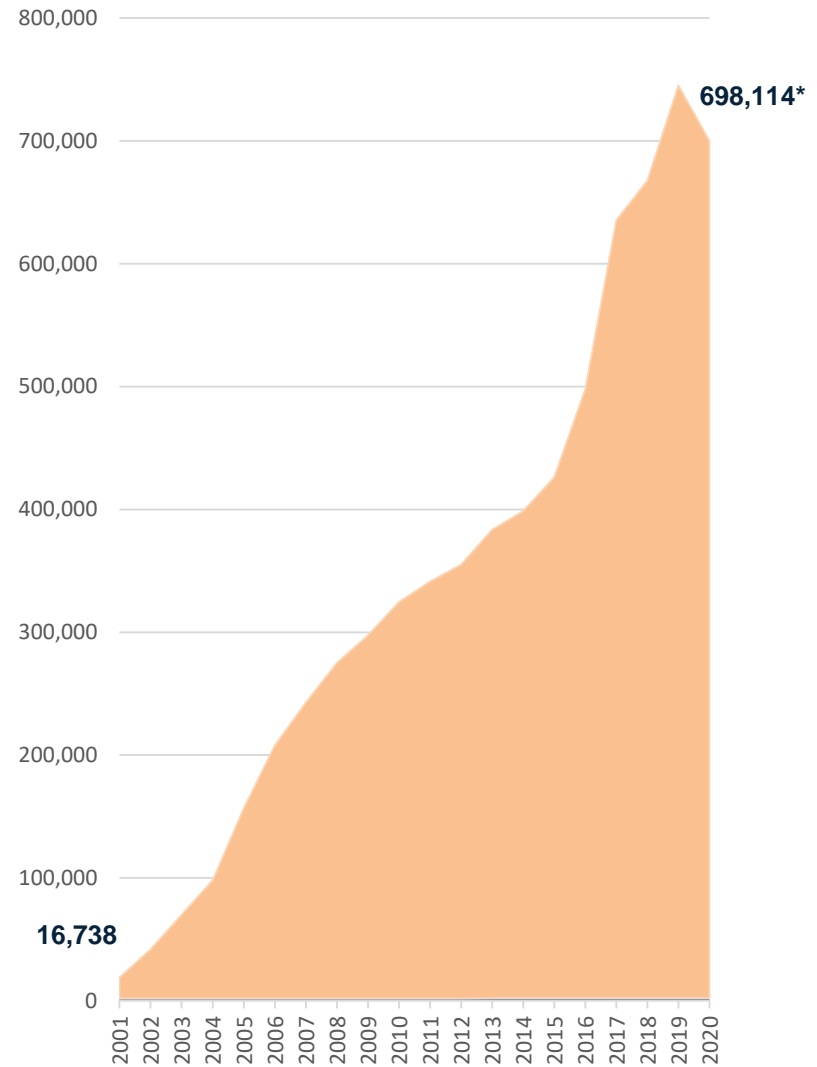
Online Payments

In March 2002, the Treasurer’s Office introduced online payments for on-time payments. The office has collected **nearly 7 million online payments** through October 1, 2021.

Since January 2018, there is no fee for taxpayers to make an online payment.

Online payments continue to increase year after year, especially as more taxpayers choose to stay home during the COVID-19 pandemic.

7,000,000
online tax payments to date for TY2020



*Through October 1, 2021 (please note taxpayers may continue to pay Tax Years 2018, 2019 and 2020 online).

AUTOMATION PROJECTS – PAYMENTS

Credit Card Payments

In July 2012, the office added the option for taxpayers to pay property taxes with a credit card.

Property owners may make delinquent payments via credit card year-round through the online payment channel.

A total of **461,854** credit card payments have been made totaling **nearly \$1.1 billion**.

462,000
credit card payments

Tax Year	Quantity	Dollar Amount
2020	62,685	\$151,275,809
2019	81,727	\$188,081,110
2018	81,680	\$195,484,582
2017	80,628	\$212,328,627
2016	64,052	\$143,672,948
2015	35,288	\$71,712,548
2014	18,404	\$40,478,645
2013	15,920	\$34,911,745
2012	13,802	\$29,732,837
2011	7,668	\$15,360,212
Total	461,854	\$1,083,039,063

*Through October 1, 2021.

AUTOMATION PROJECTS – PAYMENTS

Subsequent Tax Electronic Payment System (STEPS)

The Treasurer's Office created an online payment method for tax buyers to make tax payments on properties after the initial purchase at the Annual Tax Sale.

Since 2007, tax buyers have submitted **nearly 528,000 (almost \$1.4 billion)** subsequent tax payments.

IMPORTANT NOTE:

Property owners should redeem their sold taxes as quickly as possible to avoid additional costs accruing from unpaid subsequent taxes.

Tax buyers can pay delinquent subsequent taxes following the Annual Tax Sale. Taxpayers are assessed 12 percent interest per installment per year on each tax amount paid by a buyer.

528,000

subsequent taxes paid online by tax buyers

Tax Year	Quantity	Dollar Amount
2020	3,233	\$8,953,192
2019	15,477	\$42,324,395
2018	31,059	\$87,700,288
2017	32,433	\$85,077,044
2016	37,005	\$98,738,268
2015	47,936	\$120,812,504
2014	40,025	\$93,867,028
2013	40,584	\$99,123,888
2012	39,298	\$95,799,877
2011	46,068	\$124,413,038
2010	46,589	\$132,676,578
2009	44,977	\$136,854,229
2008	42,528	\$118,181,052
2007	45,984	\$106,138,464
2006	14,617	\$29,455,268
Total	527,813	\$1,380,115,113

*Through October 1, 2021.

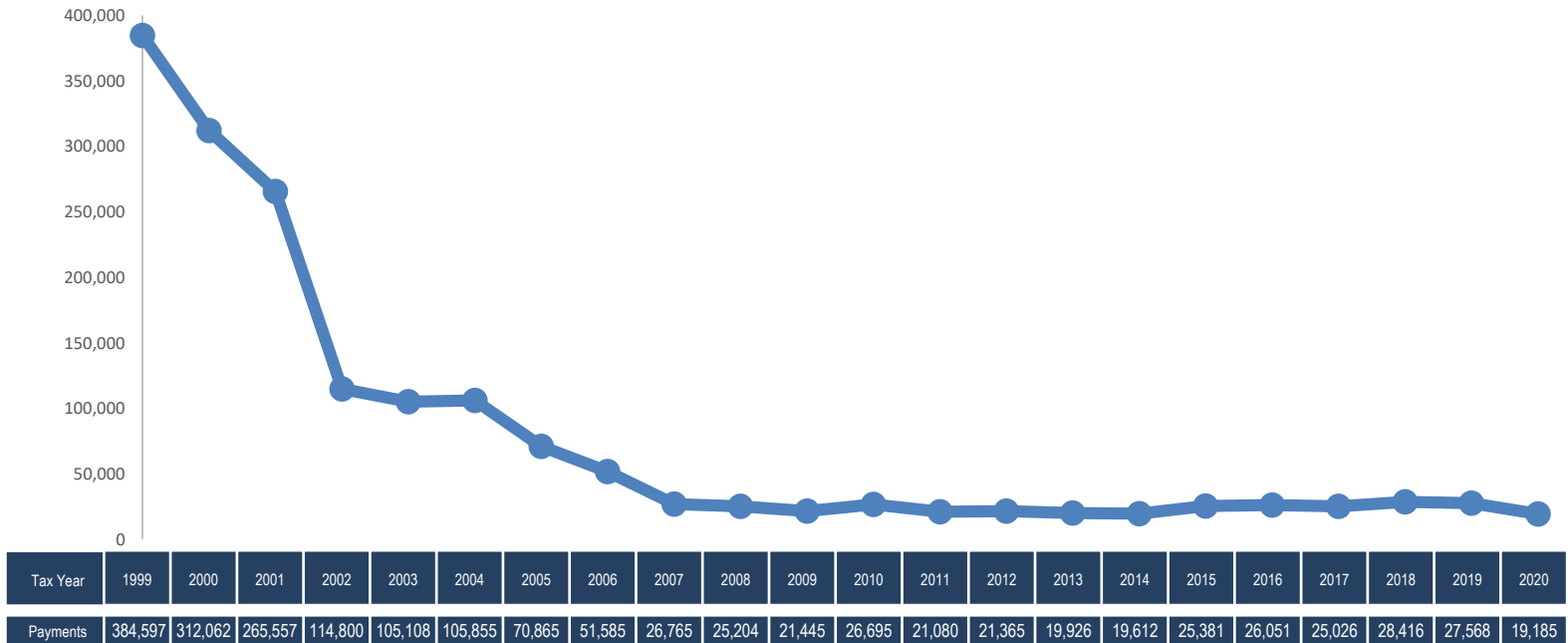
AUTOMATION PROJECTS – PAYMENTS

In-Person Payments

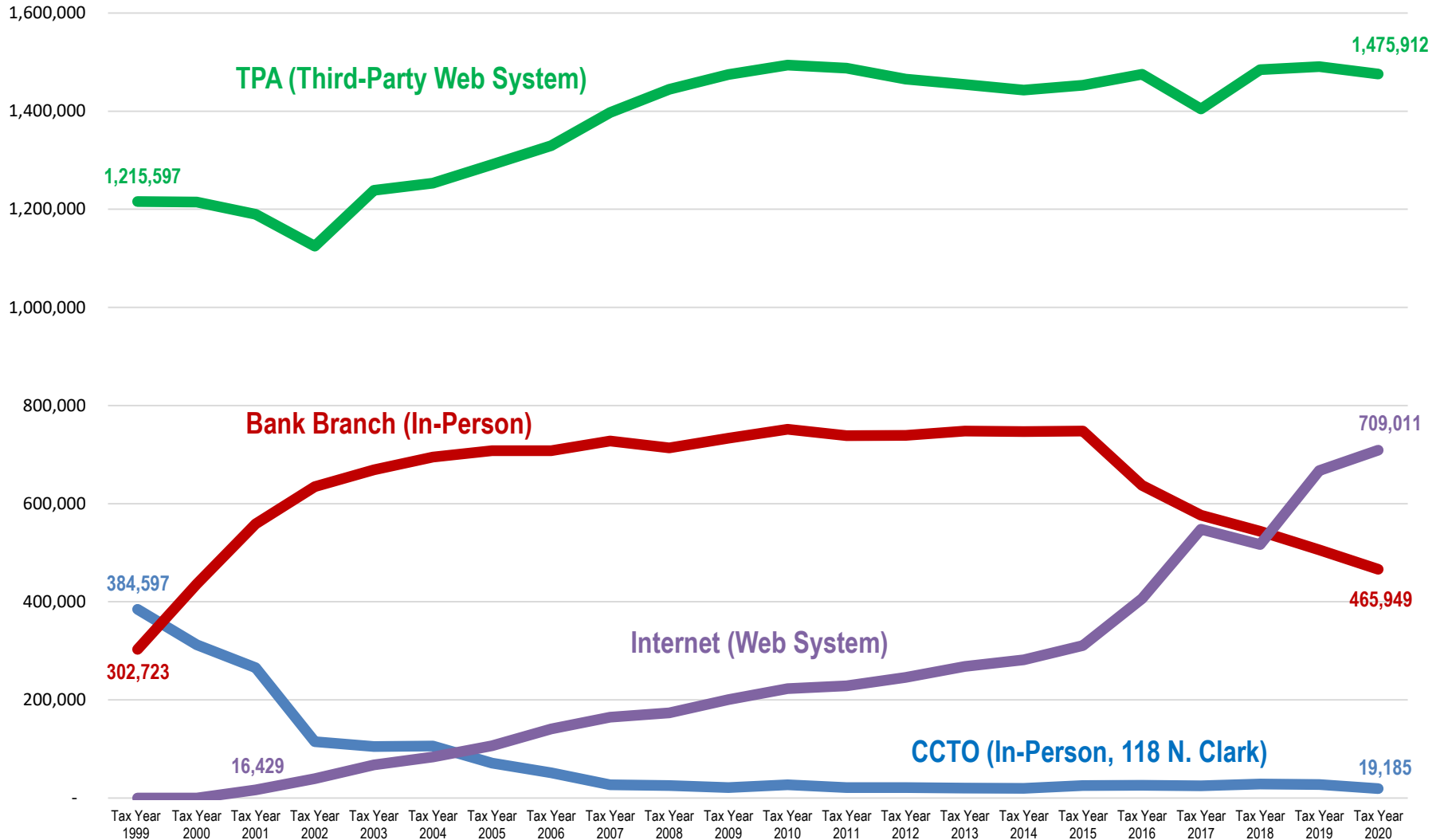
Because of the many payment options available to taxpayers, the Treasurer’s Office, at the end of 2005, closed the five satellite offices. The six satellite offices processed more than 384,000 in-person payments in 2000.

For Tax Year 2020, in-person, on-time payments totaled **fewer than 20,000** at the Clark Street location – accounting for just 0.62 percent of nearly 3.1 million total on-time payments.

On-Time In-Person Payments (Satellite and Downtown Totals)




PAYMENT SOURCE TREND BY TAX YEAR (ON-TIME PAYMENTS)



On-time payments only.

Automation Projects

Systems



CUSTOMER SERVICE – EMAIL SYSTEM

The Treasurer’s Office created online functionality so taxpayers can contact us via email.

In May 2020, the Treasurer’s Office overhauled the taxpayer email system by leveraging the Salesforce platform. A number of enhancements and efficiencies were built into this updated email system.

Emails are routed to employees throughout the office to respond within 48 hours.

The office has received and responded to **nearly 185,000** emails since 2003.

184,691
emails from taxpayers

Calendar Year	Quantity
2021	8,433
2020	12,354
2019	11,925
2018	8,347
2017 [^]	10,575
2016	3,830
2015	3,622
2014	4,372
2013	4,731
2012	6,686
2011	7,471
2010	9,658
2009	14,951
2008	16,093
2007	13,145
2006	11,681
2005	13,706
2004	15,430
2003 (Began May 2003)	7,681
Total	184,691
*Through October 1, 2021.	

[^]NOTE: The spike in 2017 can be attributed to **5,796 emails received in December 2017** with questions about the prepayment program and changes to federal tax laws.

CUSTOMER SERVICE – CALL CENTER

The Treasurer’s Customer Service Call Center has handled **188,430 phone calls through September 30, 2021.**

76.9% of the calls have been handled automatically by the system. **23.1%** have been answered by a Call Center employee.

In 2019, the Treasurer’s Office introduced a feature that gives callers the option to leave a message and receive a returned phone call with 24 hours.

Callers can select from English, Polish or Spanish and follow prompts to obtain specific PIN information such as amount due or refund amount available.

188,430
phone calls received in FY2021

BY THE NUMBERS



144,971

Phone calls to the Treasurer’s Office answered automatically by the system.



43,459

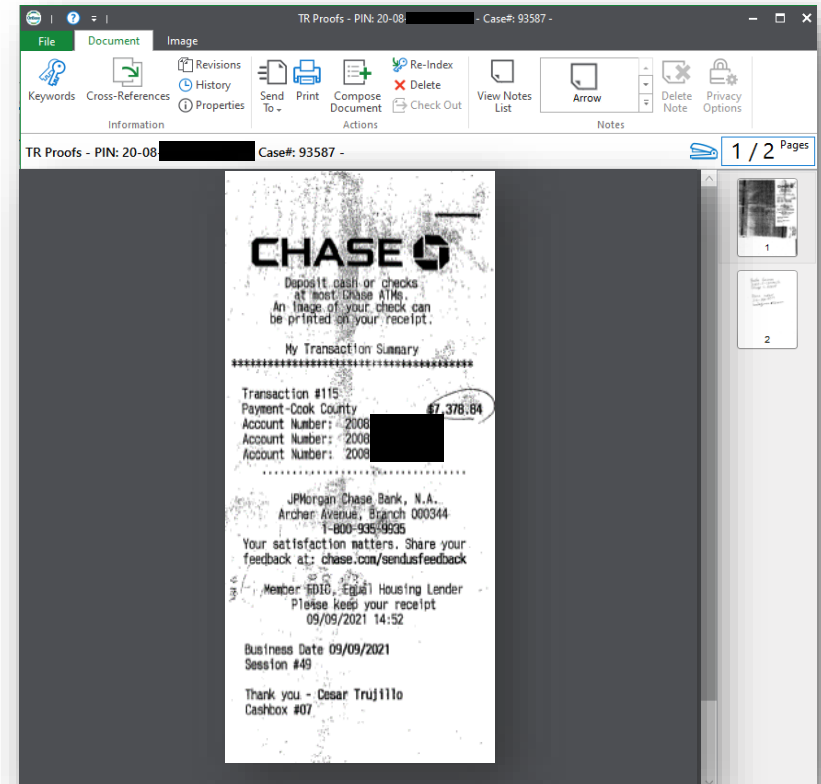
Phone calls to the Treasurer’s Office answered by a Call Center employee.

DOCUMENT IMAGING PROJECT

In 2016, the Treasurer's Office implemented the Paperless Customer Service System.

The system provides:

- Scanning, imaging, and storing of electronic documents, files and data. As a result, the office significantly reduces the need to retain hard-copy paper documents.
- Tracking of documents by Property Index Number (PIN) for quick access to information. Treasurer's Office employees provide seamless customer services.
- Notification – All requested information is emailed to the taxpayer.



DOCUMENT IMAGING PROJECT

Case Number: 93587 | PIN: 20-08-██████████ Status: Open



CUSTOMER SERVICE SYSTEM

Case Information

Case Number	Date Created	Received*
93587	9/28/2021	Walk-In
Case Status	Assigned To	Date Closed
Open		
Entered By*		
██████████		

PIN Information

PIN	Tax Year	Installment	Property Volum
20-08-██████████	2020		418
Property House	Property Direction	Property Street	Property
██████████	W	51ST	ST
Property City	Property State	Property Zip	Property Town
CHICAGO	IL	60609	LAKE

PIN RESEARCH (INTERNAL PORTAL)

The PIN Research System is an internal system used by office staff that centralizes PIN data that previously was accessible only via cumbersome stand-alone modules.

The system contains 20 years of PIN data including entire PIN Summary, mailing address, property address, exemptions, payment overview, Tax Research Cases and scanned images, such as payment coupons and checks, name/address change applications and returned certified mail images.

Cook County Treasurer's Office Maria Pappas, Treasurer

Operations Collections Refunds Tax Sale Information Technology Finance Legal Human Resources Administration [My Quick Links](#)

PIN Research (Property Summary)

Property Summary PIN Summary Tax Bills Image Searches ▶ Advanced Searches ▶ Elected Officials ▶ Table Searches ▶ Administrator Functions ▶ [PIN Lookup](#)

PIN: 09 - 07 - 100 - 000 - 0000 [Search](#) [Reset](#)

Search results for PIN 09-07-100-0000 (ALL TAX YEARS SHOWN)

WISCONSIN DR DES PLAINES IL 60016-2045

PIN Summary	Image Searches	Advanced Searches	Advanced Tools
2020 Current Tax	Image Archive	Correspondence Letters	Add a New Note or Taxpayer Inquiry
2019 Current Tax		STOPS Letters	Add a New Tax Research Case
2018 Current Tax		Duplicate and Overpayment Refunds	Tax Bills
2017 Current Tax		Returned Mail	Cook County GIS Map Viewer
2016 Current Tax		Returned Mail Letters/Emails	Cook County Property Tax Portal
2015 Current Tax		Sold and Forfeited Tax Status	
2014 Current Tax		Tax Research Cases	
2013 Current Tax		Notes and Taxpayer Inquiries	
2012 Current Tax		Historical Summary	
2011 Current Tax		Transaction History	
2010 Current Tax		Name Change History	
2009 Current Tax		CRM History	
2008 Current Tax			
2007 Current Tax			
2006 Current Tax			
2005 Current Tax			
2004 Current Tax			
2003 Current Tax			
2002 Current Tax			
2001 Current Tax			
2000 Current Tax			
1999 Current Tax			
1998 Current Tax			
1997 Current Tax			
1996 Current Tax			
1995 Current Tax			
1994 Current Tax			
1993 Current Tax			

Elected Officials

Commissioner - 9th District
Peter N. Silvestri

State Representative - 53rd District
Mark L. Walker

State Senator - 27th District
Ann Gillespie

[View Elected Officials Contact Directory](#)

2,115,035

total number of unique PIN records available

PIN RESEARCH (INTERNAL PORTAL)

Comprehensive Data/Information Retained Internally for Every Property



* All physical documents are electronically imaged, added to property portal and physical document then discarded.

ELECTRONIC WARRANT BOOK

The Electronic Property Tax Warrant Book system replaced the physical Warrant Books, which serve as the official property tax records for the county.

In April 2016, the Treasurer's Office incorporated **4,765,458** individual pages from **12,011** books into the system.

The system eliminates manual posting of records because all transactions and new tax year data sets are automatically added electronically.

4,765,458

total number of pages scanned



ELECTRONIC WARRANT BOOK

[Home](#) [Contact Us](#)

Cook County Government Electronic Real Estate Tax Warrant Book



Cook County Real Estate Tax Warrant Information

Enter the Property Index Number (PIN) and the five character security code, then press ENTER or click on Search:

- - - -

[Search](#) [Reset](#)

Search results for Property Index Number (PIN) **01-01-100-000-0000**

[Available Tax Types](#)

Warrant Year: **2016** Tax Year: **2016** Tax Type: **General Tax**

Tax Status: Taxable Parcel
Volume: 001
Classification: 2-05
Tax Rate: 7.283
Tax Code: 10021

Township: Barrington

Mailing Address:
 DAVID
 STATION ST
 BARRINGTON IL 60010

Assessed Valuation: 40,020
Equalized Valuation: 105,184
Total Tax Amount: \$7,660.55

Property Address:
 STATION ST
 BARRINGTON IL 60010-4207

	First Installment	Second Installment
Original Tax Amount:	\$3,841.61	\$3,818.94

[Payments](#) [Refunds](#) [Certificate of Error Credits](#) [Exemptions](#)

Refunds (data shown below has been updated as of 10/8/2021)

Installment	Refund Type	Refund Number	Tax Amount	Interest Amount	Cost Amount	Refund Date
2nd	Certificate of Error	C019416	\$364.15	\$0.00	\$0.00	08/23/2019

ANNUAL TAX SALE

The Treasurer's Office replaced the traditional outcry Annual Tax Sale auction with an automated, online auction in 2008. Tax buyer registration, collateral deposits, bidding and payments went from manually intensive processes to an online system.

Prior to this automation project, the outcry auction would take 20 days to conduct and require a staff of eight people to manage.

Now, the sale lasts just four days and takes two employees; a computer algorithm awards PINs.

More than 206,000 PINs have been sold through the automated sale system since 2008.

206,000

PINs sold at automated Tax Sale

Tax Year (Year Sale Held)	PINs Published/Sent Certified Notice	PINs Offered	PINs Sold
2018 (2021)	Scheduled to begin November 5, 2021		
2017 (2019)	63,385	40,440	11,920
2016 (2018)	52,637	33,332	10,970
2015 (2017)	68,199	38,283	11,031
2014 (2016)	70,789	46,655	15,865
2013 (2015)	75,668	53,553	16,773
2012 (2014)	69,288	50,036	15,757
2011 (2013)	73,418	51,289	16,442
2010 (2012)	78,418	49,462	16,419
2009 (2011)	69,484	37,827	20,814
2008 (2010)	57,181	33,114	21,399
2007 (2009)	62,728	29,787	23,848
2006 (2008)	53,347	26,846	24,860
Total	794,542	490,624	206,098

ANNUAL TAX SALE

Cook County Treasurer's Office
OFFICIAL TAX SALE AUCTION SITE



COOK COUNTY TREASURER
Maria Pappas

- [home](#)
- [about us](#)
- [FAQ](#)
- [contact us](#)
- [sitemap](#)
- [logout](#)

Welcome:

Buyer Number:

Bidding Rules

Bidding Rules

Get Started

Auction Summary

Store Bids

Make Collateral Deposit

Make Payment

Annual Tax Sale Delinquency List

Results

My Account

Edit My Account

Collateral Refund

Advanced

Downloads

Bulk Bidding

Admin Section

Jump To

— Change County —

Day Summary Screen

Day 1

Vol Range: 001 - 147

Total Pins in Day:	7806	Number of Pins I Won:	0
Total Pins Sold:	2,427	Total Face Amt of Pins I Won:	\$0.00
Average Interest Rate:	0.66%	Avg. Interest Rate of my Pins:	0.00%
Weighted Average Int. Rate:	0.91%	Weighted Int. Rate of my Pins:	0.00%

[\[Back to Top\]](#)

[View Details >](#)

Day 2

Vol Range: 148 - 270

Total Pins in Day:	13081	Number of Pins I Won:	0
Total Pins Sold:	3,485	Total Face Amt of Pins I Won:	\$0.00
Average Interest Rate:	0.87%	Avg. Interest Rate of my Pins:	0.00%
Weighted Average Int. Rate:	1.06%	Weighted Int. Rate of my Pins:	0.00%

[\[Back to Top\]](#)

[View Details >](#)

Day 3

Vol Range: 271 - 464

Total Pins in Day:	13121	Number of Pins I Won:	0
Total Pins Sold:	3,539	Total Face Amt of Pins I Won:	\$0.00
Average Interest Rate:	0.93%	Avg. Interest Rate of my Pins:	0.00%
Weighted Average Int. Rate:	0.73%	Weighted Int. Rate of my Pins:	0.00%

[\[Back to Top\]](#)

[View Details >](#)

TAXING AGENCY EXTRANET

The Treasurer's Office distributes \$16 billion every year to some 2,200 taxing agencies throughout Cook County. The office developed the Taxing Agency Extranet to provide taxing agencies direct access to view data and access reports that used to be individually printed and mailed at the Treasurer's expense.

The site allows authorized users 24-hour, online retrieval of useful information and reports:

- Record of Distribution Report
- Agency Distribution Collection Summary
- Statement of Distribution
- PIN Detail of Funds Recouped

Through October 1, 2021, there have been **138,779** visits to the site.

138,779

visits to the Taxing Agency Extranet in FY2021

The purpose of the Taxing Agency Extranet site is to provide a transparent method for local government taxing agencies to access reports, data and other useful information within the Treasurer's Office.



Cook County Treasurer's Office
MARIA PAPPAS, TREASURER

[My Reports](#) [Distribution Schedule](#) [Treasurer's Report](#) [TIF Surplus Info](#) [Liability Info](#) [User Management](#) [Agency Management](#) [Email Templates](#)

My Reports

Run Reports

The following group of reports are viewable and downloadable after you run them.

Record of Distribution Report ?

Start Date

End Date

Run

Download

Agency Tax Year Collection Distribution Report ?

Tax Year

Run

Download

Statement of Distribution Report ?

Distribution Date

Run

Download

Transparency Projects



DEBT DISCLOSURE ORDINANCE (DDO)

Approved by the County Board of Commissioners in September 2009, the Taxing District Debt Disclosure Ordinance, provides extraordinary transparency in government.

The ordinance requires the county's 547 primary local governments to provide their financial data and annual financial reports to the Treasurer's Office each year including:

- Audited financial statements from their most recent audit
- Money owed (or total debts and liabilities)
- Pension and retiree health care information (including the amount promised to retirees and the amount promised that local governments do not have)

\$153.4 billion

total debt of the 547 primary taxing agencies

DEBT DISCLOSURE ORDINANCE (DDO)



MARIA PAPPAS, COOK COUNTY TREASURER

[Payments](#)
[Exemptions](#)
[Refunds](#)
[Seniors](#)
[Your Tax Bill](#)
[Tax Sale](#)
[Foreign Language Brochures](#)
[Forms](#)
[About The Office](#)
[News and Video](#)

Your Property Tax Overview

- Overview - Payments
- Download Your Tax Bill
- Name or Address Change
- Tax Exemptions
- Delinquent Taxes
- Overpayment Refunds
- Overpayment Refund Status
- Uncashed Checks
- Taxing Districts' Financials
- Property Tax Appeal Board Refunds
- 20-Year Tax Bill History
- Debt to Property Value

TAXING DISTRICTS' FINANCIAL STATEMENTS AND DISCLOSURES

Property Index Number (PIN): **31-15-208-029-0000**

[BEGIN A NEW SEARCH](#)

Below are the most recent tax bills and local government financial information for this property.

- **2020 First Installment Property Tax Bill:** Shows the debt for each taxing district, including pension obligations.
- **2020 Second Installment Property Tax Bill:** Shows the taxes imposed by each taxing district.
- **Taxing Districts' Financial Statements and Disclosures:** Shows a summary of finances and links to financial statements.

[2020 First Installment Property Tax Bill](#)
[2020 Second Installment Property Tax Bill](#)
[Taxing Districts' Financial Statements and Disclosures](#)

Taxing Districts Data Viewer:

- **Summary Financial Report:** Click a taxing district name to see a summary of its financial information.
- **Complete Financial Report:** Click on view to see the taxing district's complete annual financial report.

MISCELLANEOUS TAXES

[South Cook Mosquito Abatement Harvey](#)
[Metro Water Reclamation Dist of Chicago](#)
[Matteson Area Public Library District](#)

SCHOOL TAXES

[Prairie State Comm College 515 Chgo Hts](#)
[Rich Township High School District 227](#)
[Matteson School District 162](#)

Matteson School District 162

Key information about finances and retirement obligations is shown below. For assistance with definitions, please use the [Glossary of Financial Terms](#).

FINANCIAL DATA

	2020	2019
Fiscal Year:	2020	2019
Date Modified:	01/04/2021 11:27 AM	02/26/2020 04:46 PM
Gross Operating Budget Revenue:	\$45,662,352.00	\$39,293,098.00
Total Debts and Liabilities:	\$77,577,080.00	\$69,952,668.00
Page Reference:	16	16
Total Net Pension Liability:	\$2,166,405.00	\$4,176,416.00
Page Reference:	49	50
Total Debts and Liabilities (minus Total Net Pension Liability):	\$75,410,675.00	\$65,776,252.00
Total Number of Employees (Full-Time Equivalents):	359	358
Annual Financial Statement:	View	View

DEBT DISCLOSURE ORDINANCE (DDO)



MARIA PAPPAS, COOK COUNTY TREASURER

[Payments](#)
[Exemptions](#)
[Refunds](#)
[Seniors](#)
[Your Tax Bill](#)
[Tax Dates](#)
[Foreign Language Brochures](#)
[Forms](#)
[About The Office](#)
[News and Video](#)

Taxing Districts' Financial Statements and Disclosures

Matteson School District 162

Key information about finances and retirement obligations is shown below. For assistance with definitions, please use the [Glossary of Financial Terms](#).

FINANCIAL DATA

	2020	2019
Fiscal Year:		
Date Modified:	01/04/2021 11:27 AM	02/26/2020 04:46 PM
Gross Operating Budget Revenue:	\$45,662,352.00	\$39,293,098.00
Total Debts and Liabilities:	\$77,577,080.00	\$69,952,668.00
Page Reference:	16	16
Total Net Pension Liability:	\$2,166,405.00	\$4,176,416.00
Page Reference:	49	50
Total Debts and Liabilities (minus Total Net Pension Liability):	\$75,410,675.00	\$65,776,252.00
Total Number of Employees (Full-Time Equivalents):	359	358
Annual Financial Statement:	View	View

PENSION PLAN DATA

Pension Plan Name:	IMRF
Total Pension Retirees and Beneficiaries:	284
Pension Liability	
Year:	2019
Total Pension Liability:	\$16,936,100.00
Page Reference:	47
Net Pension Liability	
Year:	2019
Total Net Pension Liability:	\$422,299.00
Page Reference:	47
Pension Funded Ratio:	97.50%
Investment Rate of Return:	7.25%
Annual Rate of Salary Increases:	3.35%
Actuarial Report:	View

OTHER POST EMPLOYMENT BENEFITS (OPEB)

This taxing district is not required to report any Other Post-Employment Benefits (OPEB) in its financial statements.

DEBT DISCLOSURE ORDINANCE (DDO) DATA AND TIF INFORMATION ON THE TAX BILLS

The Treasurer's Office designed the property tax bill to contain useful information for property owners.

In January 2013, the Treasurer's Office began including on the First Installment Property Tax Bill the Debt Disclosure Ordinance (DDO) data pertaining to each parcel's taxing districts.

The figures give taxpayers full information about each local government's financial data including:

- Money owed (or debt)
- Pension and Healthcare Amounts Promised by Local Governments
- Amount of Pension and Healthcare Shortage
- Percentage of Pension and Healthcare Costs They Can Pay

The Second Installment Property Tax Bill, since July 2014, displays to taxpayers how much each Tax Incremental Financing (TIF) District -- in addition to their local governments -- receives from their tax bill payments.

DEBT DISCLOSURE ORDINANCE (DDO) DATA – FIRST INSTALLMENT

TOTAL AMOUNT BILLED		2020 First Installment Property Tax Bill						
\$	7,451.49	Property Index Number (PIN) 31-15-208-029-0000	Volume 179	Code 32041	Tax Year 2020	Payable In 2021	Township RICH	Classification 2-78
Please click this LINK for Payment Status.								LATE INTEREST IS 1.5% PER MONTH, BY STATE LAW
TAXING DISTRICT DEBT AND FINANCIAL DATA								
Your Taxing Districts	Money Owed by Your Taxing Districts	Pension and Healthcare Amounts Promised by Your Taxing Districts	Amount of Pension and Healthcare Shortage	% of Pension and Healthcare Costs Taxing Districts Can Pay				
South Cook Mosquito Abatement Harvey	1,871,888	4,639,938	356,170	92.32%				
Metro Water Reclamation Dist of Chicago	3,404,722,000	2,909,890,000	1,377,581,000	52.66%				
Matteson Area Public Library District	42,802	469,289	469,289	0.00%				
Prairie St Comm College 515 (Chgo Hts)	35,702,515	17,947,255	17,947,255	0.00%				
Rich Township High School District 227	18,625,789	44,622,754	6,283,754	85.92%				
Matteson School District 162	65,776,252	16,936,100	2,321,252	86.29%				
Village of Matteson	49,802,863	152,745,807	88,965,279	41.76%				
Town of Rich	1,798,397	10,832,281	1,800,820	83.38%				
Cook County Forest Preserve District	193,646,842	457,040,680	246,669,734	46.03%				
County of Cook	6,898,027,070	23,257,290,307	13,395,266,525	42.40%				
Total	10,670,016,418	26,872,414,411	15,137,661,078					
TAX CALCULATOR								
2019 Total Tax		13,548.16						
2020 Estimate	x	55%	The first installment amount is 55% of last year's total taxes. All exemptions, such as homeowner and senior exemptions, will be reflected on your second installment tax bill.					
2020 1st Installment (Payable In 2021)	=	7,451.49						
PROPERTY LOCATION								
149 SUNDANCE RD MATTESON IL 60443								

TIF INFORMATION ON TAX BILLS – SECOND INSTALLMENT

TOTAL AMOUNT BILLED
\$ 3,356.55
2020 Second Installment Property Tax Bill

Property Index Number (PIN)	Volume	Code	Tax Year	Payable In	Township	Classification
31-15-208-029-0000	179	32041	2020	2021	RICH	2-78

 Please click this [LINK](#) for Payment Status.

LATE INTEREST IS 1.5% PER MONTH, BY STATE LAW

TAXING DISTRICT BREAKDOWN

Taxing District	2020 Tax	2020 Rate	2020 %	Pension	2019 Tax
MISCELLANEOUS TAXES					
South Cook Mosquito Abatement Harvey	11.63	0.017	0.11%		13.74
Metro Water Reclamation Dist of Chicago	258.56	0.378	2.39%	28.72	296.93
Matteson Area Public Library District	406.30	0.594	3.76%	34.20	524.40
Miscellaneous Taxes Total	676.49	0.989	6.26%		835.07
SCHOOL TAXES					
Prairie State Comm College 515 Chgo Hts	307.80	0.450	2.85%		375.55
Rich Township High School District 227	3,866.71	5.653	35.78%	176.47	4,792.89
Matteson School District 162	4,063.02	5.940	37.59%	192.20	5,082.18
School Taxes Total	8,237.53	12.043	76.22%		10,250.62
MUNICIPALITY/TOWNSHIP TAXES					
Village of Matteson	1,279.10	1.870	11.83%	774.98	1,711.36
Road & Bridge Rich	67.72	0.099	0.63%		83.97
General Assistance Rich	32.83	0.048	0.30%		41.98
Town of Rich	164.85	0.241	1.53%	13.68	210.68
Municipality/Township Taxes Total	1,544.50	2.258	14.29%		2,047.99
COOK COUNTY TAXES					
Cook County Forest Preserve District	39.67	0.058	0.37%	1.36	45.04
Consolidated Elections	0.00	0.000	0.00%		22.90
County of Cook	186.04	0.272	1.71%	59.50	209.92
Cook County Public Safety	90.29	0.132	0.84%		102.28
Cook County Health Facilities	33.52	0.049	0.31%		34.35
Cook County Taxes Total	349.52	0.511	3.23%		414.49
(Do not pay these totals)	10,808.04	15.801	100.00%		13,548.17

TAX CALCULATOR

2020 First Installment		7,451.49
2020 Second Installment	+	3,356.55
Total 2020 Tax (Payable In 2021)	=	10,808.04

PROPERTY LOCATION

 149 SUNDANCE RD
 MATTESON IL 60443 1285

COUNTY PROPERTY TAX PORTAL

The Treasurer's Office developed and manages the Property Tax Portal that combines data and information from five different property-tax related offices into one single site:

- Ownership and liens – from the Recorder of Deeds
- Tax payments and refunds – from the Treasurer
- Valuations, exemptions and appeals – provided by the Assessor
- Prior year tax statuses, delinquencies and TIF information – from the Clerk
- Appeals – from the Board of Review

Since property owners have direct access to vital data, it reduces the number of questions posed to Treasurer's Office staff.

The portal has been visited **nearly 32.9 million** times since April 1, 2012. In 2021, visitor traffic has averaged **15,252 visitors per day**.



32.9 million

visitors to the Property Tax Portal

COUNTY PROPERTY TAX PORTAL

Cook County Property Tax Portal

  Custom Search 

Home

About Us


Forms & Tax Bill Requests


News & Events


Other Programs


Contact Us


FAQs


 Billed Amounts & Tax History


 Pay Online

 Property Description

 Tax Exemptions

 Refund Search

 Documents Deeds & Liens

 Tax Appeals Dates & Deadlines

 Tax Rates

LATEST NEWS: Pappas: See your property tax bill grow over 20 years at cookcountytreasurer.com

Find Your Property

BY ADDRESS

* House Number

* Street

* City

Unit

Zip Code

OR

BY PIN

|

SEARCH

[CLEAR](#)

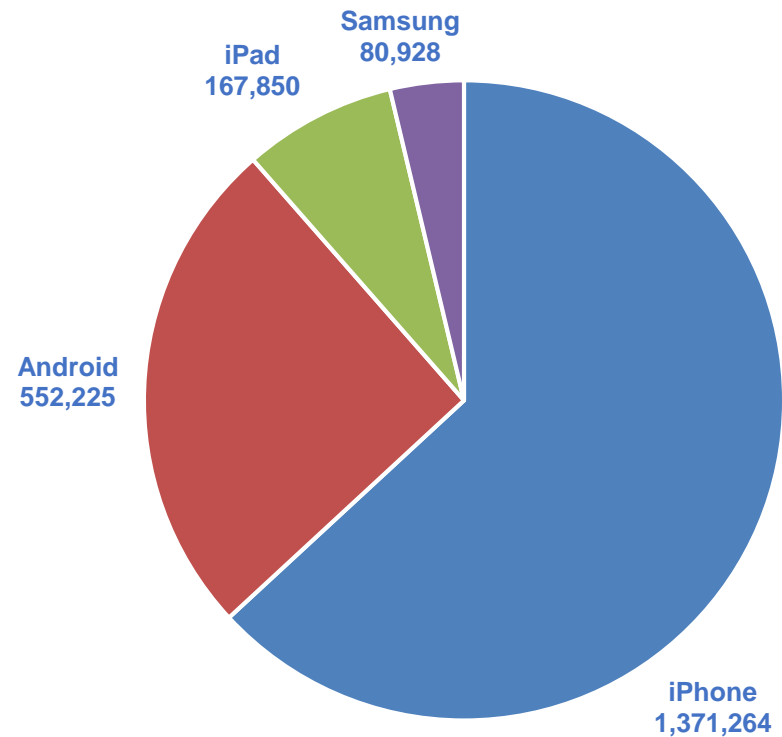
COUNTY PROPERTY TAX PORTAL – MOBILE

The Treasurer’s Office overhauled the Property Tax Portal in 2016 to make it mobile-friendly and added functionality. The programming code recognizes a visitor using the site from a mobile device and automatically modifies the layout and design to fit the device.

Since December 1, 2017, there have been **nearly 2.2 million visits** from mobile users.

In FY2021, there have been **792,205 visits** from mobile users. An **average of 2,597** mobile users access the site each day.

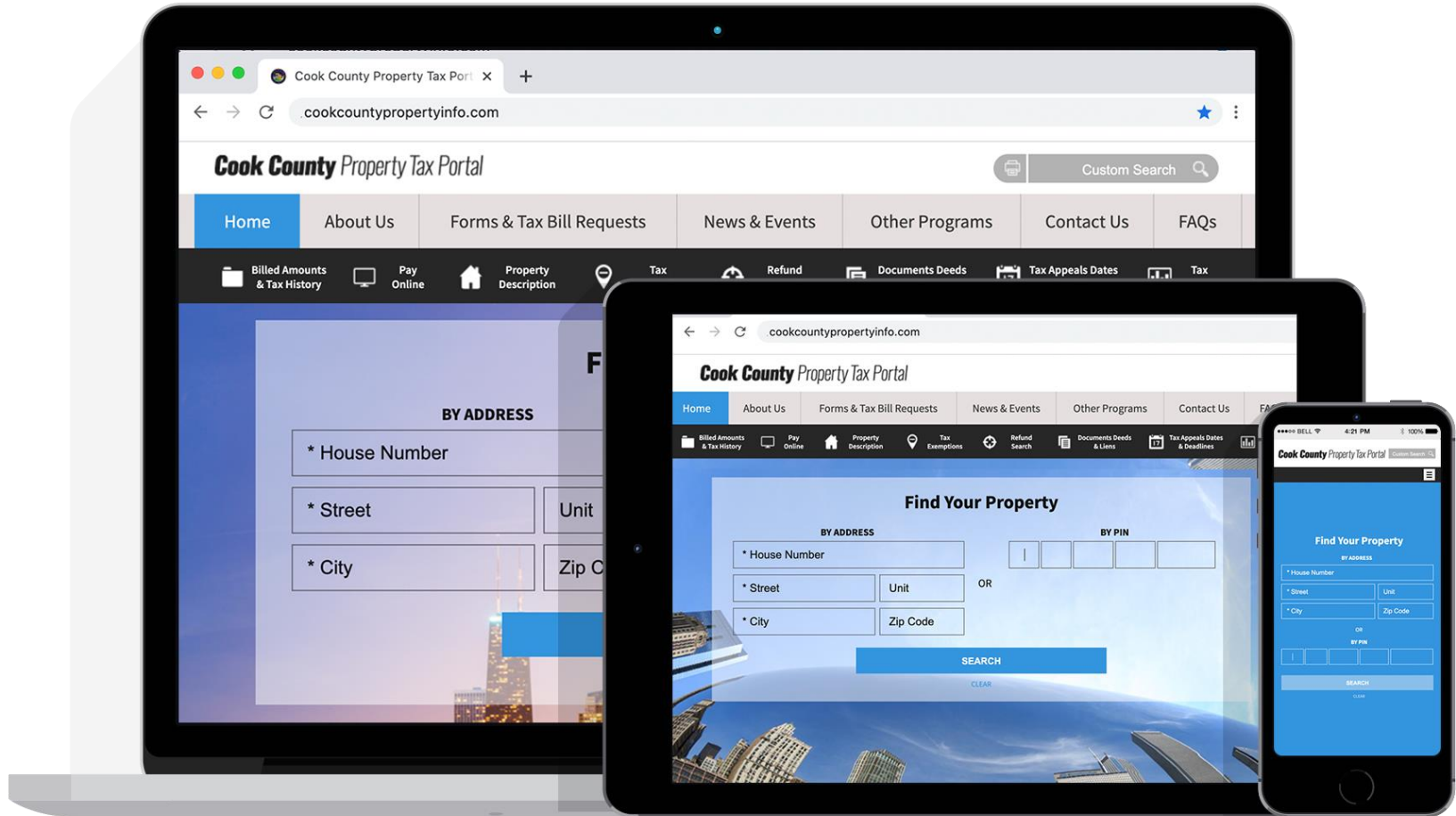
Portal – Mobile Visits



2.2 million

visits to the Property Tax Portal from a mobile device

COUNTY PROPERTY TAX PORTAL – MOBILE




FREEDOM OF INFORMATION ACT (FOIA) LOG

A log of all Freedom of Information Act (FOIA) requests received by the Treasurer's Office since January 1, 2013 is published on the website.

The additional level of transparency allows the public to view who is requesting information and what type of information they are requesting.

The log is updated daily in PDF format.

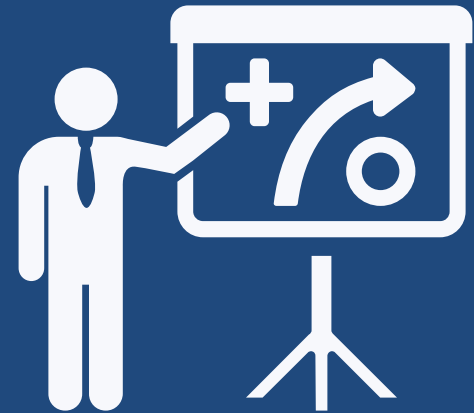
	Maria Pappas Cook County Treasurer
No. _____	
REQUEST FOR RECORDS IN ACCORDANCE WITH THE FREEDOM OF INFORMATION ACT	
1) I am requesting to: Inspect _____ Copy _____ the following public records	
<small>(Please be specific)</small>	

2) Will this material be used for commercial purposes? Yes _____ No _____	
<ul style="list-style-type: none"> • Commercial use means the use of any part of a public record or records, or information derived from public records, in any form, for sale, resale, or solicitation or advertisement for sales or services. • It is a violation of the Freedom of Information Act to knowingly obtain a public record for a commercial purpose without disclosing that it is for a commercial purpose. 	
REQUESTOR CONTACT INFORMATION:	
NAME _____	COMPANY NAME (if applicable) _____
ADDRESS _____	CITY/STATE/ZIP _____
EMAIL ADDRESS _____	TELEPHONE NUMBER (with area code) _____
	FAX NUMBER _____
<input checked="" type="checkbox"/> SIGNATURE _____	
<ul style="list-style-type: none"> • For non-commercial requests, a response will be made within 5 business days after receipt of this request. The response may be extended for an additional 5 business days; you will receive a written response stating the reason for the extension. • For all commercial requests, a response will be made within 21 business days after receipt of this request with an estimated completion date and a fee estimate. Unless the records are exempt, the request will be completed within a reasonable time period based on the size and complexity of the request. Priority shall be given to records requested for non-commercial purposes. • If your request is denied, you will receive a written response stating the reason for the denial. • Receipt of fee payment is required before copying of requested records is initiated. 	
FOR OFFICE USE ONLY: Request Received By: _____ <small>(CCTO Employee)</small> Department: _____ Date: _____	FOR OFFICE USE ONLY: Request to inspect _____ copy _____ has been: Approved / Denied (Circle one) _____ # pgs copied TOTAL FEES \$ _____ <small>(Pgs 1-50 @ no cost/Additional pgs @ \$0.15 per page)</small>
REQUESTER ACKNOWLEDGEMENT OF RECEIPT OF DOCUMENTS (COMPLETE AT PICK-UP ONLY)	
I hereby confirm that I have received the documents provided to me by the Cook County Treasurer's Office:	
(Requester's signature) _____	Date: _____
118 North Clark Street • Room 112 • Chicago, IL 60602 www.cookcountytreasurer.com	

FREEDOM OF INFORMATION ACT (FOIA) LOG

Cook County Treasurer's Office FOIA Request Log					Last Updated:
Maria Pappas, Treasurer					10/03/2021
Request Number	Date Received by CTO	Requestor	Affiliation	Request	General Category
21-0949	9/27/2021	Mark Holtzman		20 PINs, TY 2013, PIN payment summary reports and payment images	payment history
21-0950	9/27/2021	Chloe Brougham	My Home Refund, LLC	PINs 29-24-400-██████████ and 32-20-201-██████████ TY 2018-2020, PIN payment summary reports and payment images	payment history
21-0951	9/27/2021	Amy Storch-Miller		3 taxing agencies, TY 2011, PINs and taxpayer names	taxpayer list

Focus On Budget



BUDGET COMPARISON

The overall FY2022 budget for the Treasurer's Office has been reduced compared with the FY2021 budget.

The combined budget for FY2021 was **\$12.8 million**.
The combined budget for FY2022 is **\$12.7 million**.

Amounts	Corporate	Automation	Entire Budget
FY2021	\$769,732	\$11,987,501	\$12,757,233
FY2022	\$751,431	\$11,951,584	\$12,703,015
CHANGE	-2.4%	-0.3%	-0.4%

The overall FY2022 FTE for the Treasurer's Office has been reduced compared with the FY2020 budget.

FTE for FY2021 was **77.5**.
FTE for FY2022 is **72.5**.

Positions	Corporate	Automation	Entire Budget
2021	7	70.5	77.5
2022	7	65.5	72.5
CHANGE	0.0%	-7.1%	-6.5%

FY1998 BUDGET COMPARISON

The Office had 250 employees in FY1998.

If the office maintained its staff of 250, the FY2022 budget would be **\$55.5 million**.

Instead, the office has 58 filled positions and a budget of **\$12.7 million** in FY2022.

- \$750,000 from taxpayer revenues (Corporate Account)
- \$12 million from commercial user fees (Automation Account)

\$55.5 million

would be the budget with 1998's employment

If the Treasurer's Office had the 250 employees that it had in FY1998, the FY2022 budget **WOULD HAVE BEEN:**

\$55.5 million

Instead, the office has 58 filled positions and the FY2022 real budget **IS:**

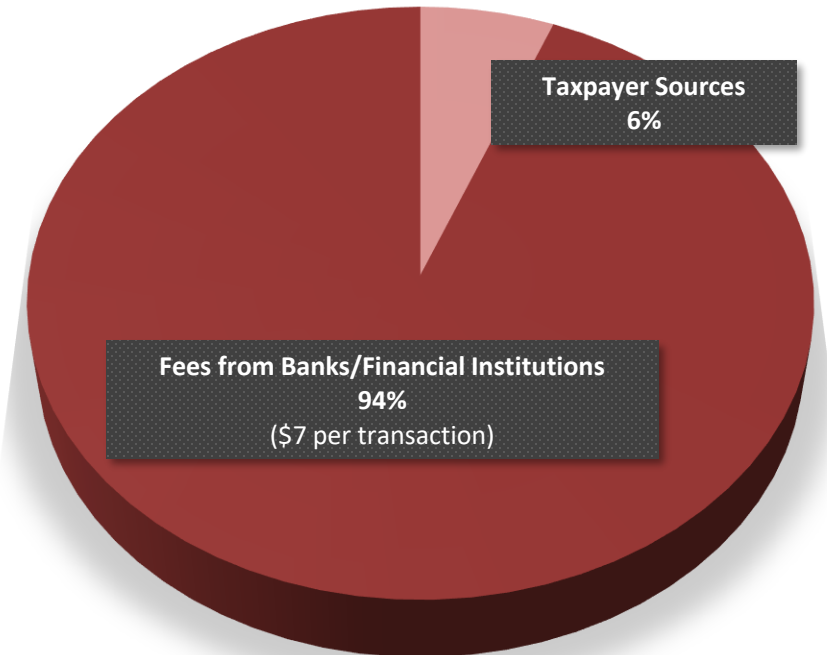
\$12.7 million

FUNDING

Only **6%** of the budget is funded by **taxpayers** because the office collects convenience fees from commercial users who pay in bulk.

Since 2008, the Treasurer's Office has used **bank/financial institution fees** to fund itself and automation efforts.

The office is **94 percent self-funded** and **the goal continues to be an entirely self-funded office** that is independent of any taxpayer-funded sources.



94 percent

office funded from commercial user fees

PERSONNEL COSTS

The biggest portion of the Treasurer's Office FY2022 budget comes from personnel costs – salaries and fringe benefits, such as health, vision, dental and life insurance.

These personnel costs comprise **71 percent of the FY2022 budget.**

County employees are automatically awarded longevity increases, or STEPS, based on years of service. Employee salaries also increase as a result of Cost-Of-Living Adjustments (COLAs) that are approved by the County Board. Additionally, fringe benefit costs continue to increase.

The following three charts illustrate the budgetary challenges posed by salary increases, COLAs and fringe benefits.



71 percent
of the Treasurer's budget is personnel costs

COST-OF-LIVING ADJUSTMENT (COLA) HISTORY

Implemented	COLA	Note
FY1999 June 1, 1999	4.0%	
FY2000 December 1, 1999	3.0%	
FY2001 December 1, 2000	3.0%	Plus \$.10/hour increase
FY2002 June 1, 2002	2.5%	
FY2003 December 1, 2002	2.0%	
FY2003 June 1, 2003	1.0%	
FY2004 December 1, 2003	3.0%	
FY2005 December 1, 2004*	1.0%	
FY2006 December 1, 2005*	1.0%	
FY2006 June 1, 2006*	2.0%	Plus \$500 Bonus
FY2007 December 1, 2006*	1.5%	
FY2007 June 1, 2007	2.5%	3% for Non-Union Employees and \$1,000 Bonus
FY2008 December 1, 2007	2.0%	
FY2008 June 1, 2008	2.75%	
FY2011 January 1, 2011*	2.25%	
FY2012 December 1, 2011**	2.25%	
FY2012 June 1, 2012	3.75%	
FY2013 June 1, 2013*	1.0%	
FY2014 June 1, 2014*	1.5%	
FY2015 June 1, 2015*	2.0%	
FY2015 October 1, 2015**	4.5%	
FY2016 December 1, 2015	2.0%	
FY2017 December 1, 2016*	2.25%	
FY2017 December 1, 2016**	1.5%	
FY2017 June 1, 2017*	2.0%	
FY2019 June 1, 2019	2.0%	Plus \$1,200 Bonus (December 2018)
FY2020 June 1, 2020*	2.0%	
FY2021 June 1, 2021***	1.5%	Plus \$3,000 Bonus (Date TBD)***

*COLA awarded to Union employees only. **COLA awarded to Non-Union employees only. ***Awarded to Non-Union employees, Union employees TBD.

FRINGE BENEFIT COMPARISON

If the Treasurer's Office maintained 250 employees, the fringe benefit obligations would be approximately **\$6.5 million** in FY2022. Instead, the benefits in the budget for FY2022 are \$1.8 million, of which \$1.7 million is paid out of the Treasurer's Automation Budget.

Benefit	FY1998 Average Cost Per Employee	FY2022 Average Cost Per Employee	Increase (\$)	Increase (%)
Medicare	\$290	\$1,448	\$1,158	499%
Pension	\$3,977	\$10,012	\$6,035	252%
Insurance (Health, Life, Pharmacy, Vision, Dental)	\$3,689	\$14,761	\$11,072	400%
Total	\$7,956	\$26,221	\$18,265	330%

\$6.5 million

cost of benefits if the office had 250 employees in FY2022

FOCUS ON BUDGET

The budget of the Treasurer's Office operates with two separate and distinct accounts, one funded by tax money and the other by commercial user fees. These accounts are:

1 County Treasurer Corporate Account (formerly 060 Account)

- Funded primarily by taxpayer sources
- FY2022 Budget: \$751,431 (2 percent reduction compared with FY2021)

2 County Treasurer Tax Sale Automation Account (formerly 534 Account)

- Funded by commercial user fees paid by banking and mortgage firms
- Established by County ordinance on April 6, 1999
- FY2021 Budget: \$11,951,584 (0.3 percent reduction compared with FY2021)

Since FY2008, the Treasurer's Office has continually reduced the Corporate Account by shifting costs to the Automation Account. **The goal continues to be an entirely self-funded office** that is independent of any taxpayers-funded sources. Many governmental entities simply raise property taxes instead of creating alternative funding sources and reducing their budgets.

POSITION COUNT

The Automation Projects of the Treasurer’s Office have resulted in a decrease in headcount from 250 in FY1998 to 58 in FY2022, a reduction of **76.8 percent**.

FY1998 – 250 EMPLOYEES



FY2022 – 58 EMPLOYEES

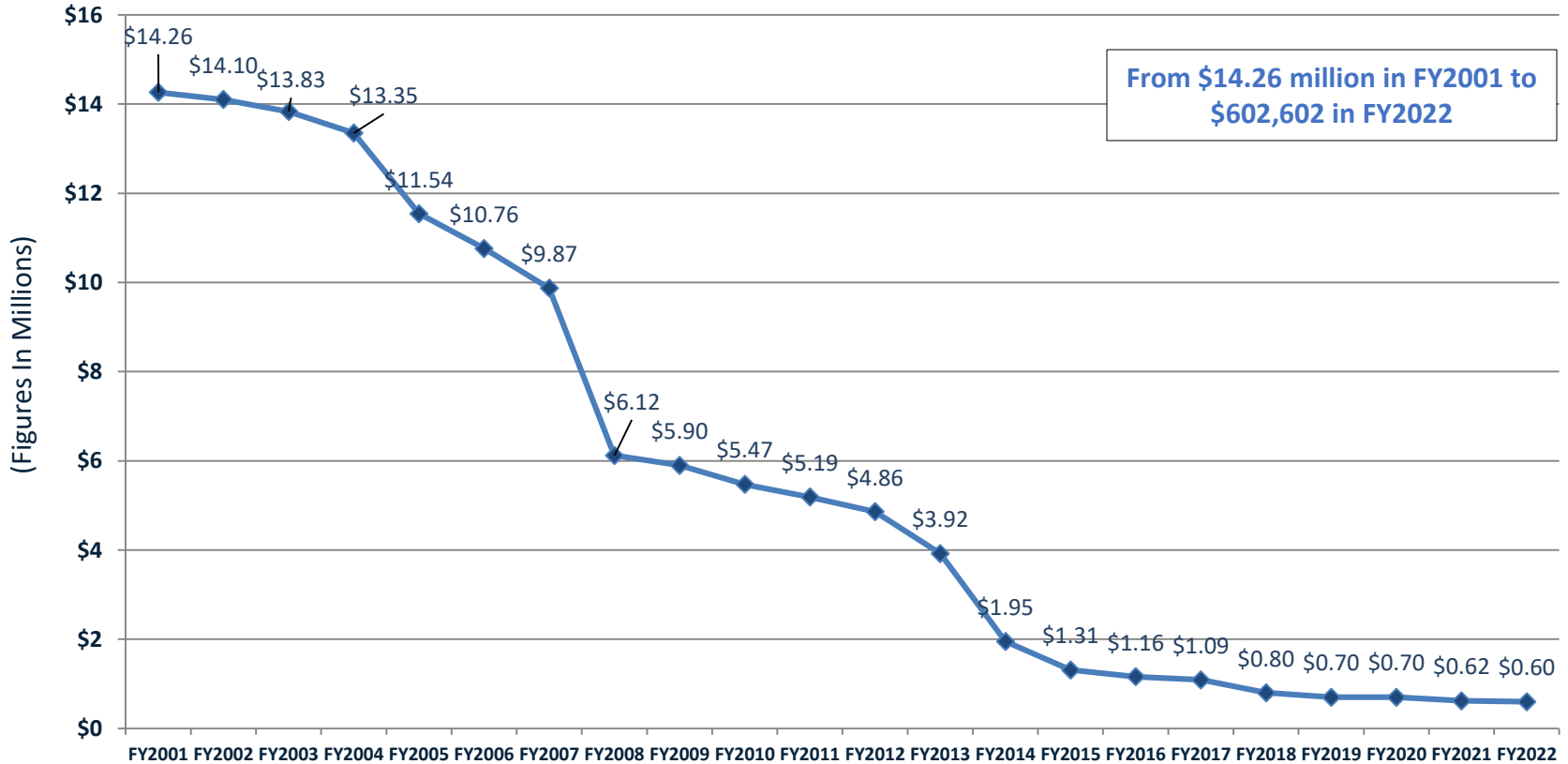


Although there are 72.5 FTE in the FY2022 budget, the Treasurer’s Office is operating with a staff of 58 as the remaining are open positions.

FY2022 REDUCE CORPORATE BUDGET

FY2022 marks the 21st consecutive year that the Corporate Account budget, excluding fringe benefits, has been reduced, from \$620,514 in FY2021 to \$602,602 in FY2022.

Corporate Account Budget Requests (since FY2001)



ACCOUNT SUMMARY – CORPORATE ACCOUNT

FY2022 Department Account Summary Including Fringe Benefits

Corporate Account

OA	Description	2021 Approved & Adopted	2022 Request	Difference
501005	Salaries and Wages of Employees With Benefits	\$545,674	\$520,257	(\$25,417)
501165	Planned Salary Adjustment	\$0	\$4,498	\$4,498
501510	Mandatory Medicare Cost	\$8,164	\$7,777	(\$387)
501585	Insurance Benefits	\$141,054	\$141,052	(\$2)
501765	Professional Develop/Fees	\$3,669	\$3,772	\$103
520029	Armored Car Service	\$36,284	\$37,397	\$1,113
520485	Graphics and Reproduction Services	\$10,081	\$10,283	\$202
520725	Loss and Valuation	\$11,335	\$11,442	\$107
530635	Books, Periodicals and Publish	\$3,375	\$3,444	\$69
530700	Multimedia Supplies	\$212	\$216	\$4
540129	Maintenance and Subscription Services	\$9,884	\$2,653	(\$7,231)
550129	Facility and Office Space Rental	\$0	\$8,640	\$8,640
Total on Department:		\$769,732	\$751,431	(\$18,301)
				Decrease: 2.38%

ACCOUNT SUMMARY – AUTOMATION ACCOUNT

FY2022 Department Account Summary

Automation Account

OA	Description	2021 Approved & Adopted	2022 Request	Difference
501005	Salaries and Wages of Employees With Benefits	\$6,661,952	\$6,623,172	(\$38,780)
501165	Planned Salary Adjustment	\$17,400	\$7,900	(\$9,500)
501210	Planned Overtime Compensation	\$10,000	\$10,000	\$0
501225	Planned Benefit Adjustment	\$608,546	\$655,776	\$47,230
501510	Mandatory Medicare Cost	\$99,545	\$97,189	(\$2,356)
501585	Insurance Benefits	\$949,407	\$929,118	(\$20,289)
501765	Professional Develop/Fees	\$30,186	\$30,186	\$0
520149	Communication Services	\$18,093	\$16,770	(\$1,323)
520485	Graphics and Reproduction Services	\$836,867	\$836,867	\$0
520609	Advertising and Promotions	\$104,330	\$104,330	\$0
520825	Professional Services	\$738,600	\$738,600	\$0
521005	Professional Legal Expenses	\$15,000	\$15,000	\$0
530100	Wearing Apparel	\$6,000	\$6,000	\$0
530170	Institutional Supplies	\$5,200	\$5,200	\$0
530600	Office Supplies	\$96,145	\$96,145	\$0
530635	Books, Periodicals and Publish	\$9,252	\$8,689	(\$563)
531645	Computer and Data Processing Supplies	\$188,252	\$188,252	\$0
540129	Maintenance and Subscription Services	\$787,071	\$776,735	(\$10,336)
540345	Property Maintenance and Operations	\$40,000	\$40,000	\$0
550005	Office and Data Processing Equip Rental	\$61,326	\$61,326	\$0
550029	Countywide Office and Data Processing Equip Rental	\$28,723	\$28,723	\$0
560220	Computer and Data Processing Supplies	\$404,930	\$404,930	\$0
580050	Cook County Administration	\$260,676	\$260,676	\$0
580235	Public Programs and Events	\$10,000	\$10,000	\$0
Total on Department:		\$11,987,501	\$11,951,584	(\$35,917)
				Decrease: 0.3%

Projects



FY2022 - FY2024 FUTURE PROJECTS

Automation of Tax Sales

Description:

The office will develop and program in-house systems for conducting the Annual Tax Sale and biannual Scavenger Sale.

Currently, the Treasurer's Office uses a vendor to conduct the Annual Tax Sale and holds an in-person, live auction Scavenger Sale.

Benefits:

- Eliminate reliance on an outside vendor.
- Reduce the amount of time it takes to conduct the Scavenger Sale.
- Streamline buyer registration, delinquent PIN lists and sale results data in one central location.

MARIA PAPPAS, COOK COUNTY TREASURER

[Payments](#)
[Exemptions](#)
[Refunds](#)
[Seniors](#)
[Your Tax Bill](#)
[Tax Sale](#)
[Foreign Language Brochures](#)
[Forms](#)
[About The Office](#)
[News and Video](#)

Delinquent Property Tax Search

Check to see if your taxes are past due. If the taxes remain delinquent, they will be offered for sale at the 2018 Annual Tax Sale, which begins November 5, 2021.

[Search By Property Index Number \(PIN\)](#)
[Search By Property Address](#)

Search By Property Index Number (PIN)

- - - -

Lists of Properties With Delinquent Taxes

View detailed lists of the properties whose taxes are past-due, broken down by Chicago ward, municipality, township and Commissioner District. The lists include Property Index Number (PIN), address and amount due.

[View the Lists](#)

FY2022 - FY2024 FUTURE PROJECTS

Bankruptcy Payment Automation

Description:

Create an internal payment system to receive an electronic payment file from bankruptcy trustees.

The system will streamline payment processing by automatically cross-referencing bankruptcy file numbers to delinquent PINs associated with the active bankruptcy.

Benefits:

- Eliminate paper.
- Remove reliance on checks received through the mail.
- Quicker posting of payments.

Bankruptcy Management System

Advanced Search Batch Payments

Bankruptcy Batch Wire Confirmation

Uploaded 09/28/2021 by test name (testemail@e.com)

Total Records of File: 1
Total Amount on File: \$456.83

Wire Payment Received?

Date of Wire: 

Amount of Wire:

[Continue](#) [Go Back](#)

FY2022 - FY2024 FUTURE PROJECTS

Commercial Payer Enhancements

Description:

The Treasurer’s Office will continue to create enhancements and efficiencies for commercial payers who utilize the Treasurer’s bulk payment channels.

The initiatives are aimed at providing commercial payers, specifically mortgage companies, title companies and banks access to electronic data and statistics to better serve their taxpaying customers, thereby reducing errors and duplicate payments.

Benefits:

- Eliminate individual requests for data made to CCTO from commercial payers.
- Reduce the number of overpayments and duplicate payments from mortgage companies.
- Provide commercial users the ability to download bulk data such as historical payments, tax sale status, bankruptcy information, and individual tax exemption history.
- Streamline the payment process by allowing electronic payments for omitted assessment, arrearage and special assessment property tax bills.

PIN	Classification	Tax Code	Tax Year	Homeowner Exempt Amount				
32-12-200-004-0000	2-02	12059	2018	\$0.00				
32-12-200-010-0000	2-03	12059	2018	\$0.00				
32-12-200-011-0000	2-03	12059	2018	\$10,000.00				
32-12-200-013-0000	2-02	12059	2018	\$7,500.00				
32-12-200-015-0000	2-02	12059	2018	\$2,500.00				
32-12-200-017-0000	2-78	12059	2018	\$10,000.00				
32-12-200-018-0000	5-90	12001	2018	\$0.00				
32-12-201-002-0000	2-78	12059	2018	\$10,000.00				
32-12-201-003-0000	2-02	12059	2018	\$10,000.00				
32-12-201-005-0000	5-33	12059	2018	\$10,000.00				
32-12-201-011-0000	2-03	12059	2018	\$10,000.00				
32-12-201-013-0000	5-90	12059	2018	\$0.00				
32-12-201-026-0000	5-90	12172	2018	\$0.00				
32-12-201-027-0000	8-17	12172	2018	\$0.00				
32-12-201-028-0000	5-90	12172	2018	\$0.00				
32-12-201-029-0000	8-17	12172	2018	\$0.00				
32-12-201-030-0000	8-28	12172	2018	\$0.00				
32-12-201-031-0000	5-90	12172	2018	\$0.00				
32-12-201-032-0000	5-90	12172	2018	\$0.00				
32-12-203-002-0000	2-39	12059	2018	\$0.00				
	Tax Year	PMT	Payment Date	Tax Amount	Penalty	Cost	Total	Serial Number
32-12-203-005-0000	2-03	2018	P1	01/21/2019	\$110.28	\$0.00	\$0.00	\$110.28 012319500864
32-12-203-006-0000	2-03	2018	P1	04/05/2019	\$300.00	\$39.00	\$0.00	\$339.00 040819500307
32-12-203-008-0000	2-03	2018	P1	05/13/2019	\$100.00	\$15.00	\$0.00	\$115.00 051519500401
32-12-203-009-0000	2-03	2018	P1	06/03/2019	\$86.50	\$13.50	\$0.00	\$100.00 060319500988
32-12-203-010-0000	2-71	2018	P1	06/03/2019	\$86.50	\$13.50	\$0.00	\$100.00 060319500989
32-12-203-011-0000	1-01	2018	P1	06/03/2019	\$86.50	\$13.50	\$0.00	\$100.00 060319500990
32-12-203-012-0000	2-03	2018	P1	06/03/2019	\$86.50	\$13.50	\$0.00	\$100.00 060319500991
32-12-203-013-0000	2-71	2018	P1	06/03/2019	\$113.50	\$0.00	\$0.00	\$113.50 060419500678
32-12-203-014-0000	2-71	2018	P1	08/02/2019	\$100.00	\$0.00	\$0.00	\$100.00 080319500261
32-12-203-014-0000	2-71	2018	P1	08/02/2019	\$100.00	\$0.00	\$0.00	\$100.00 080319500262
32-12-203-015-0000	1-01	2018	P1	08/02/2019	\$50.00	\$0.00	\$0.00	\$50.00 080319500263
32-12-203-016-0000	2-03	2018	P1	08/02/2019	\$100.00	\$0.00	\$0.00	\$100.00 080319500264
32-12-203-017-0000	2-71	2018	P1	08/02/2019	\$100.00	\$0.00	\$0.00	\$100.00 080319500265
32-12-203-017-0000	2-71	2018	P1	08/02/2019	\$100.00	\$0.00	\$0.00	\$100.00 080319500266
32-12-203-018-0000	2-71	2018	P1	08/02/2019	\$50.00	\$0.00	\$0.00	\$50.00 080319500267
32-12-203-019-0000	1-01	2018	P1	08/02/2019	\$200.00	\$0.00	\$0.00	\$200.00 080319500268
32-12-203-019-0000	1-01	2018	P1	08/02/2019	\$250.00	\$0.00	\$0.00	\$250.00 080319500269
32-12-203-020-0000	1-01	2018	P1	08/02/2019	\$100.00	\$0.00	\$0.00	\$100.00 080319500270
		2018	P1	08/02/2019	\$210.00	\$0.00	\$0.00	\$210.00 080319500271
		2018	P1	08/02/2019	\$100.91	\$0.00	\$0.00	\$100.91 080319500272
		2018	P1	08/02/2019	\$250.00	\$0.00	\$0.00	\$250.00 080319500273
		2018	P1	08/02/2019	\$75.00	\$0.00	\$0.00	\$75.00 080319500274
		2018	P1	08/02/2019	\$75.00	\$0.00	\$0.00	\$75.00 080319500275
		2018	P2	08/02/2019	\$78.61	\$21.39	\$0.00	\$100.00 080519505805
		2018	T2	08/02/2019	\$13.50	\$0.00	\$0.00	\$13.50 082919380015
		2018	T2	08/02/2019	\$13.50	\$0.00	\$0.00	\$13.50 082919380016
		2018	T2	08/02/2019	\$9.50	\$0.00	\$0.00	\$9.50 082919380017
		2018	T2	08/02/2019	\$100.00	\$0.00	\$0.00	\$100.00 082919380018

FY2022 - FY2024 FUTURE PROJECTS

Integrated Property Tax System

Description:

The Treasurer's Office continues to support of the President's initiative to replace the MIS Mainframe with the Integrated Property Tax System, which will be used by all of the property tax offices.

The office has provided significant resources to the project effort, and joined with the other elected officials several times to express concern for the direction of the project with Tyler Technologies and the delayed go-live dates.

Benefits:

- Eliminates the antiquated MIS Mainframe, and its limited functionality.
- Combines all data for each parcel into one unified system.
- Will update in real-time instead of nightly batch jobs.



FY2022 - FY2024 FUTURE PROJECTS

Name of Project:	Expansion of Electronic Forms on Website
Description:	Expand fillable electronic forms on the website for other processes, use identification verification service to identify taxpayer, write files for daily uploads.
Benefit(s):	<ul style="list-style-type: none"> • Eliminate PDF documents and paper forms. • Reduce manual data entry and processing.

Name of Project:	Online Payment “Shopping Cart” Enhancements
Description:	Create a payment channel that will allow non-mortgage/title company/3rd party taxpayers who own multiple properties to pay online in one single, easy transaction. Also, permit online payers to schedule a payment in advance.
Benefit(s):	<ul style="list-style-type: none"> • Simplify the process for taxpayers with multiple properties. • Reduces payment processing time.

Name of Project:	PIN Research – Additional Enhancements
Description:	PIN Research was relaunched in 2013. The Treasurer’s Office continues to add functionality and additional data that users would like to see within the application.
Benefit(s):	<ul style="list-style-type: none"> • Improve customer service and internal research by add the following: <ul style="list-style-type: none"> • C of E type, status, reason • Build-in functionality to print email a PDF tax bill, and track stats for the same process • Outreach event records – log of taxpayer contact with the office at various community events

FY2022 - FY2024 FUTURE PROJECTS

Name of Project:	Automating Manual Check Requests
Description:	Eliminate multiple data entries using workflow.
Benefit(s):	<ul style="list-style-type: none"> • Reduce processing time for Accounts Payable.

Name of Project:	Returned Mail Module – Additional Enhancements
Description:	The office developed the Returned Mail Research module to assist with researching tax bills returned by the U.S. Postal Service. Additional functionality will introduce artificial intelligence (AI) to the process. It will also provide automatic updating of updated, valid mailing name and addresses.
Benefit(s):	<ul style="list-style-type: none"> • Streamline and increase efficiency.

Name of Project:	Automation of Transfers
Description:	Identify and provide periodic reports of potential transfers of payments utilizing data from the MIS.
Benefit(s):	<ul style="list-style-type: none"> • Automatically provide a report listing potential transfers for transactions within a given tax year. • Allow for misapplied payments to be posted properly.

Name of Project:	Tax Buyer Email Electronic Receipts after Annual Sale
Description:	Produce electronic receipts emailed to tax buyers instead of paper receipts.
Benefit(s):	<ul style="list-style-type: none"> • Eliminates the need to print receipts and for tax buyers to physically pick up the receipts.

FY2022 - FY2024 FUTURE PROJECTS

Name of Project:	Electronic Feed of Open Item Bill Amounts
Description:	Enhance cashiering system to electronically receive Clerk open-item billing information from MIS so cashiers do not have to manually enter bill amount.
Benefit(s):	<ul style="list-style-type: none"> • Reduce cashiering errors. • Eliminate manual entry.

Name of Project:	Online Open Item Bill Payments
Description:	Enhance online payment system to allow taxpayers to pay open older years electronically based on data from the Treasurer and Clerk. Currently, Open Items can only be paid in-person or by mail.
Benefit(s):	<ul style="list-style-type: none"> • Provide taxpayers another option to pay • Eliminate manual payment processing.

Name of Project:	ATM/Kiosk Tax Payments
Description:	Create a kiosk/ATM payment option to service cash-payers and other under banked taxpayers for property tax collections.
Benefit(s):	<ul style="list-style-type: none"> • Provides additional, convenient payment option for taxpayers. • Allows property tax payment collection points in areas that lack nearby bank branches.

FY2022 - FY2024 FUTURE PROJECTS

Name of Project:	Sales-in-Error Database Rewrite
Description:	Create a system that allows employees to process a Sale-in-Error refund from the beginning of the process.
Benefit(s):	<ul style="list-style-type: none"> • Eliminate tracking of Vacate Tax Sale component in Excel spreadsheets and double-entry of same information into database. • Eliminate need for employees to access MIS, transcribe payment information, and then re-enter into database to process refund request. • Scavenger Payments and Refunds will post to MIS, thereby making the information available to the county.

Name of Project:	Interactive New Employee Training on Intranet
Description:	Create an interactive video/voice training program that could be uploaded to the intranet.
Benefit(s):	<ul style="list-style-type: none"> • Eliminate the need for manual orientation. • Can be used as a reference for existing employees and for refresher training purposes.

Name of Project:	Update Individual Online Payment Site
Description:	Work with online payment vendor to create a more robust online payment system that leverages emails, creates taxpayer payment carts, along with adding logic to charge bulk (non-TPA) payers the \$2.00 enhanced processing fee.
Benefit(s):	<ul style="list-style-type: none"> • Improve payment processing systems so taxpayers can pay multiple PINs at the same time. • Improve system design and communication. • Eliminate paper check payments sent through the mail.

TOP 100 AUTOMATION / STREAMLINING EFFORTS FY1998 - FY2021

1. Automated Telephone System
2. Consolidation of Bank Accounts
3. Customer Service - Express-Line Payments
4. Customer Service - Pro-bono Seasonal Employee Assistance From Local Banks During Peak Collection Periods
5. Database - Banking Contact Management System
6. Electronic Inheritance Tax Filing/Wire Transfer
7. Email Reports to Department of Revenue
8. I.T. Improvements - Automated Entry of Investment Transactions into General Ledger
9. I.T. Improvements - Automated Entry of Cost Breakdown for Refund Checks into General Ledger
10. I.T. Improvements - Automated Security Patch Management
11. I.T. Improvements - Backup Tape Drive Replaced (to handle increased storage size)
12. I.T. Improvements - Consolidated data and network storage onto one system
13. I.T. Improvements - Disk-to-disk Backup System Installed (for fast recovery of lost or damaged files)
14. I.T. Improvements - Enhanced Workflow for Human Resource System
15. I.T. Improvements - Enhanced Correspondence Database (to improve performance)
16. I.T. Improvements - Increased Network Security
17. I.T. Improvements - Internal Support of websites
18. I.T. Improvements - Name Change Application Imaging Project
19. I.T. Improvements - Remote Access to Email through Web and Mobile Phones
20. I.T. Improvements - Replaced Web Servers with Faster Hardware and New Software for Improved Performance and Reliability
21. I.T. Improvements - Server Monitoring Software to Track System Errors
22. I.T. Improvements - Standardized PC Image

TOP 100 AUTOMATION / STREAMLINING EFFORTS FY1998 - FY2021

23. I.T. Improvements - Installation of replacement Storage Area Network (SAN) System
24. I.T. Improvements - Streamlined Building and Rollout of New PCs
25. I.T. Improvements - Streamlined website traffic reporting
26. I.T. Improvements - Tableau data visualization tool implemented for internal use
27. I.T. Improvements - Upgraded Email Server and Improved Filters for Junk/Spam Email
28. I.T. Improvements - Upgraded to latest version of Microsoft Office
29. I.T. Improvements - Upgraded Call Center Hardware/Software
30. I.T. Improvements - Upgraded Annual Escheatment Software (HRS Pro)
31. Infrastructure - Installed Local Area Network (LAN)
32. New System - Amount Guaranteed (reduction of check amount to match amount due)
33. New System - Automated Scavenger Sale Removal Tool
34. New System - Automated Tax Sale
35. New System - Automatic Certificate of Error Refund Checks
36. New System - Cash Reports
37. New System - Cash Management Online Banking System
38. New System - Cashiering
39. New System - CCT Printing Refund Checks
40. New System - Check Images Captured at Lockbox
41. New System - Document Management System (Paperless Customer Service System)
42. New System - Duplicate and Overpayment Refund System
43. New System - Duplicate Tax Bill Request Form and Affidavit Image Retrieval System
44. New System - Financial System: Oracle EBS
45. New System - Fixed Asset Inventory

TOP 100 AUTOMATION / STREAMLINING EFFORTS FY1998 - FY2021

46. New System - General Ledger
47. New System - GIFTS - Government Investment of Funds Tracking (maintains history of investments)
48. New System - Governmental Unit Acquisition (GA) Database
49. New System - Revamped Help Desk Program
50. New System - Human Resources
51. New System - Internal Open Item Tax Bill Request System
52. New System - Name Change - Electronic Capture of Info with Illinois Department of Revenue
53. New System - Online Investment Auction
54. New System - Online Payment System - "STEPS" Subsequent Tax Electronic Payment System
55. New System - PIN Research/PIN Payment Summaries
56. New System - Post-Penalty Envelopes Imaging
57. New System - Real-Time TPA System (RTS)
58. New System - Reconciliation Database
59. New System - Refund Check Search Engine Added to CCT Intranet
60. New System - Refund - Automatically Refund Overpayments as a result of Assessment Reduction
61. New System - Refund - Property Tax Appeal Board (PTAB) and Specific Objection Automatic Refunding
62. New System - Refund - Property Tax Appeal Board (PTAB) Refund Status Search Engine
63. New System - Returned Mail Imaging System
64. New System - Sale-In-Error
65. New System - Security Monitoring (cameras)
66. New System - Senior Deferral Payment Transmission
67. New System - Special Assessments

TOP 100 AUTOMATION / STREAMLINING EFFORTS FY1998 - FY2021

68. New System - STOPS (to prevent duplicate and overpayments by ensuring that only the legally responsible party submits payment)
69. New System - Tax Sale System (to track delinquent PINs and removals)
70. Office Restructure - Consolidation of Multiple Customer Service Departments (One-Stop Shopping)
71. Office Restructure – Outsourcing of Property Tax Bill Printing
72. Payments Accepted at Offsite Banking Locations
73. Payments Accepted and Processed (multiple tax years, Certified Delinquent Tax Payments, Adjusted Certificate of Error Tax Bills, and Specialty Bills) at banking locations and Lockbox
74. Payments Accepted Online (expanded from full payment to on-time to two tax years, partial payment, and late payment)
75. Payments Accepted for Special Tax Bill Types Online (including Back Tax Bills and Air Pollution Bills)
76. Payments Accepted Through Community Bank Program
77. Payments by Third-Party Agents Online (expanded from on-time payments to late payments)
78. Payments Accepted Online (on-time payments using credit/debit card)
79. Positive Pay - Tool to prevent fraud in checks written from Treasury accounts
80. Streamline Management of "C" Fund with Comptroller's Office
81. Tax Bill - Re-design to larger 8½ X 14 size and inclusion of DDO Data on the First Installment Bill
82. Tax Bill - Electronic Installment Data Testing
83. Training - Business Letter Writing and Email Response
84. Training - Cross-Training employees across various departments
85. Training - Customer Service
86. Treasury Management System - Consolidate and automate daily cash management, investment, and collateral responsibilities
87. Website - 20-Year Property Tax History - search tool and interactive maps
89. Website - cookcountytreasurer.com re-design/re-launch to accommodate mobile device users

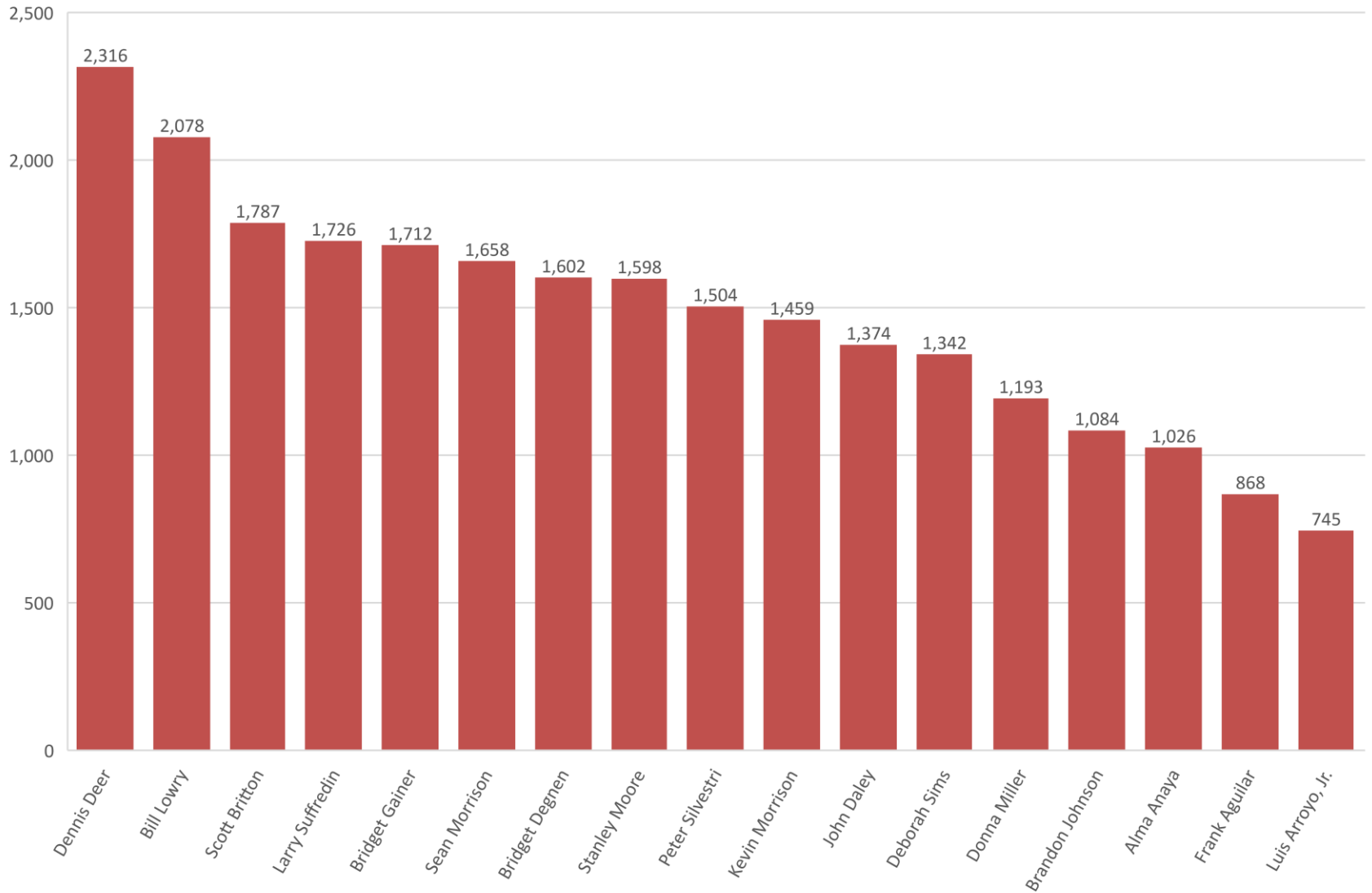
TOP 100 AUTOMATION / STREAMLINING EFFORTS FY1998 - FY2021

89. Website - Customer Relational Management System - Email Inquiries
90. Website - Display of local government debt attributed to your property
91. Website - Electronic Notification Program
92. Website - Electronic Property Tax Bill System
93. Website - Electronic Warrant Book
94. Website - Interactive property tax bill containing taxing district debt/financial information
95. Website - Mobile site for phone and tablet users
96. Website - Property Tax Portal at cookcountypropertyinfo.com re-design/re-launch to accommodate mobile device users
97. Website - Refund applications submitted electronically
98. Website - Taxing Agency Extranet
99. Web-Based - Cash Management
100. Web-Based - Taxing District Debt Disclosure Site

Appendix

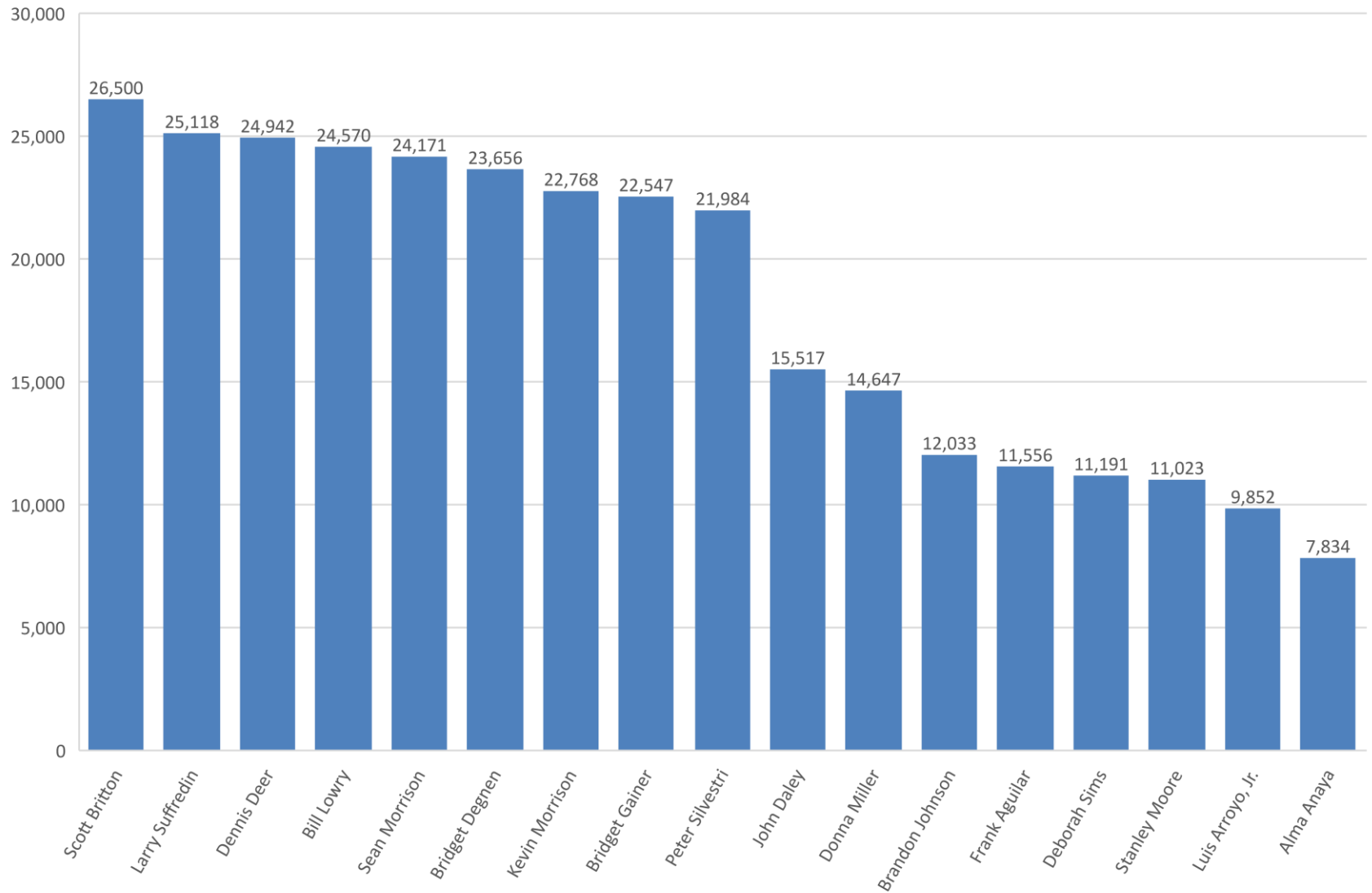


2020 SECOND INSTALLMENT PAYMENT BREAKDOWN: CREDIT CARD PAYMENTS



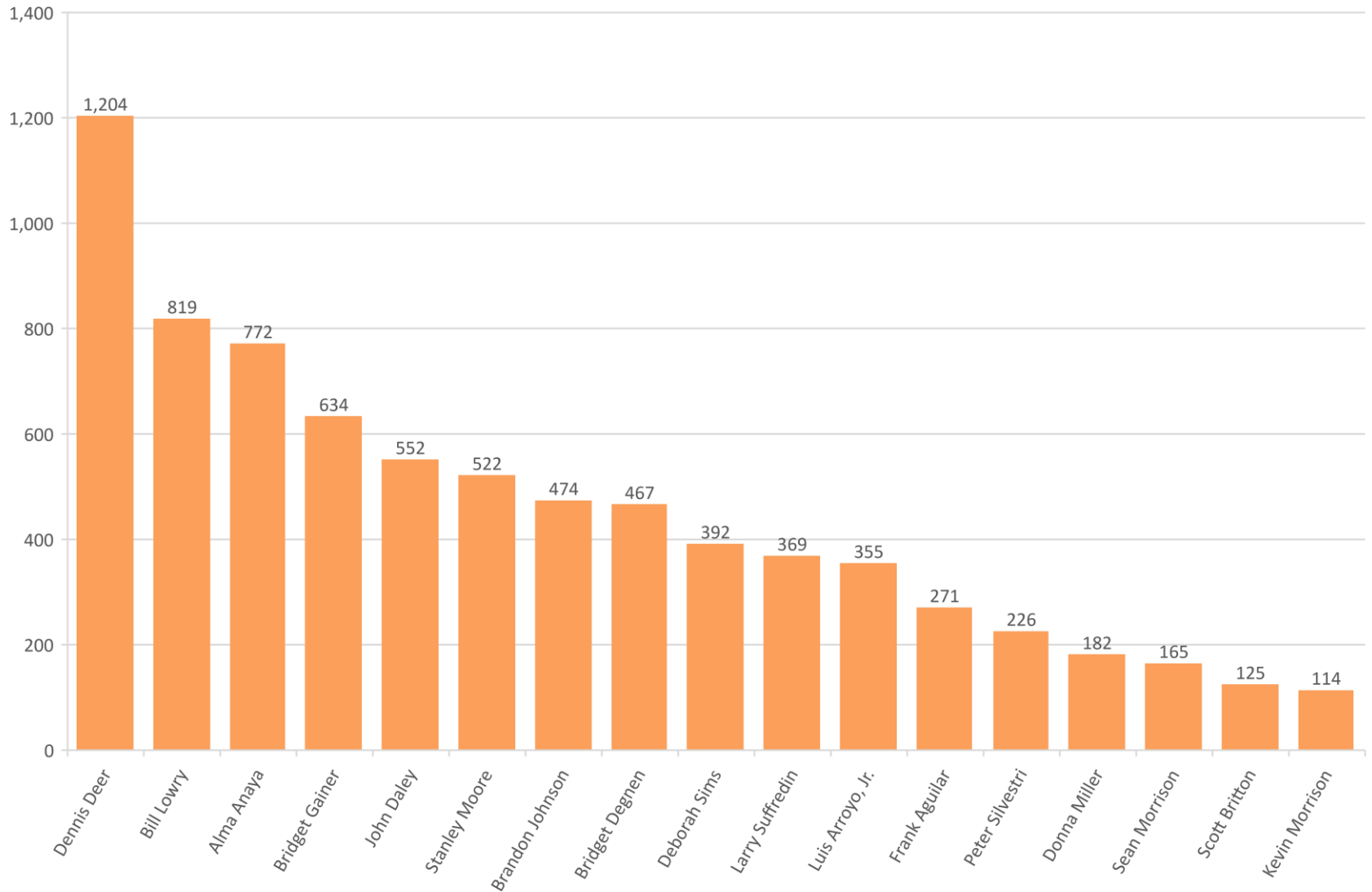
Payments made through 10/1/2021

2020 SECOND INSTALLMENT PAYMENT BREAKDOWN: ONLINE (INTERNET) PAYMENTS



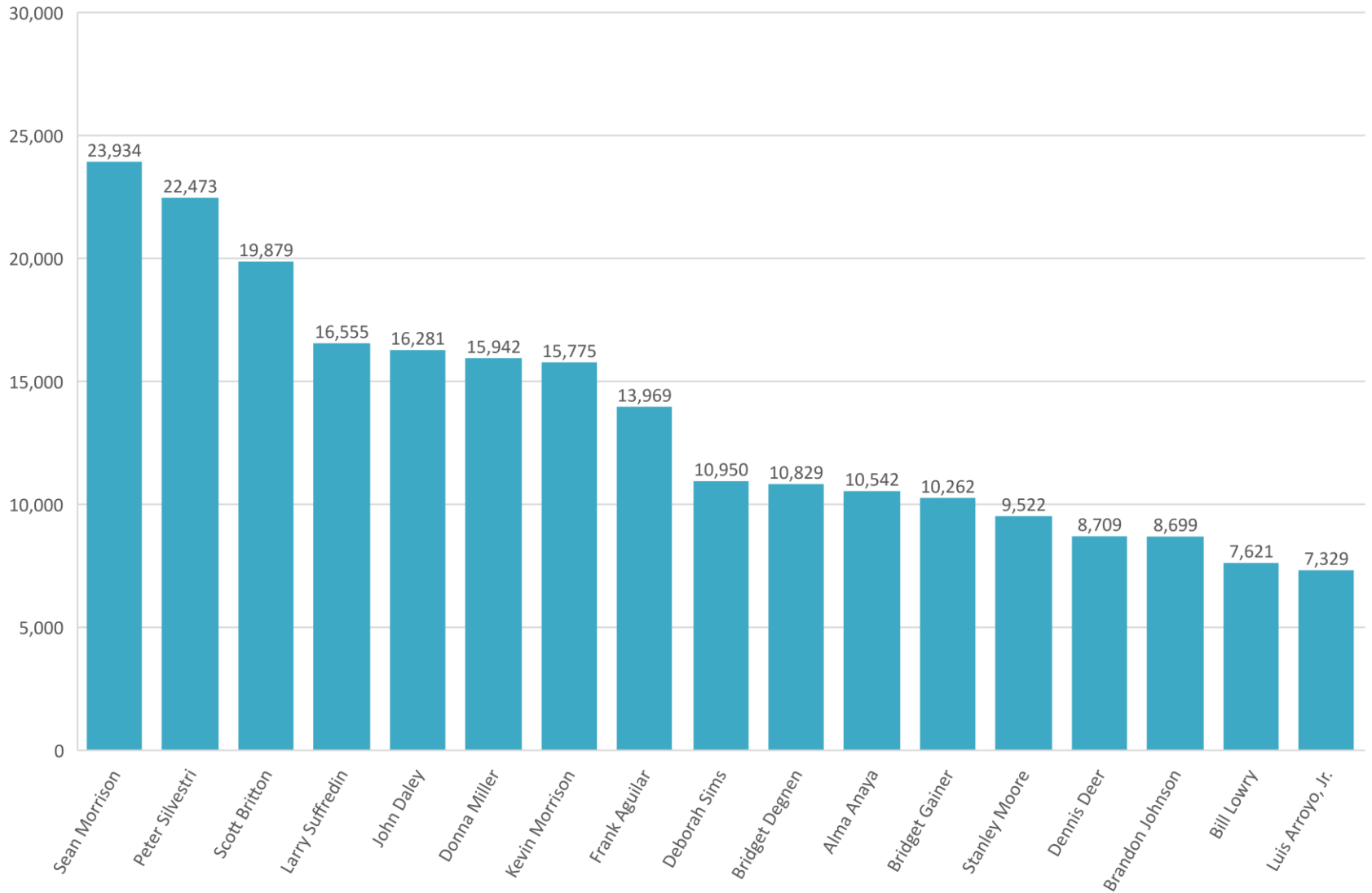
Payments made through 10/1/2021

2020 SECOND INSTALLMENT PAYMENT BREAKDOWN: TREASURER'S OFFICE IN-PERSON PAYMENTS



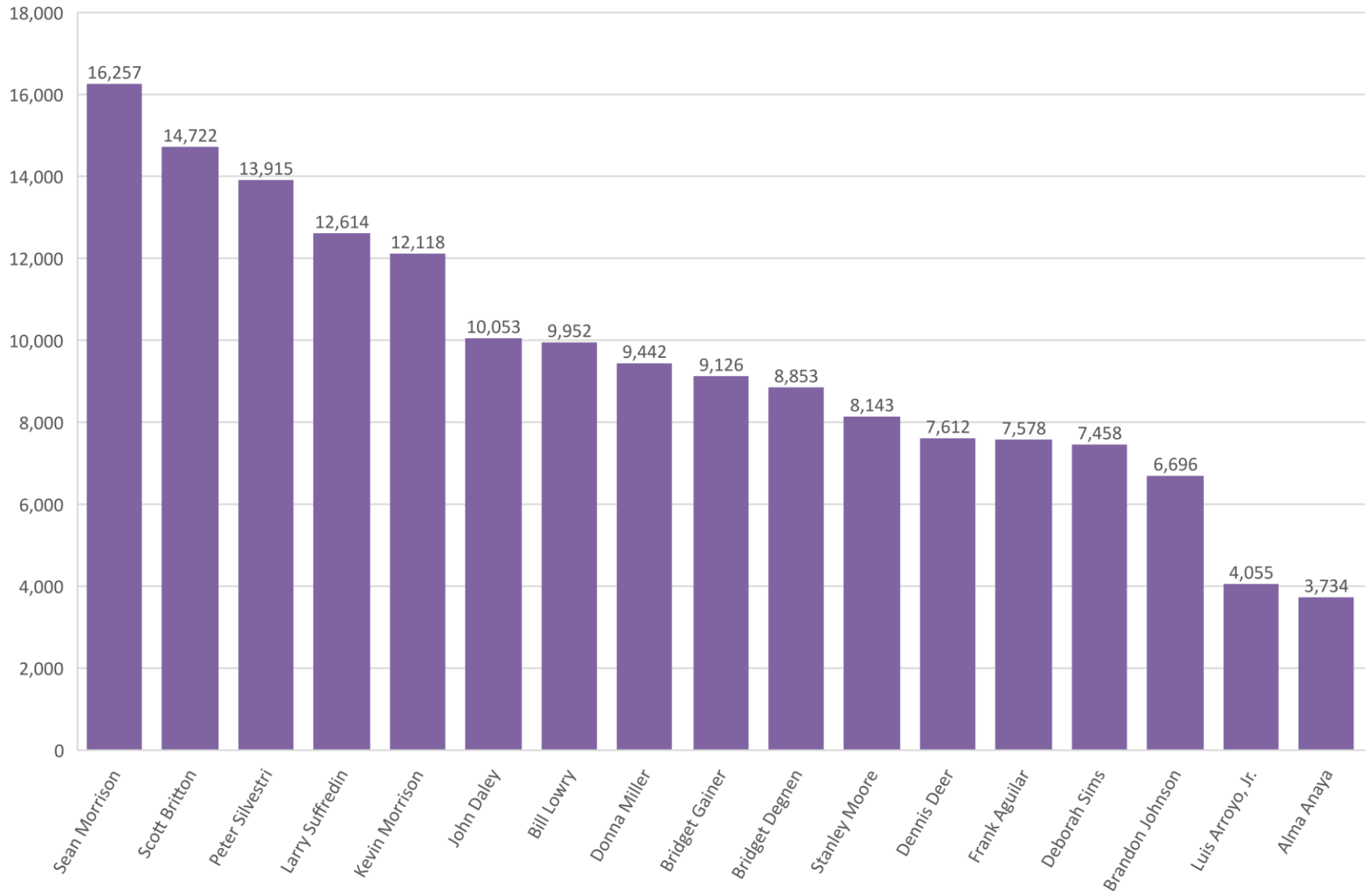
Payments made through 10/1/2021

2020 SECOND INSTALLMENT PAYMENT BREAKDOWN: CHASE BANK BRANCH PAYMENTS



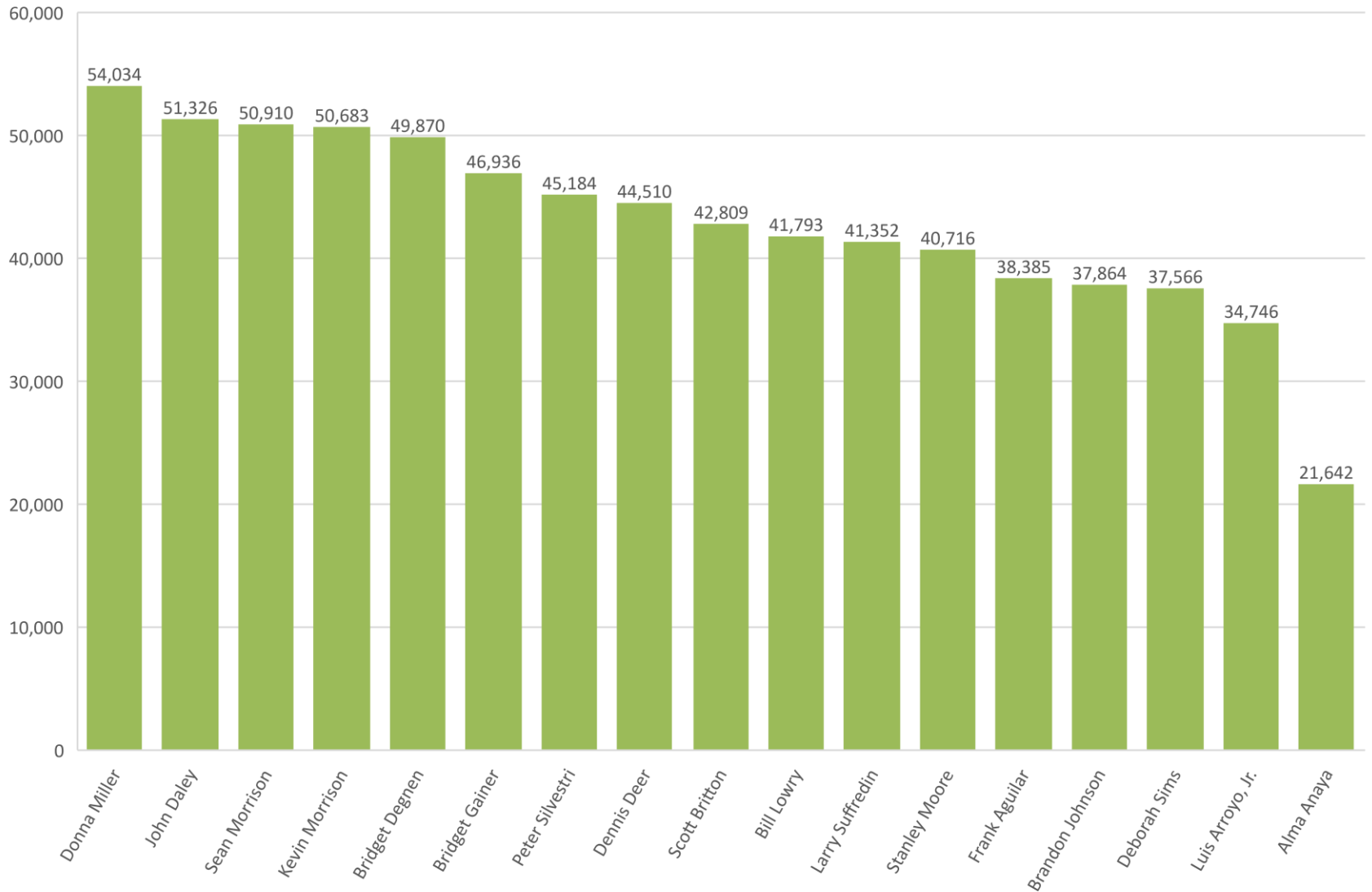
Payments made through 10/1/2021

2020 SECOND INSTALLMENT PAYMENT BREAKDOWN: MAIL (LOCKBOX) PAYMENTS



Payments made through 10/1/2021

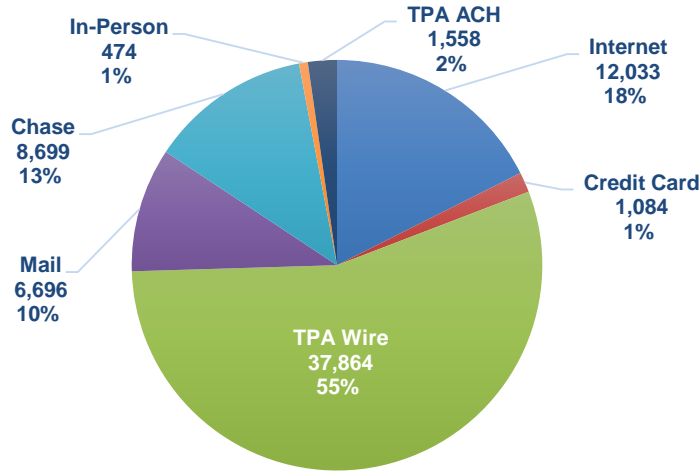
2020 SECOND INSTALLMENT PAYMENT BREAKDOWN: THIRD-PARTY AGENT (MORTGAGE) WIRE PAYMENTS



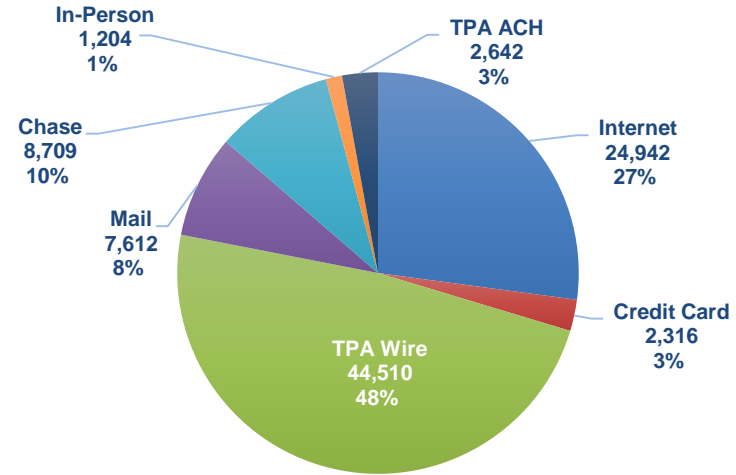
Payments made through 10/1/2021

2020 SECOND INSTALLMENT PAYMENT BREAKDOWN: PAYMENT METHOD BY COMMISSIONER DISTRICT

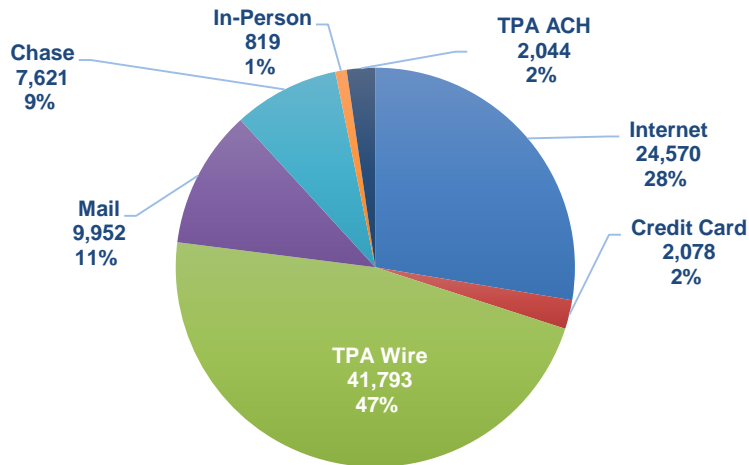
Brandon Johnson – District 1



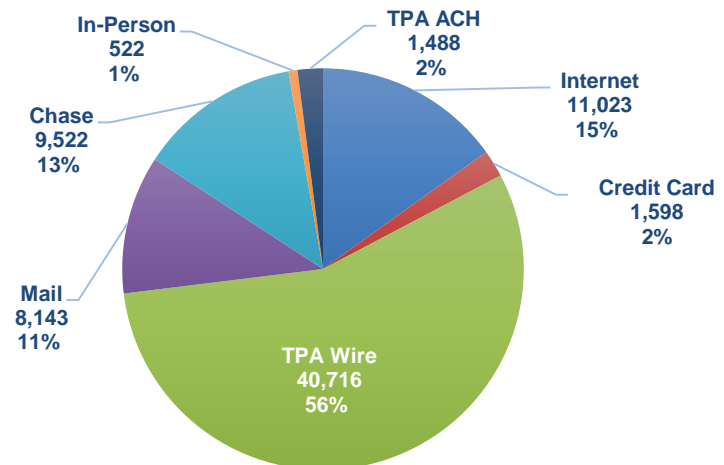
Dennis Deer - District 2



Bill Lowry - District 3

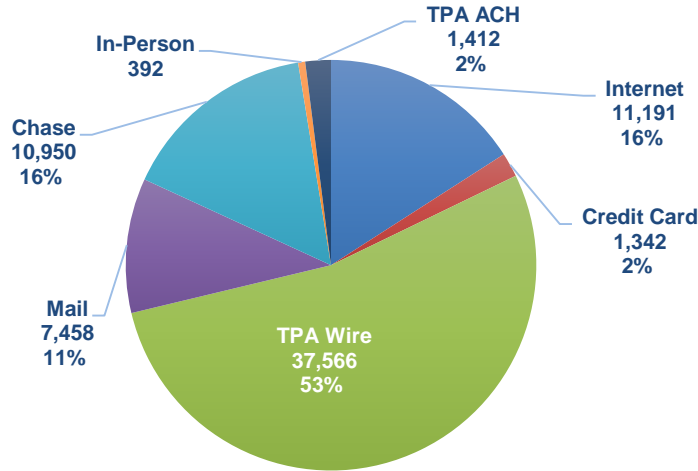


Stanley Moore - District 4

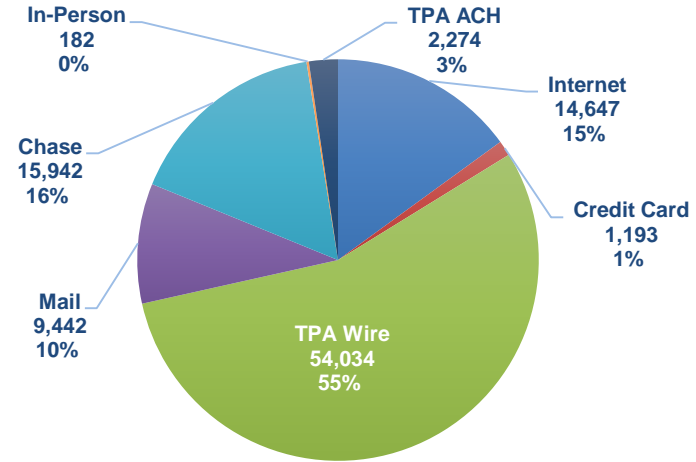


2020 SECOND INSTALLMENT PAYMENT BREAKDOWN: PAYMENT METHOD BY COMMISSIONER DISTRICT

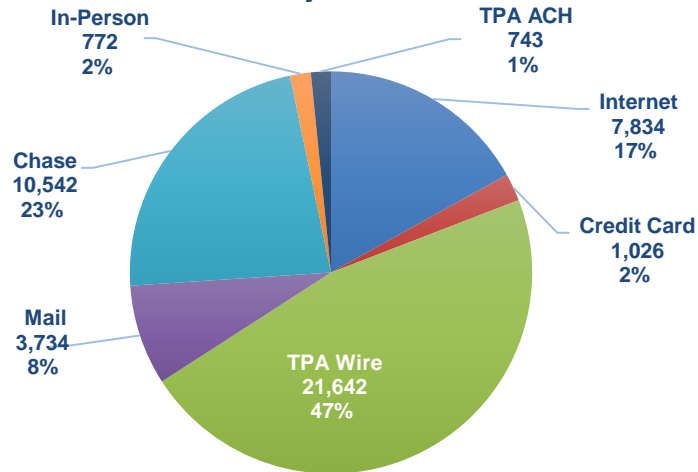
Deborah Sims - District 5



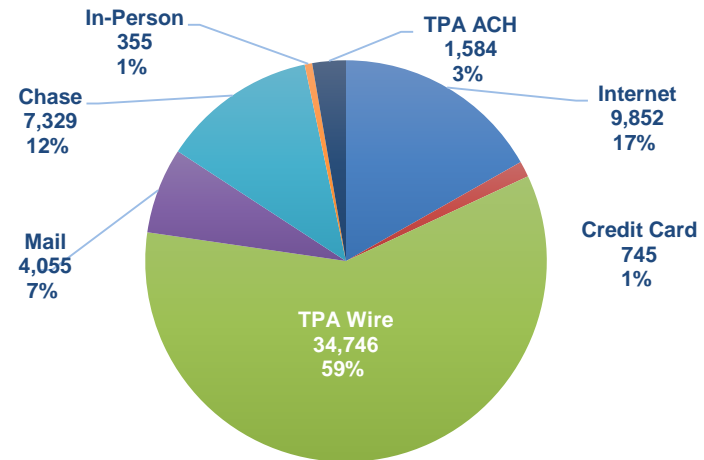
Donna Miller - District 6



Alma Anaya - District 7

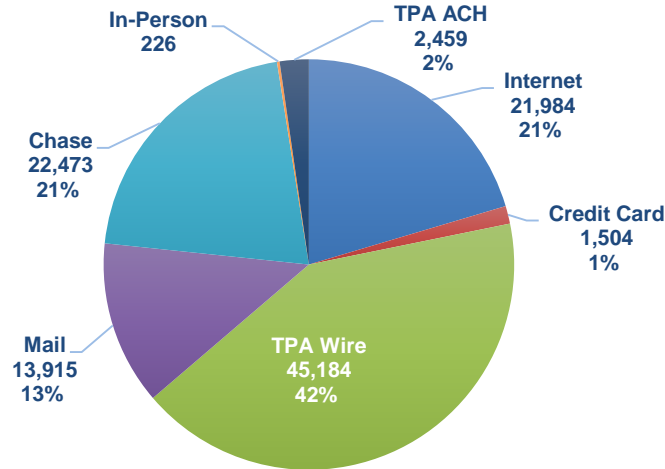


Luis Arroyo, Jr. - District 8

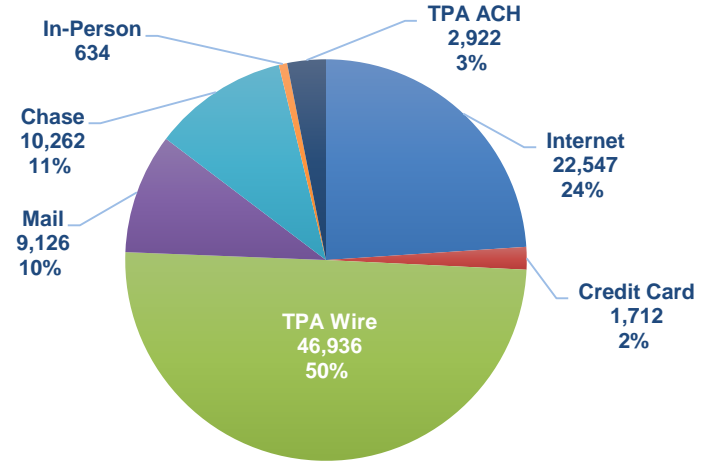


2020 SECOND INSTALLMENT PAYMENT BREAKDOWN: PAYMENT METHOD BY COMMISSIONER DISTRICT

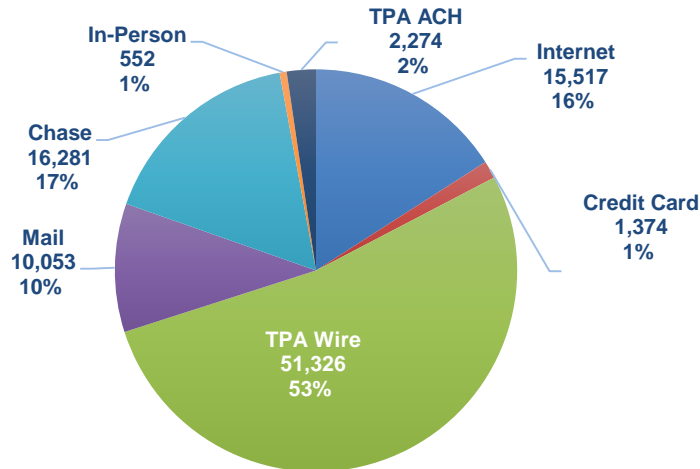
Peter Silvestri - District 9



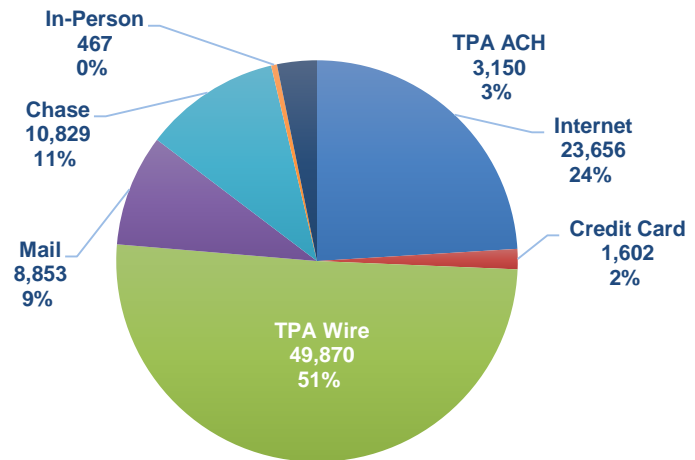
Bridget Gainer - District 10



John Daley - District 11

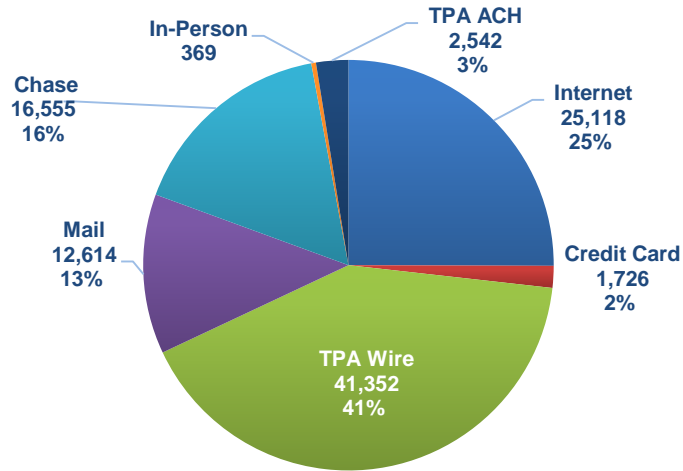


Bridget Deggen - District 12

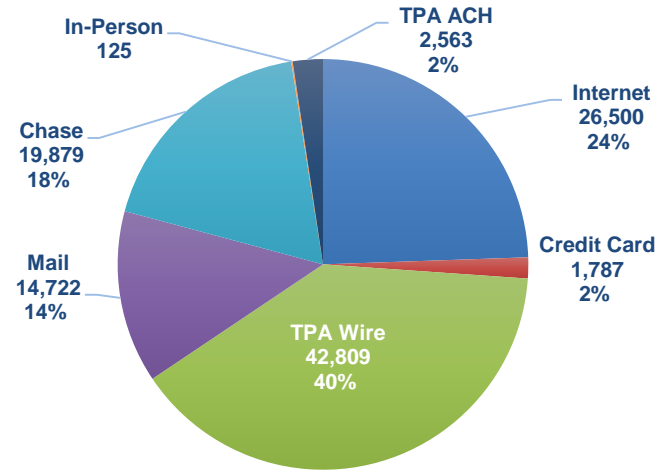


2020 SECOND INSTALLMENT PAYMENT BREAKDOWN: PAYMENT METHOD BY COMMISSIONER DISTRICT

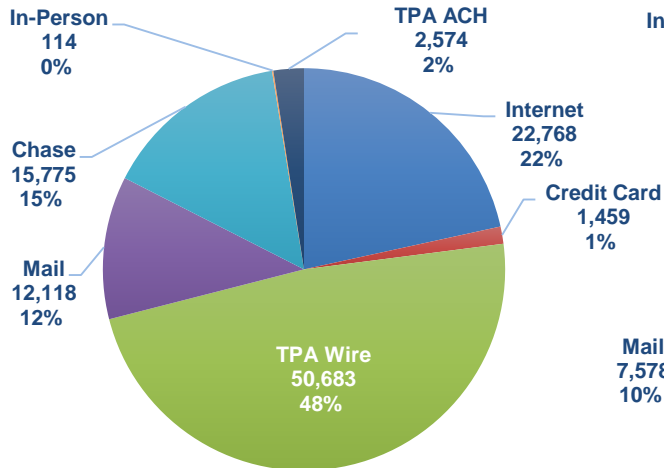
Larry Suffredin - District 13



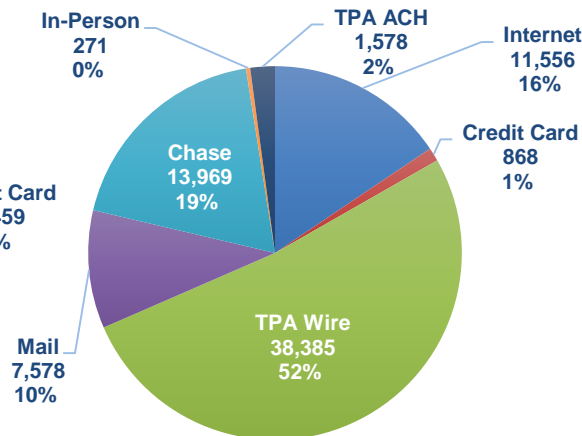
Scott Britton - District 14



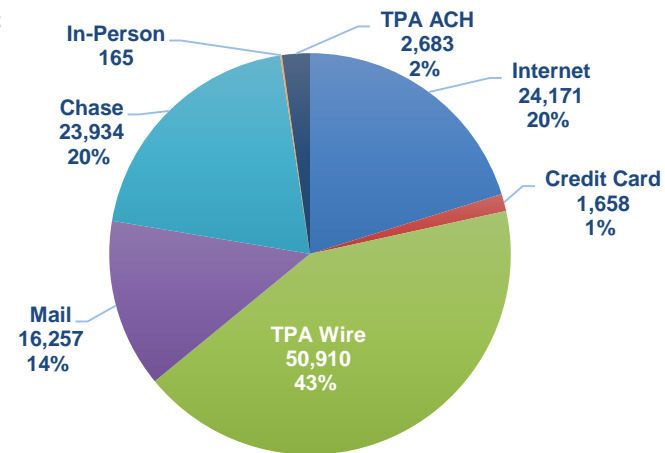
Kevin Morrison - District 15



Frank Aguilar - District 16



Sean Morrison - District 17



TAX YEAR 2018 UNPAID, TAX SALE ELIGIBLE – PIN BREAKDOWN

Tax Year 2018 Annual Tax Sale scheduled to begin on November 5, 2021.

