



FISCAL 2025 COUNTY EXECUTIVE APPROPRIATION BILL

VOLUME 1 | Executive Summary



TONI PRECKWINKLE

PRESIDENT, COOK COUNTY BOARD
OF COMMISSIONERS



**OFFICE OF THE PRESIDENT
BOARD OF COMMISSIONERS OF COOK COUNTY**

118 NORTH CLARK STREET
CHICAGO, ILLINOIS 60602
(312) 603-6400
TDD: (312) 603-5255

TONI PRECKWINKLE
PRESIDENT

Among the charts, graphs and budget language found throughout this \$9.94 billion balanced budget is an important story of productivity, priorities and progress. This budget continues the County's commitment to a stronger, fairer and financially secure future for all residents. It does all of this without layoffs, tax increases or cuts to vital public services.

This is also a story about where we have been and where we are going. Fostering fiscal stability does not happen overnight. It takes time and effort. When I walked in the door 14 years ago, we were facing a half billion-dollar deficit, overly reliant on antiquated technologies and to be blunt, headed in the wrong direction. We have come a long way.

This budget and our strong financial position are the product of smart policies, thoughtful spending, lots of planning and a clear long-term vision. We have avoided quick fixes and committed ourselves to finding structural solutions to balancing our budget. It has been about setting priorities and making the tough decisions to enact them. The result of these hard choices and hard votes by our Cook County Board of Commissioners is a responsible and responsive budget that fosters safe, thriving and healthy communities.

Despite facing a pandemic, numerous economic risks and persistent budgeting challenges, Cook County has seen its bond rating upgraded three times in the last three years, been recognized as a trailblazer for developing and implementing a plan to fully fund its pensions, deftly navigated budget gaps, won numerous good government awards, built up its reserve funds and overseen hundreds of millions of dollars in equity programs and pandemic relief, all while being responsible stewards of taxpayer dollars.

I am proud of the important progress we have made since taking office and exciting work we will be doing through this budget. We are paying more into our pensions, promoting equity, matching services to needs, spending wisely, directing innovative pandemic programs and doing all of this without raising taxes. It has not always been easy, but we've done this by building good habits and sticking to them.

This includes thoughtfully managing and administering ARPA programming. This has been a once in a generation opportunity to invest in our communities. When we devised our programs, we engaged tens of thousands of Cook County residents in the process, and as a result, we have some of the most innovative programs in the country. This includes managing the nation's largest publicly funded guaranteed income initiative, putting millions of dollars toward small business assistance, violence prevention and economic development, increasing housing assistance and providing funding to help residents abolish medical debt.

It is an immense responsibility to put together prudent budgets that provide services while being mindful of our future obligations. I am proud of what we have accomplished and excited about what is next for the county and its residents.

Sincerely,

Toni Preckwinkle
President, Cook County Board of Commissioners



GOVERNMENT FINANCE OFFICERS ASSOCIATION

*Distinguished
Budget Presentation
Award*

PRESENTED TO

**Cook County
Illinois**

For the Fiscal Year Beginning

December 01, 2023

Christopher P. Morrell

Executive Director

Government Finance Officers Association of the United States and Canada (GFOA) presented a Distinguished Budget Presentation Award to Cook County, Illinois, for its Annual Budget for the fiscal year beginning December 1, 2023. In order to receive this award, a governmental unit must publish a budget document that meets program criteria as a policy document, as a financial plan, as an operations guide, and as a communication device.

The award is valid for a period of one year only. We believe our current budget continues to conform to program requirements, and we are submitting it to GFOA to determine its eligibility for another award.

HOW TO READ VOLUME I OF THE COOK COUNTY BUDGET BOOK

This section contains sample tables for revenues, expenditures and grants to help better understand how to read the budget book. The color-coded tables below illustrate and summarize the past, present and projected collections and appropriations for Cook County as well as grants.

REVENUE		Historic Collections				Current Year Budget		Future Projections		
		Actual				Current Budget		Projection		
		FY2021	FY2022	FY2023	FY2024	FY2025	FY2026	FY2027	FY2028	FY2029
General Fund – Projected Annual Revenues and Expenses, by Source										
Property Taxes										
400010-Property Taxes		223,415,718	190,155,325	267,660,808	157,026,073	152,736,776	143,770,000	163,446,000	149,884,000	165,164,000
400030-Prior Year Prop. Taxes		(11,834,818)	(7,169,480)	908,037	(828,178)	-	-	-	-	-
		19,213,092	13,538,232	25,359,976	26,105,789	20,328,121	22,907,000	23,645,000	23,669,000	23,331,000
400040-Tax Increment Financing Taxes										
400060 - Transfer of Tax Receipts		-	(10,507,008)	81,130	-	-	-	-	-	-
Total Property Taxes		230,793,993	186,017,069	294,009,951	182,303,684	173,064,897	166,677,000	187,091,000	173,553,000	188,495,000
Non-Property Taxes										
401110-Non-Property Taxes		37,699,431	132,979,558	97,383,879	65,003,606	39,954,800	52,925,000	78,128,000	80,804,000	83,217,000
401150-County Sales Tax		861,610,924	1,059,602,538	1,126,424,347	1,137,824,758	1,207,056,500	1,255,715,000	1,287,767,000	1,324,797,000	1,359,524,000
401210-Alcoholic Beverage Tax		38,268,243	38,411,036	37,560,917	37,834,781	37,540,000	37,681,000	37,823,000	37,966,000	38,109,000
401310-Off Track Betting Comm.		1,075,934	704,746	714,234	781,079	655,000	610,000	568,000	530,000	493,000

Revenue Source

Revenue Category

EXPENDITURES

Departments	Historic Appropriation and Expenditures								Current Year Appropriation	
	FY 2021				FY 2022				FY 2025	
	Expenditures	Appropriations	Expenditures	Appropriations	Expenditures	Appropriations	Expenditures	Appropriations	Appropriations	Difference FY25 - FY24
General Fund										
Corporate Fund										
1010-Office of the President	3,378,300	3,601,790	3,525,639	4,376,350	4,230,585	6,194,664	3,443,798	7,201,972	7,038,323	(163,649)
1021-Office of the Chief Financial Officer	1,399,939	1,559,125	1,341,670	1,903,258	1,776,877	2,787,669	1,844,085	2,911,267	2,924,822	13,555
1007-Revenue	9,005,867	9,862,536	9,147,822	10,536,708	10,161,431	11,256,211	7,565,861	11,394,943	11,998,336	603,393
1008-Risk Management	2,428,125	2,583,410	2,370,958	2,622,768	2,515,599	2,897,253	2,016,783	2,963,123	3,243,573	280,450
1014-Budget and Management Services	1,735,431	1,838,206	2,064,327	2,187,001	3,117,531	3,684,059	2,497,483	3,859,759	4,099,318	239,559
1020-County Comptroller	3,674,546	4,044,724	3,651,211	4,195,207	4,093,319	5,420,822	3,194,569	5,516,652	5,600,823	84,171

GRANTS

Grant Number and Title	Current Year Grant Appropriation		Next Year Estimates			
	FY24 Approved Budget	FY25 Anticipated Carry Over	FY25 Anticipated New Award	County Cash Match	Total Project Amount	
1051-President						
G53866-Grant 2020 JAC Innov	462,500	0	-	-	0	
G54041-Grant 2021 JAC R3 - Suburban Services	600,000	0	-	-	0	
G54066-Grant 2022 OCJ Safety and Justice	-	-	-	-	0	
G54335-Grant 2021 JAC SJC Racial Equity Cohort	122,650	25,000	-	-	25,000	

FREQUENTLY ASKED QUESTIONS

This section is a map for understanding the various sections of the three-volume budget book and will allow the reader to answer some of the most frequently asked questions about Cook County's services and resources associated.

QUESTIONS		VOLUME	SECTION
Where does the money for the County's Budget come from?		I	REVENUE
What is County's largest revenue source?		I	REVENUE
What is the funding allocation?		I	EXECUTIVE SUMMARY
How does the money get spent?		I	EXECUTIVE SUMMARY
	By program (function) area	I	EXPENDITURE
	By Expense Type	I	EXPENDITURE
	By Fund	I	EXPENDITURE
	By Department	II	A-Q
How many people does the County employ?		I	EXECUTIVE SUMMARY
What services does the County provide for its residents?		II	A-Q
Where can you learn about the County's Capital Projects?		I	CAPITAL IMPROVEMENT PROGRAMS
What type of grants does the County receive?		I	REVENUE
How are County employees compensated?		III	ALL
Where is the Glossary?		I	APPENDIX A
Who are the County's Elected Officials?		I	INTRODUCTION

INTRODUCTION

PRESIDENT'S MESSAGE	I
HOW TO READ VOLUME 1 OF THE BUDGET	III
FREQUENTLY ASKED QUESTIONS	IV
COOK COUNTY ORGANIZATIONAL CHART	X
COUNTY PROFILE	XI
PRINCIPAL FUNCTIONS OF COOK COUNTY	XIV
BUDGET PROCESS	XVI
BUDGET CALENDAR	XVIII

EXECUTIVE SUMMARY

EXECUTIVE SUMMARY	1
FY2025 BUDGET AT A GLANCE	2
FY2025 BUDGET HIGHLIGHTS	3
LONG-TERM STRATEGIC PLAN	6
FY2025 POLICY GOALS	6
TOTAL REVENUE	10
TOTAL EXPENDITURES	11
SUMMARY OF REVENUE AND EXPENDITURE BY SOURCES, USES AND FUND	12

REVENUE ESTIMATE

INTRODUCTION TO REVENUE	17
TOTAL FUNDING SOURCES AND ALLOCATIONS	18
GENERAL AND HEALTH ENTERPRISE FUNDS	19
REVENUE FROM PROPERTY TAX	21
GENERAL FUND - REVENUE BY SOURCE	23
NON-PROPERTY TAXES	24
FEES AND LICENSES	26
INTERGOVERNMENTAL REVENUE	28
MISCELLANEOUS REVENUES	29
HEALTH ENTERPRISE FUND	29
SPECIAL PURPOSE FUNDS	35
ELECTION FUND	39
DEBT SERVICE FUND	39
ANNUITY AND BENEFIT FUND	39
RESTRICTED FUNDS	43
GRANT SUMMARY	44

ADOPTED EXPENDITURES

ADOPTED EXPENDITURES INTRODUCTION	56
GENERAL FUND — OPERATING EXPENDITURES BY PROGRAM AREAS	58

GENERAL FUND — OPERATIONAL HIGHLIGHTS BY PROGRAM AREAS	59
GENERAL FUND — OPERATING EXPENDITURES BY TYPE	61
HEALTH ENTERPRISE FUND — OPERATING EXPENDITURES BY PROGRAM AREAS	63
HEALTH ENTERPRISE FUND — OPERATIONAL HIGHLIGHTS BY PROGRAM AREAS	64
HEALTH ENTERPRISE FUND - OPERATIONAL EXPENDITURES BY TYPE	66
OTHER MAJOR FUNDS	68
NON-MAJOR FUNDS	69
SUMMARY OF APPROPRIATIONS AND FTES BY FUNDS	71
2025 COOK COUNTY ADOPTED EXPENDITURES BY OFFICE	72

COUNTY LONG-TERM FINANCIAL FORECAST

COUNTY LONG-TERM FINANCIAL FORECAST	74
-------------------------------------	----

CAPITAL IMPROVEMENT PROGRAMS

CAPITAL BUDGET OVERVIEW	91
DEBT OVERVIEW	94
RELATIONSHIP BETWEEN CAPITAL & OPERATING BUDGETS	100
CAPITAL IMPROVEMENT PROGRAM HIGHLIGHTS	102
TRANSPORTATION & HIGHWAYS PROGRAM HIGHLIGHTS	103
CAPITAL EQUIPMENT PROGRAM HIGHLIGHTS	103
CAPITAL IMPROVEMENT OVERVIEW	105
TRANSPORTATION AND HIGHWAYS OVERVIEW	123
CAPITAL EQUIPMENT OVERVIEW	137

RESOLUTION

RESOLUTION	145
------------	-----

POLICIES

POLICIES	163
COOK COUNTY ANTI-FRAUD POLICY	176

APPENDICES

APPENDIX A: GLOSSARY OF TERMS	180
APPENDIX B: DEPARTMENT DIRECTORY	192
APPENDIX C: CHART OF ACCOUNTS	200
APPENDIX D: ADOPTED EXPENDITURES	220
APPENDIX E: CAPITAL IMPROVEMENTS	259

COUNTY GOVERNMENT

Cook County is governed by the County Board President and seventeen Board Commissioners who serve four-year terms. Commissioners are elected from single member districts while the County Board President is elected by a general vote countywide.

Under the Illinois Constitution, the County is a home rule unit of government and, except as limited by State law, may exercise any power and perform any function relating to its government and affairs.

The President is the Chief Executive Officer of the County and presides over the meetings of the County Board. The President has the power to veto County Board resolutions and ordinances. The County Board requires a two-thirds vote to override a Presidential veto. There are ten additional Cook County government offices. Seven of the offices have their own officers who are independently elected: the Assessor, the three commissioners of the Board of Review, the Clerk of the Circuit Court, the County Clerk, the Sheriff, the State's Attorney, and the Treasurer. The other three Cook County government offices have officers appointed through other means: the Public Defender, the Inspector General and the Land Bank Authority. The Chief Judge of the Circuit Court is elected by and from the Circuit Court Judges. The Chairman of the Board of Election Commissioners is elected by and from the three commissioners and then appointed by the Circuit Court. The Governor of Illinois appoints the Public Administrator. The Committee on Finance of the Cook County Board consists of all members of the County Board. Commissioner John P. Daley is the Chairman of the Committee on Finance of the County Board. The President is required to submit an Executive Budget Recommendation to the Committee on Finance as the basis upon which the Annual Appropriation Bill is prepared and enacted. The President and the Board of Commissioners are accountable to Cook County residents for budgeting and controlling financial resources for all Cook County governmental offices and departments. The President and the Board of Commissioners apply guidelines, set goals, and use fiscal control for all Cook County offices and departments.

PRESIDENT OF THE COOK COUNTY BOARD OF COMMISSIONERS OFFICE OF THE PRESIDENT



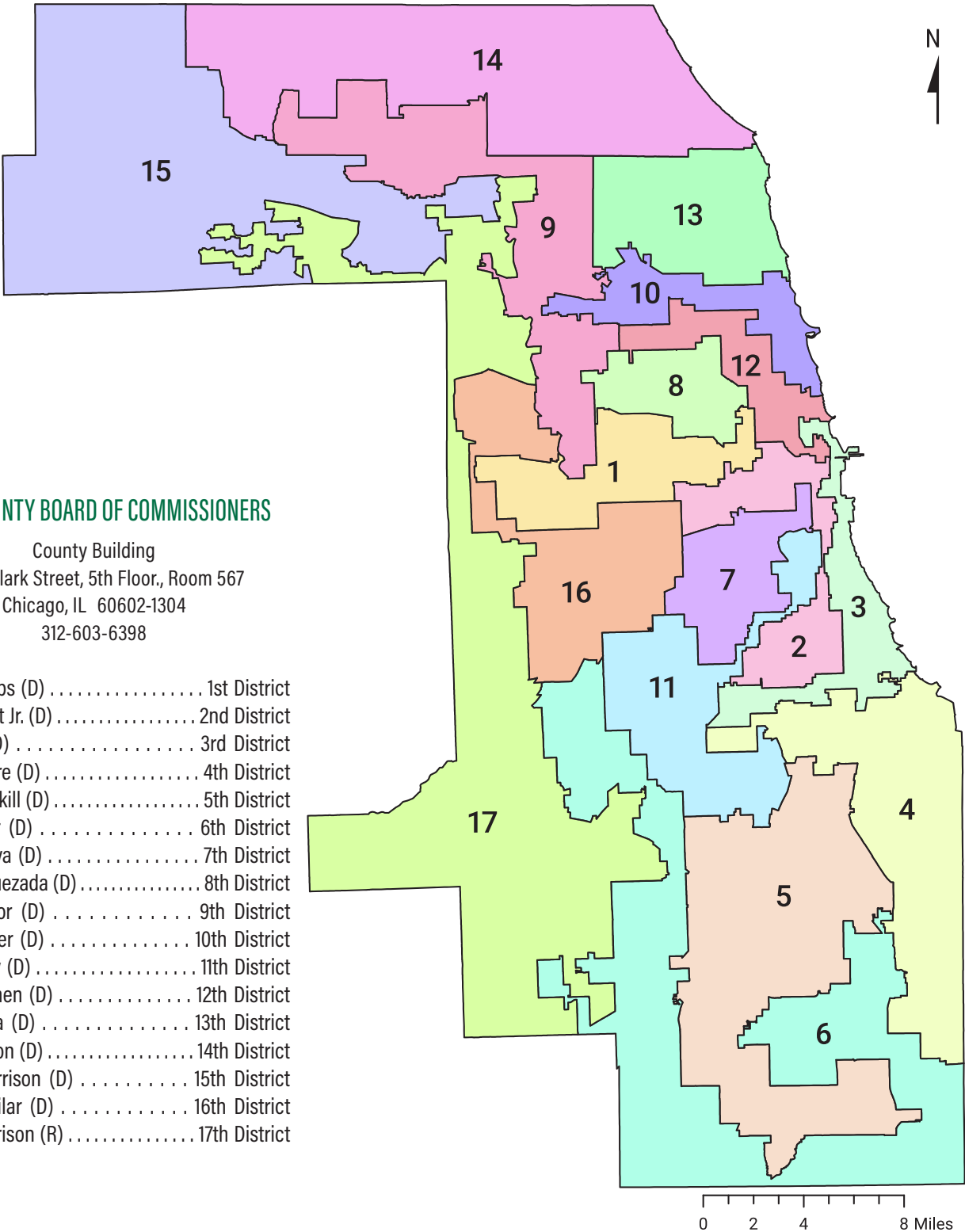
HONORABLE TONI PRECKWINKLE

PRESIDENT, COOK COUNTY BOARD

County Building
118 N. Clark Street, Room 537
Chicago, IL 60602-1304
312-603-6400

www.cookcountyil.gov

In addition to presiding at County Board meetings, the President of the Cook County Board of Commissioners, as Chief Executive of the County (Const. Art. 7 § 4 (b)), is responsible for preparing the Executive Budget Recommendation (submitted to the Board for final approval) and the administration of the County government, except for the responsibilities held by other elected officials. With the consent of the Board, the President appoints the heads of County departments falling under the Board's jurisdiction.



COOK COUNTY BOARD OF COMMISSIONERS

County Building
118 N. Clark Street, 5th Floor., Room 567
Chicago, IL 60602-1304
312-603-6398

- Tara S. Stamps (D) 1st District
- Michael Scott Jr. (D) 2nd District
- Bill Lowry (D) 3rd District
- Stanley Moore (D) 4th District
- Kisha McCaskill (D) 5th District
- Donna Miller (D) 6th District
- Alma E. Anaya (D) 7th District
- Anthony J. Quezada (D) 8th District
- Maggie Trevor (D) 9th District
- Bridget Gainer (D) 10th District
- John P. Daley (D) 11th District
- Bridget Degnen (D) 12th District
- Josina Morita (D) 13th District
- Scott R. Britton (D) 14th District
- Kevin B. Morrison (D) 15th District
- Frank J. Aguilar (D) 16th District
- Sean M. Morrison (R) 17th District

Commissioner Districts effective Dec. 1, 2024

**COOK COUNTY ASSESSOR****HONORABLE FRITZ KAEGI**

Room 320, County Bldg.
118 N. Clark Street
Chicago, IL 60602
312-443-7550
FOIA: www.cookcountyil.gov/service/freedom-information-act-assessor

**COOK COUNTY CLERK****HONORABLE MONICA GORDON**

Suite 500
69 W. Washington
Chicago, IL 60602
312-603-5656
FOIA: www.cookcountyclerkil.gov/freedom-information-act

**COOK COUNTY TREASURER****HONORABLE MARIA PAPPAS**

Room 112, County Bldg.
118 N. Clark Street
Chicago, IL 60602
312-443-5100
FOIA: www.cookcountytreasurer.com/freedomofinformationact.aspx

**COOK COUNTY SHERIFF****HONORABLE THOMAS J. DART**

3026 S. California Ave.
Chicago, IL 60608
312-603-6444
FOIA: www.cookcountysheriffil.gov/freedom-information-act-request/

**CLERK OF THE CIRCUIT COURT****HONORABLE MARIYANA SPYROPOULOS**

Room 1001, Daley Center
50 W. Washington
Chicago, IL 60602
312-603-5030
FOIA: www.cookcountyil.gov/service/open-records-policy-clerk-court

**COOK COUNTY STATE'S ATTORNEY****HONORABLE EILEEN O'NEILL BURKE**

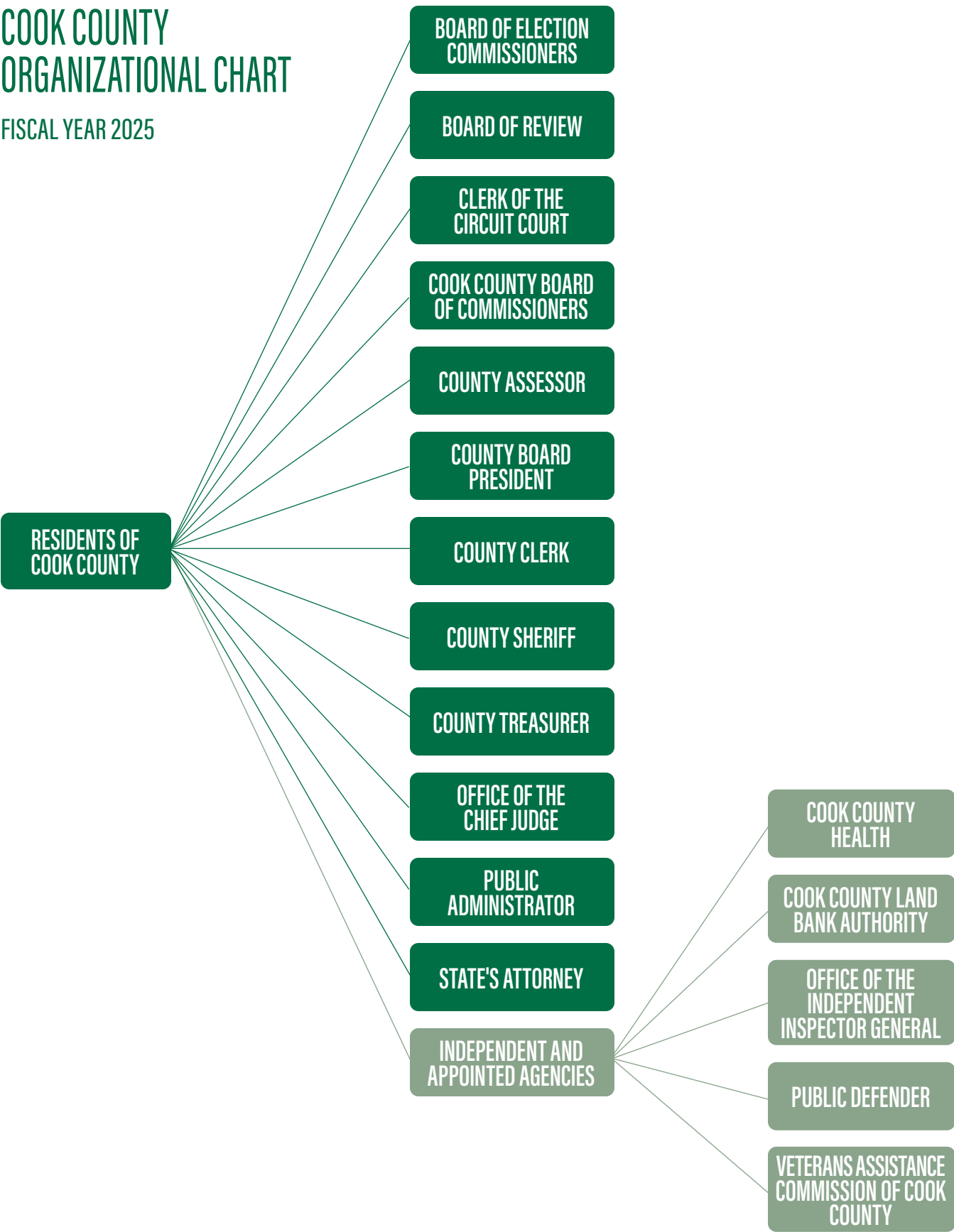
Suite 3200
69 W. Washington
Chicago, IL 60602
312-603-1880
FOIA: www.cookcountyil.gov/service/freedom-information-act-states-attorney

**COOK COUNTY BOARD OF REVIEW COMMISSIONERS****HONORABLE LARRY R. ROGERS, JR.****HONORABLE SAMANTHA STEELE****HONORABLE GEORGE A. CARDENAS**

Room 601, County Bldg.
118 N. Clark Street
Chicago, IL 60602
312-603-5542
FOIA: www.cookcountyboardofreview.com/freedom-information-act

COOK COUNTY ORGANIZATIONAL CHART

FISCAL YEAR 2025

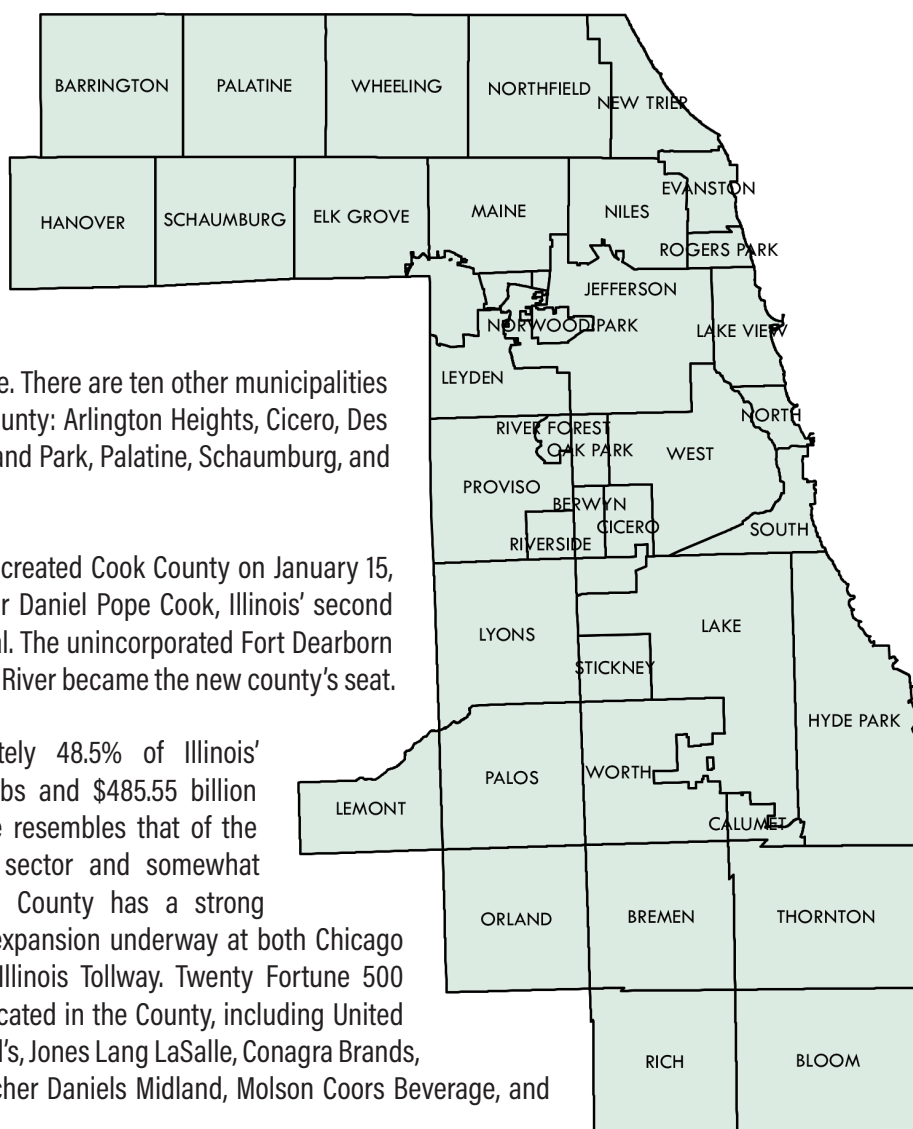


COUNTY PROFILE

Cook County, Illinois, is the Midwest's cultural and economic center. Home to 5.09 million residents, it is the second most populous county in the United States, while its County Seat, Chicago, is the third largest city in the United States containing 2.66 million people, or 52.1% of the County populace. There are ten other municipalities with populations over 55,000 in the County: Arlington Heights, Cicero, Des Plaines, Elgin, Evanston, Oak Lawn, Orland Park, Palatine, Schaumburg, and Skokie.

An Act of the Illinois State Legislature created Cook County on January 15, 1831. The new County was named after Daniel Pope Cook, Illinois' second congressman and first attorney general. The unincorporated Fort Dearborn settlement at the mouth of the Chicago River became the new county's seat.

Cook County comprises approximately 48.5% of Illinois' economic activity with 2.5 million jobs and \$485.55 billion in annual output. Its industrial profile resembles that of the U.S. with a slightly larger services sector and somewhat smaller governmental presence. The County has a strong transportation network, with current expansion underway at both Chicago O'Hare International Airport and the Illinois Tollway. Twenty Fortune 500 companies have their headquarters located in the County, including United Airlines Holdings, Kraft Heinz, McDonald's, Jones Lang LaSalle, Conagra Brands, Motorola Solutions, Northern Trust, Archer Daniels Midland, Molson Coors Beverage, and Kellanova.



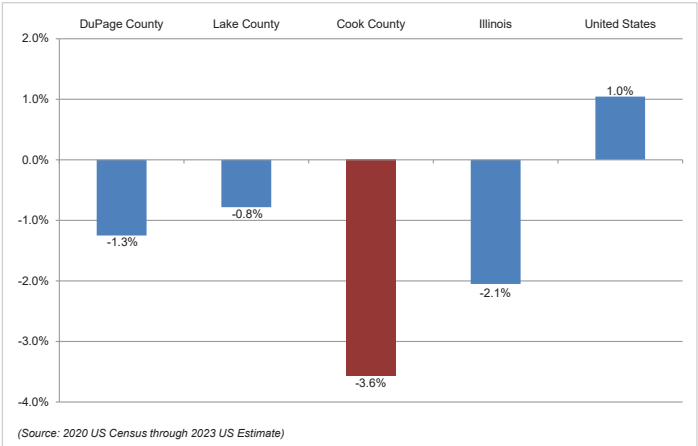
GEOGRAPHY

Cook County sits on the shores of Lake Michigan in the northeast of Illinois. The County comprises 945 square miles of land or 1.7% of Illinois. The City of Chicago accounts for approximately 24% of County land, the suburban municipalities 61%, and unincorporated areas under County Board jurisdiction the remaining 15%. Within Cook County there are 221 special-purpose governments, 112 municipalities, 151 school districts, and 30 townships.

Although Cook County is densely populated, the Forest Preserve District protects nearly 70,000 acres of natural land or over 11% of Cook County. The Forest Preserve District's mission is ". . .to acquire, restore and manage lands for the purpose of protecting and preserving public open space with its natural wonders, significant prairies, forests, wetlands, rivers, streams, and other landscapes with all of its associated wildlife, in a natural state for the education, pleasure and recreation of the public now and in the future."

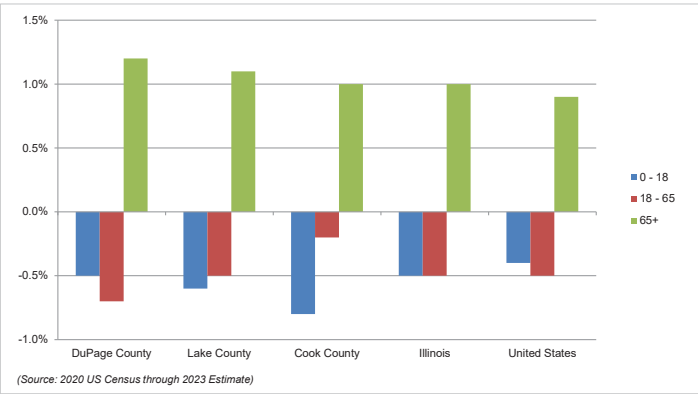
POPULATION GROWTH RATE

As of 2023, the population estimate for Cook County is 5,087,072 according to the United States Census Bureau, or an average of 5,383 people per square mile and comprises 40.5% of the population of Illinois. Cook County has shown a decrease in population since the 2020 census of 3.6%, as have its surrounding counties and the State of Illinois, which has seen a decline of 2.1% over the same time period.



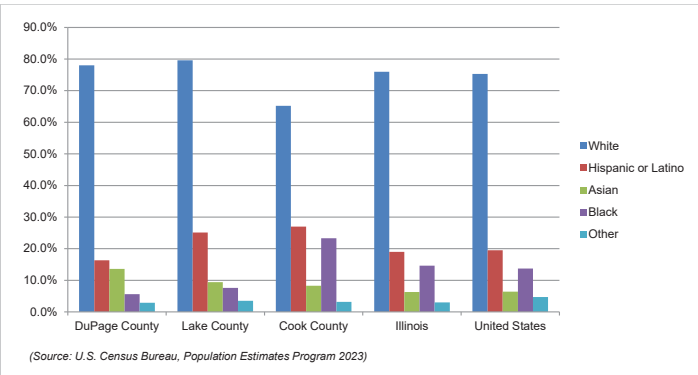
POPULATION GROWTH RATE BY AGE

Communities across the United States are getting older and grayer as baby boomers enter their retirement years. Although the growth rate of the elderly population is lower in Cook County than our largest surrounding counties (1.0%), it is higher than the national average. Cook County also has a higher rate of decline in its minor population than its neighboring counties, the State of Illinois, and the U.S.



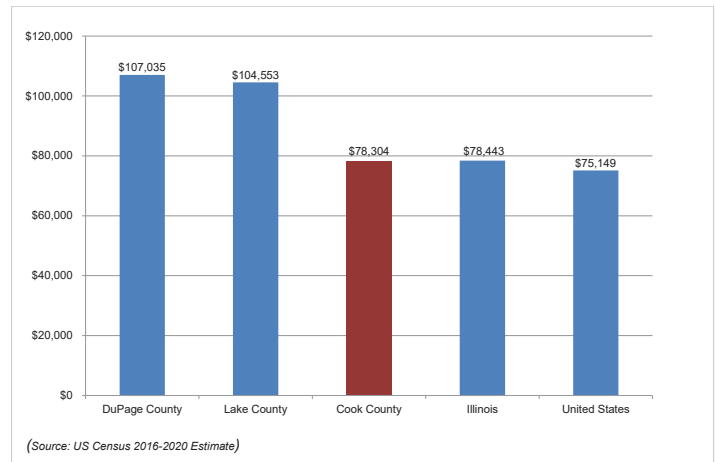
ETHNICITY

The County is racially and ethnically diverse, with a growing Latino and Asian population. 21.0% of Cook County residents are foreign-born and almost all nationalities are represented among its residents. African Americans make up 23.3% of the population, Asians 8.3%, and Whites 65.2%, 27.0% of residents identify as Hispanic or Latino of Any Race. The remaining 3.2% of the population self-identifies as Two or More Races or as American Indian, Alaska Native, Native Hawaiian, or Other Pacific Islander (Other Race).



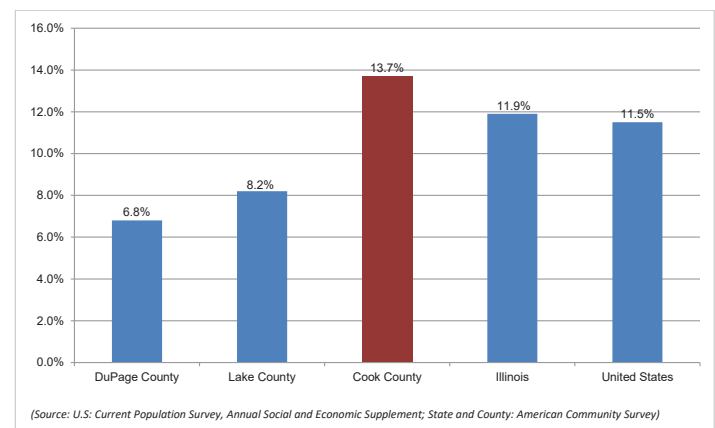
MEDIAN HOUSEHOLD INCOME

The County is a diverse industrial center and a leading economic center of the Midwest. The median household income within Cook County is \$78,304, which is 4.2% higher than the national rate but slightly lower than the rate for Illinois, and below those of the surrounding counties of DuPage County and Lake County.



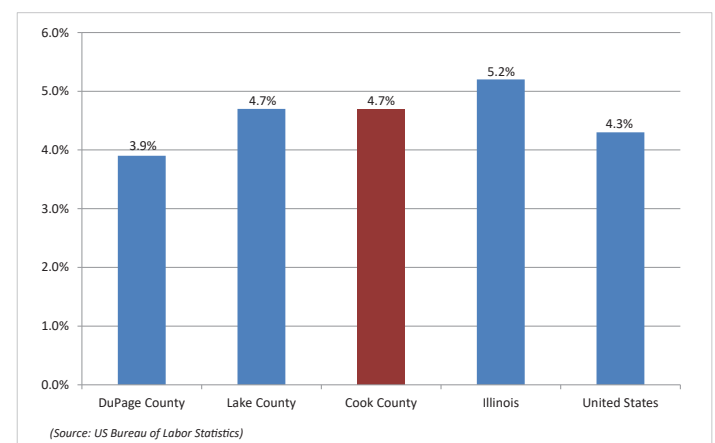
POVERTY RATE

Cook County has a higher poverty rate than the surrounding counties, with a rate of 13.7%. The largest demographic living in poverty in Cook County are females between the ages of 25-34, followed by females between the ages of 18-24 and 35-44, respectively.



UNEMPLOYMENT RATE

As of July 2024, the unemployment rate stands at 4.7%. Cook County's unemployment rate is lower than that of the State of Illinois, but higher than the national rate.



PRINCIPAL FUNCTIONS OF COOK COUNTY

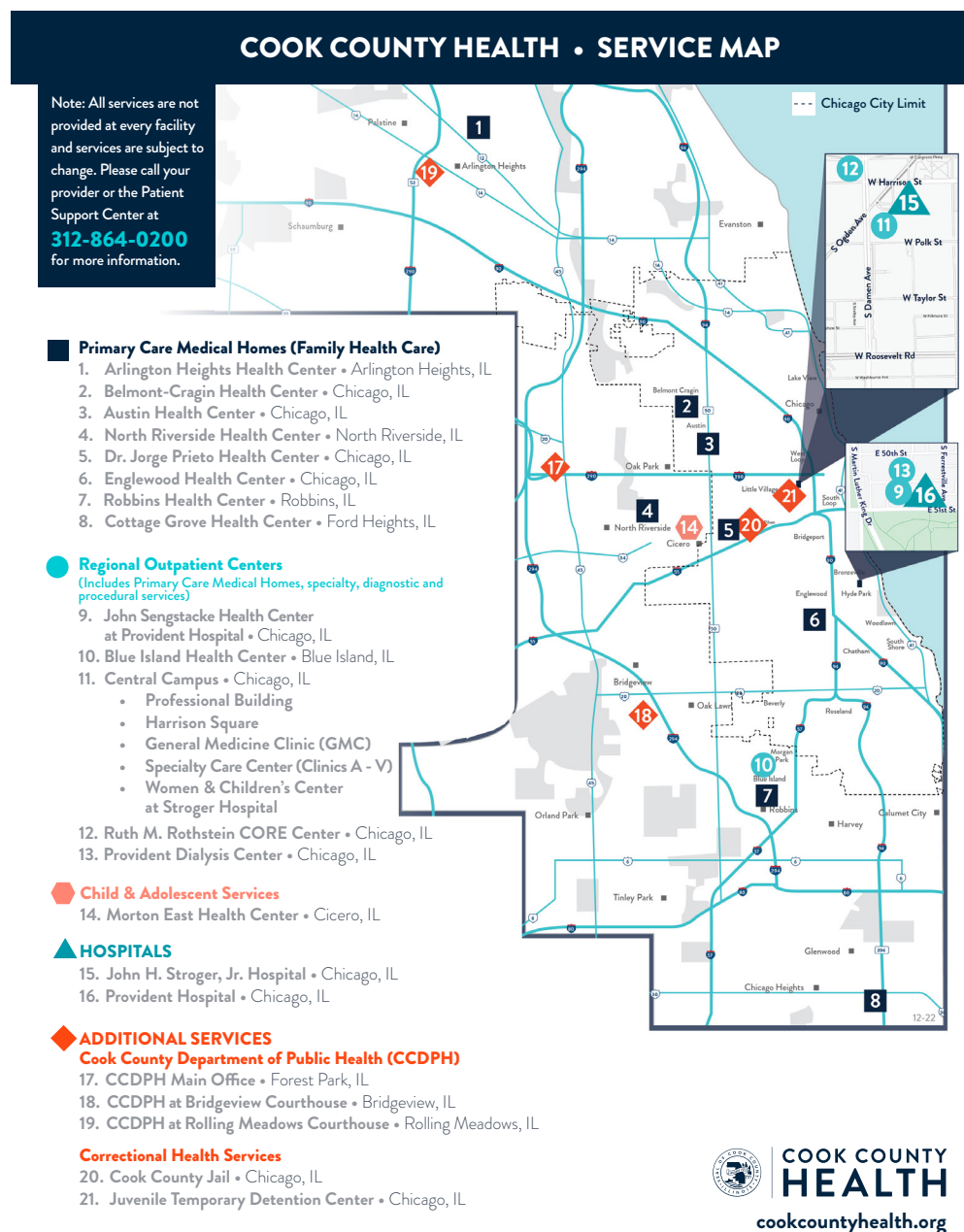
County Government has the principal responsibility of the provision of public health services, the protection of persons and property, the assessment of real property and the tax levy, and the extension and collection of property taxes. The County also has responsibility for maintaining County roads, supporting, and driving economic development, and the provision of certain government services in unincorporated Cook County.

HEALTH CARE

Cook County is responsible for providing public health care access and services to residents, regardless of a resident's ability to pay or citizenship status. The Cook County Health & Hospital System (CCH) operates a health care delivery system composed of the following entities: John H. Stroger, Jr. Hospital of Cook County (Stroger Hospital), Provident Hospital of Cook County (Provident Hospital), the Ambulatory and Community Health Network of Cook County, Cermak Health Services of Cook County, the Ruth M. Rothstein CORE Center, and the Cook County Department of Public Health (CCDPH). CCH cares for more than 200,000 patients each year.

CCDPH serves suburban Cook County and provides service to over 2.4 million residents in 123 municipalities with the public health needs of its jurisdiction through effective and efficient disease prevention and health promotion programs.

In 2012, the Illinois Department of Healthcare and Family Services and CCH received a Section 1115 Medicaid waiver from the Federal Center for Medicare and Medicaid Services. Under the terms and conditions of the waiver and an associated demonstration period, County residents with income up to 133% of the Federal Poverty Level were



012323

eligible for Medicaid without being subject to an asset test through CountyCare. Following the waiver demonstration period concluding July 2014, CountyCare became a “Managed Care Community Network,” expanding the eligible patient population to families, children, seniors, and persons with disabilities.

CCH offers a broad range of services from specialty and primary care to emergency, acute, outpatient, rehabilitative, long-term, and preventative care. The health system plans to employ approximately 7,326 full-time employees in FY2025. Operations and policy for CCH are governed by an independent Board of Directors.

PUBLIC SAFETY

Cook County provides services for the protection of persons and property through the provision of a court system, a jail system, a police force, prosecution, and public defense. The County operates the second largest unified court system in the United States (which hears civil, criminal, and administrative cases), the second largest prosecutor’s office in the nation (which is responsible for the prosecution of all misdemeanor and felony crimes committed in the County), and one of the largest criminal defense firms in the Country with over 500 attorneys charged with representing every type of criminal offense and child protection violation.

The Cook County Department of Corrections is one of the largest single-site pretrial detention facilities in the United States. The Juvenile Temporary Detention Facility was the first and largest juvenile detention facility in the country.

The Sheriff’s Police conducts investigations, makes arrests, and provides other police services to unincorporated Cook County, as well as coordinates with municipal police forces throughout the County.

The Cook County Department of Emergency Management and Regional Security coordinates countywide emergency and disaster preparedness planning and assists jurisdictions in recovery from a disaster.

PROPERTY AND TAXATION

Cook County administers the second largest property taxation system in the United States. There are more than 1.86 million taxable parcels of land within the County, with an annual collection of over \$16.93 billion dollars. Tax funds are distributed to over 2,200 local government agencies including school districts, villages, cities, townships, parks and forest preserves, libraries, and public health and safety agencies.

The County assesses one third of the region each year, rotating among the northern suburbs, the southern suburbs, and the City of Chicago. The value of each property is determined by a mass appraisal system rather than on an individual basis. Taxpayers can appeal their assessments before the tax rate is calculated. Bills are sent to property owners twice per year.

BUDGET PROCESS

BASIS OF BUDGETING

Cook County prepares an annual budget that provides a spending plan for the next fiscal year. The County produces a balanced budget, as required by the State of Illinois' Counties Code, which accounts for the County's estimated revenue and intended spending. The County prepares and presents its annual budget on a cash (plus encumbrance) basis, except for property taxes which are budgeted on an accrual basis.

The County's budgetary basis of accounting described above differs from the County's GAAP basis reporting, which is used in the County's Annual Comprehensive Financial Report. The key differences are:

- Property tax levies and personal property replacement taxes ("PPRT") are recognized as revenue in the budgetary statements in the year levied or the year PPRT would have been levied. The fund operating statements prepared under GAAP recognize property tax levies as revenue in the subsequent year when they become available; PPRT are recognized when collected by the County.
- Expenditures related to specific property tax levies (i.e., pension obligation, principal and interest on general obligation bonds, rental obligations, and allowances for uncollectible taxes) are recognized in the budgetary statements in the year the taxes are levied. The GAAP fund operating statements recognize these expenditures when the related liability is incurred with the exception of principal and interest on general long-term debt, which is recognized when due.
- Encumbrances are combined with expenditures in the budgetary statements but are excluded in the GAAP fund operating statements
- Incurred obligations (i.e., accounts payable and accrued salaries) are recognized as expenditures when paid in the budgetary statements while the GAAP fund operating statements recognize these items when the related liability is incurred.
- Revenue is recognized when received in the budgetary statements, while the GAAP fund operating statements recognize these items when measurable and available for financing current obligations.

The Health Enterprise Fund's annual budget is also prepared on a cash (plus encumbrances basis), while its financial report is prepared using the accrual basis.

The funds in the appropriation are reported as required in the County's audited financial statements in the Schedules of Revenues, Expenditures and Encumbrances - Budget and Actual set forth in the County's Annual Comprehensive Financial Report.

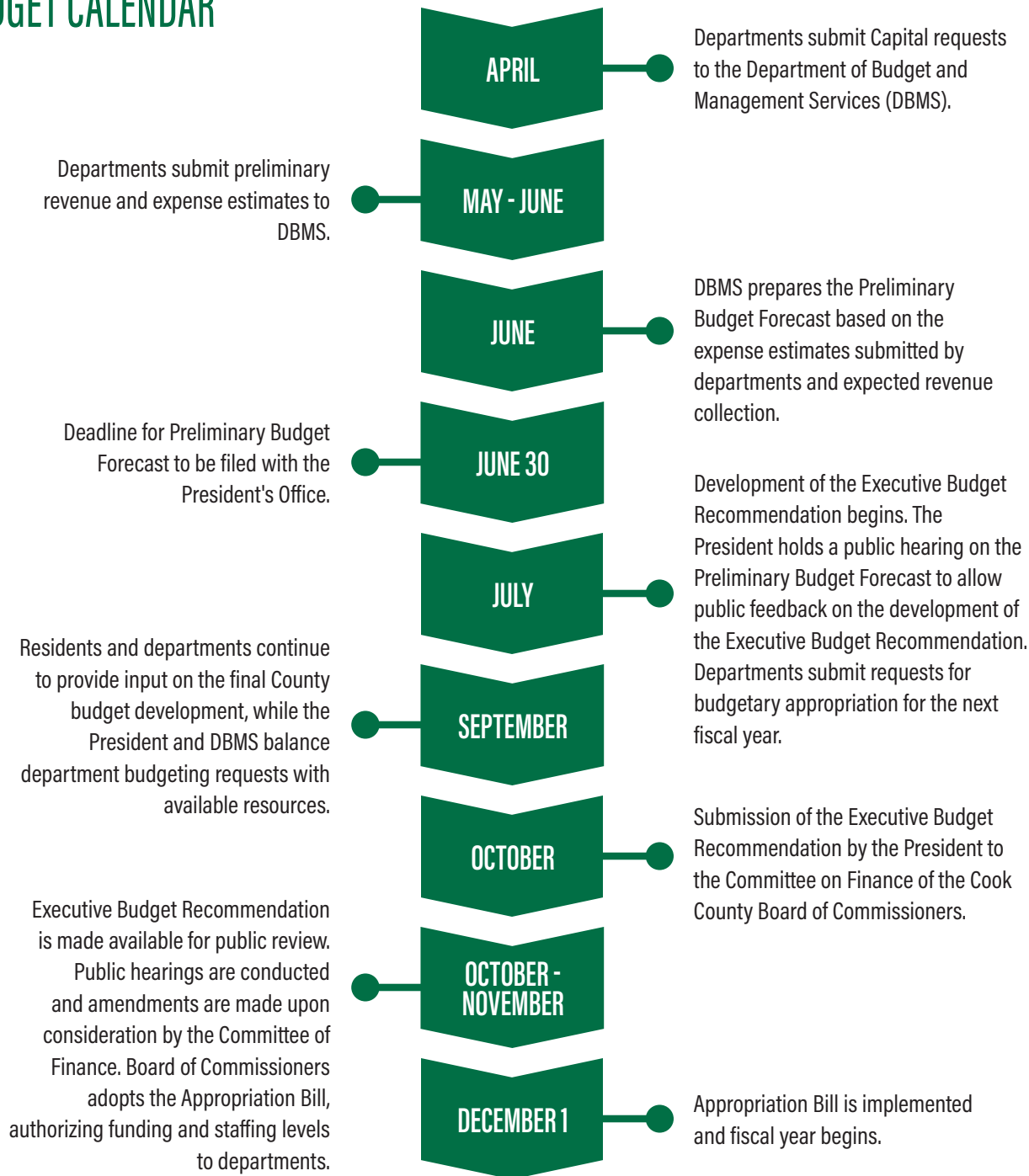
BUDGET DEVELOPMENT

The budget process begins in April of each year when departments submit requests of their capital needs for the upcoming fiscal year to the Department of Budget and Management Services (DBMS). DBMS reviews each department's capital request and balances them against the County's resources and priority goals. Approved capital projects are then folded into the President's executive budget recommendation for the next fiscal year.

The budget process continues in late spring when departments provide DBMS preliminary revenue and expense estimates for the next fiscal year. DBMS aggregates such revenue and expense estimates and analyzes other resources available to accurately forecast the fiscal outlook for the coming year and prepare the preliminary budget forecast. The preliminary budget forecast is required to be filed with the President's Office by June 30 of each year. The forecast is provided to the Cook County Board of Commissioners and made available to County residents. This year, the County presented its preliminary budget forecast on June 18, 2024. Pursuant to Executive Order 2012-01, the President holds a preliminary budget forecast hearing to allow residents to provide feedback during the development of the annual executive budget recommendation. After receiving input from residents, the President of the County Board and DBMS work with each department to develop a final executive budget recommendation.

The executive budget, as recommended by the President, is submitted to the County Board's Committee on Finance, which in turn holds hearings with each department. The Finance Committee also holds public hearings to hear resident comments regarding the budget. The County Board considers the budget carefully and may submit amendments that have a net zero impact to the overall County operating budget. Upon the completion of all public hearings, the County Board approves and adopts the executive budget recommendation, as amended, which becomes the Annual Appropriation Bill. The Annual Appropriation Bill, which authorizes funding and staffing for each County department, is then implemented on December 1st, which is the start of the County's fiscal year.

BUDGET CALENDAR



ONGOING

Quarterly allotments and monthly expenditure and revenue reports are implemented and reviewed by the Department of Budget and Management Services (DBMS) to manage resources allocated through the Appropriation Bill. President Preckwinkle established the Office of Research, Operations and Innovation (ROI) to further empower employees to adopt performance management and a culture of continuous improvement. ROI oversees performance management for Cook County government and the publication of public performance dashboards updated quarterly. Each dashboard tracks Key Performance Indicators (KPIs) that measure a department's goals and accomplishments.



EXECUTIVE SUMMARY

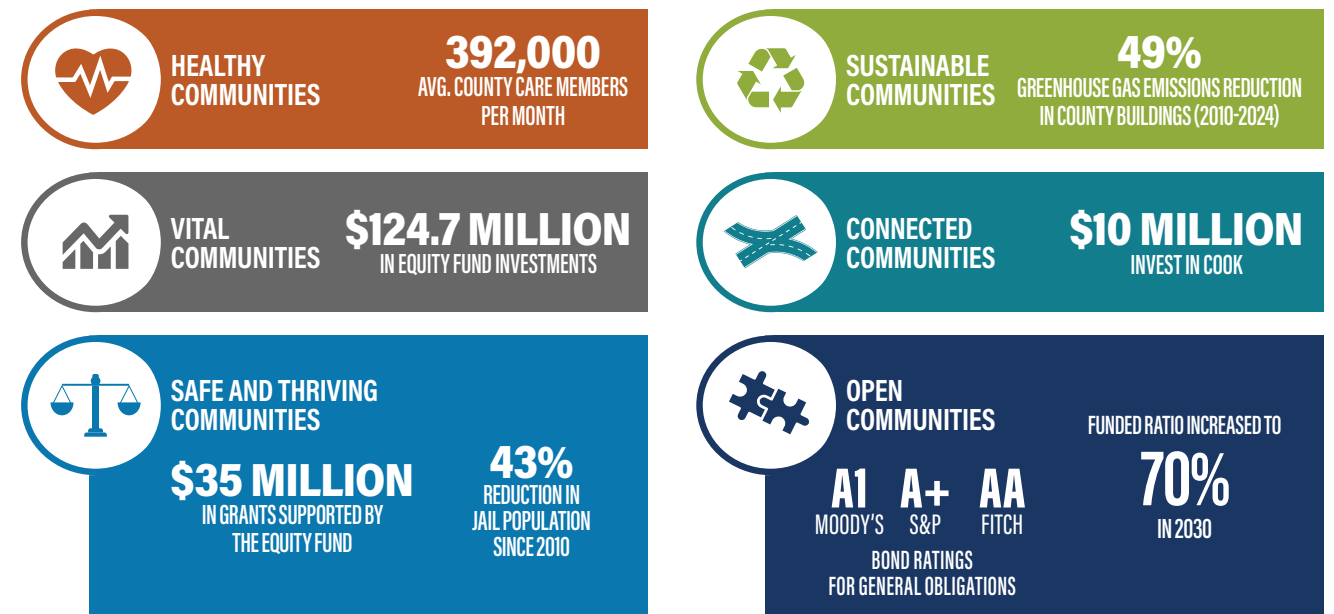
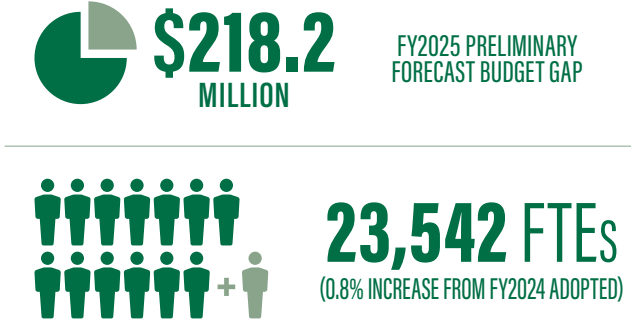
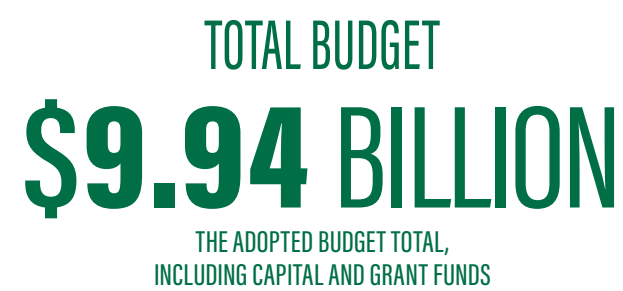
Cook County government provides vital services for 5.09 million residents of northeastern Illinois, including the City of Chicago, surrounding suburbs and unincorporated areas of Cook County. These services include:

- A system of public hospitals and ambulatory clinics, as well as a Medicaid managed care insurance plan.
- Protection of persons and property through services that include policing, corrections and justice administration through the Circuit Court System.
- Property valuation and administration of property taxes for Cook County and all underlying municipalities, townships, school districts and other local jurisdictions.
- Economic development activities, including transportation infrastructure development and maintenance.
- Election administration and vital records management.
- General municipal services like issuance of permits related to buildings in unincorporated areas of the County.
- Finance, administration and numerous other central governmental services.

For Fiscal Year 2025, the Adopted Budget is a \$9.94 billion spending plan which is driven by several policy goals to enhance Cook County's services by:

- Improving public health outcomes through expanded Medicaid coverage and investment in outpatient services to ensure vital health care access for the most vulnerable residents of Cook County.
- Fostering a justice system that focuses on reducing recidivism and pretrial detention by investing in violence prevention programs, electronic monitoring, I-bonds, and probationary and pretrial services.
- Providing economic development opportunities for historically marginalized and disinvested communities in suburban Cook County through job training programs, public infrastructure funding and affordable housing.
- Investing in highway and transportation infrastructure to ensure Cook County maintains its competitiveness as the Midwest's key distribution and logistics hub.
- Modernizing delivery of County services by investing in technology infrastructure to streamline operations across agencies and allowing residents to interact with County government electronically.
- Promoting a long-term plan for fiscal sustainability to address legacy liabilities and preserve essential public safety and public health services by reducing the County government's real estate footprint, meticulously managing health benefit costs and eliminating redundant programs.

FY2025 BUDGET AT A GLANCE



FY2025 BUDGET HIGHLIGHTS

SHORT-TERM FACTORS AFFECTING THE BUDGET

MAJOR DRIVERS OF THE OPERATING BUDGET

The economy grew more than expected over the past year and consumer spending remains strong, despite measures at the federal level to reduce inflation growth. However, these measures are being rolled back due to slowing inflation. As a result, interest rates are expected to drop and the housing market is expected to improve. Under the current economic outlook, the County's revenue forecasts assume inflationary pressures will continue to moderate and the region's economy will continue to grow but at a slower pace.

Sales tax revenue will continue to provide a significant source of funding for the General Fund. This revenue is anticipated to grow in FY2025, reflecting economic growth, as well as new state legislation expanding the County's sales tax base to include additional sales originating out-of-state. These increases will help offset expected reductions in business income tax revenues from the State of Illinois. Growth in other County taxes, such as amusements, hotel accommodations and parking, are expected to remain modest, reflecting stability following post-pandemic recovery.

In total, the annual FY2025 adopted budget for the Health Enterprise, General and Transportation Funds is \$7.62 billion, \$917.5 million or 13.7% higher than the FY2024 budget of \$6.70 billion. The growth is primarily attributable to higher managed care claims expenses due to CountyCare membership being higher than levels anticipated when the FY2024 budget was approved. In addition, the growth is partially driven by a midyear 5.0% cost of living adjustment (COLA) increase that ensures employee wages reach levels consistent with the higher inflation growth experienced over the past couple of years.

Expenses within the General and Transportation Funds are increasing by \$28.2 million from the FY2024 adopted budget. In addition to the midyear salary increases noted above, General Fund contributions to the pension fund will grow in FY2025 due to an increase in liabilities associated with higher-than-anticipated salaries for current employees. These increases are offset by the elimination of a one-time \$99.8 million transfer to the Annuity and Benefit Fund in FY2024 to implement a change in how the County funds its pension contributions.

The Health Fund's FY2025 adopted budget is \$889.3 million higher than the FY2024 adopted budget. The FY2024 adopted budget assumed a decrease in CountyCare membership as a result of the resumption of the redetermination process for Medicaid eligibility rolling out during the year. However, membership retention was higher than anticipated, resulting in an increase in forecasted CountyCare capitation revenues as well as managed care claim expense in FY2025 as compared to the FY2024 budget. Beyond salary increases across Cook County Health, other budgetary growth is being driven by increases in expenses for professional services and pharmaceutical usage.

IMPACTS OF STATE POLICY CHANGES

State legislative and administrative changes will impact the County's revenues during FY2025. The Personal Property Replacement Tax (PPRT), a state tax on business income, has experienced significant volatility over the past few years, driven by changes in policy as well as state administrative changes impacting the PPRT Fund. The County uses its 3.9% share of this revenue to fund a portion of its pension contributions and to support the General Fund. In FY2025, the State will allocate a lower proportion of business income tax revenue toward its PPRT Fund due to both changes to allocations as well as adjustments to reconcile prior year allocations. These changes are expected to lower the County's PPRT revenue by 29.4% as compared to FY2024, resulting in a \$33.2 million negative impact on the General Fund. Further reducing revenue, state Public Act 103-0671 allows private services to be process servers within Cook County, which is expected to reduce the fees received by the Sheriff's Office for this work.

These reductions are expected to be offset by the impact of new sales tax legislation. Public Act 103-0983 will close a loophole under which Illinois consumers pay the state use tax on certain out-of-state sales, rather than state and local sales taxes. The County is expecting an additional \$38.9 million during FY2025, representing a partial year impact to the County's sales tax revenue after it takes effect. In addition, the County's sales tax revenue is expected to increase due to Public Act 103-0592, which will limit the 1.75% discount on state and local sales taxes offered to retailers for costs of administration to a maximum of \$1,000 per month.

ECONOMICALLY SENSITIVE REVENUES

Cook County has a diverse revenue base, but expenditures rise over time due to inflationary pressures. Some expenses traditionally grow faster than inflation, such as medical trends for health benefits, annual cost increases on specialty medications, technology contracts and several other categories of expenditures. However, many critical revenue sources are declining over time or growing at rates below general inflation. These circumstances make structurally balancing the budget challenging and necessitate difficult decisions. Additionally, the Property Tax levy has not historically kept pace with inflation and the value of the gross property tax levy will continue to decline, net of inflation. Still, revenues are sufficient to meet expenses primarily because of the growth in the sales tax driven by robust consumer spending and the inclusion of additional sales from out-of-state retailers. Most General Fund revenues are economically sensitive, indicating that they could experience declines during an economic downturn. For this reason, it is critical that the County maintain sufficient levels of reserves in order to avoid having to raise taxes during a downturn in the economy.

Percent of Economically Sensitive Revenues in the FY2025 General Fund and Transportation Fund

401130-Non Retailer Trans Use Tax*	14,250,000
401150-County Sales Tax	1,207,056,500
401170-County Use Tax*	98,500,000
401190-Gasoline / Diesel Tax*	86,250,000
401210-Alcoholic Beverage Tax	37,540,000
401230-New Motor Vehicle Tax*	2,400,000
401350-Amusement Tax	44,900,000
401370-Parking Lot and Garage Operation*	51,000,000
401550-Hotel Accommodations Tax	38,250,000
Non-Economically Sensitive	892,752,325
Total	\$2,472,898,825
Percent Economically Sensitive	63.9%

*These revenues support expenditures allocated to the Transportation Fund, rather than the Public Safety Fund.

HOMEOWNER RELIEF FUND

In October 2024, Cook County approved a resolution creating a new one-time Homeowner Relief Fund to help address challenges faced by homeowners experiencing unexpected and substantial increases in their property tax bills. The FY2025 budget provides \$15.0 million for the new fund from the County's unassigned fund balance. The funding will be used for a program to provide one-time, unrestricted cash payments to eligible property owners.

RENEWABLE ENERGY INFRASTRUCTURE INVESTMENTS

Cook County's Clean Energy Plan goal is to use 100.0% renewable energy for electricity used at County owned and operated buildings by 2030. In FY2025, Cook County plans to invest \$15.0 million in infrastructure toward this goal through the installation of solar panels on County buildings. The County expects to be reimbursed for up to half of its costs through incentive programs instituted in the federal Inflation Reduction Act. Full utilization of these federal incentives will be made possible through leveraging the County's Infrastructure and Equipment Fund, which provides funding for capital projects without the use of debt. Beyond the incentives, these projects are anticipated to generate \$16.2 million in energy cost savings over the next 20 years. Compared to typical capital financing, the County will save up to \$19.2 million through upfront investment and receipt of these credits over the life of these installations.

AMERICAN RESCUE PLAN ACT (ARPA)

The American Rescue Plan Act provides \$1.90 trillion in stimulus to the national economy by the federal government. Cook County received more than \$1.00 billion through ARPA and managed a robust process to develop a responsible, comprehensive and equitable spending plan to use one-time ARPA resources to support both immediate recovery needs and long-term transformative initiatives. The FY2025 proposed budget includes \$9.9 million from the County's ARPA revenue loss allocation for short-term and one-time expenses to support County operations, together with over \$170.3 million for the fourth-year allocation to the County's planned community efforts. With investments in over 70 community initiatives, the County prioritizes programs that promote an equitable recovery for populations that have been historically disinvested in and/or disproportionately impacted by COVID-19. Some of the initiatives continuing or being implemented in FY2025 include:

- **Guaranteed Income Program** – Cook County launched the largest guaranteed income program in the country – a \$42.0 million initiative started in FY2022 that will provide recurring monthly unrestricted payments to 3,250 residents, selected through a lottery for two years to improve participants' long-term economic stability.
- **Medical Debt Relief** – Partnering with Undue Medical Debt (formerly RIP Medical Debt), Cook County will purchase and retire medical debt of income eligible patients of hospitals located within Cook County who are unable to cover their medical bills. The \$12.0 million program will retire an estimated \$1.00 billion in medical debt incurred during the eligibility period.
- **Behavioral Health Services** – To meet growing behavioral health needs of Cook County residents, CCH will transform its behavioral health footprint with \$74.0 million in funding to offer a robust menu of mental and behavioral health services and ensure accessibility to residents, including the creation of a new Department of Mental Health Services.
- **Violence Prevention** – The County has made community investments in violence prevention a central priority. Through five separate initiatives led by the Justice Advisory Council, \$114.8 million is being committed to address areas of focus like services for domestic violence victims and survivors, supportive housing for re-entry individuals and gun violence prevention/reduction.
- **Stormwater Management** – Partnering with the Metropolitan Water Reclamation District of Greater Chicago, Cook County will invest \$20.0 million to support stormwater management in communities that experience significant flooding, helping communities build climate resiliency.

- **Chicago Southland Fiber Network Expansion** – Focusing on south suburban communities with the highest Social Vulnerability Index scores in the State of Illinois, the County will invest \$10.0 million in the extension of broadband infrastructure in such communities, as well as add public WiFi access in certain anchor, educational and government institutions.
- **Municipal Capacity for Capital Improvements** – Leveraging current County staff and other partners, the County will provide technical assistance and \$20.0 million to suburban County communities for critical capital improvement and infrastructure projects.

Learn more about the ARPA initiatives on [Cook County's American Rescue Plan](#) website.

LONG-TERM STRATEGIC PLAN

Since Fiscal Year 2018, the Offices Under the President (OUP) have implemented the Cook County Policy Roadmap, a comprehensive, policy-driven strategic plan that aligns the work of OUP to six priority areas: health and wellness, economic and community development, criminal legal system reform, environmental sustainability, public infrastructure, and good governance. Over the past five years, OUP have launched numerous initiatives outlined in the original plan while adapting and responding to emerging needs with innovative programs. In FY2023, OUP completed a full review and revision of the Policy Roadmap to reflect on its achievements over the past five years and refine the strategic alignment and direction for the next four years. The Policy Roadmap 2024-2027 was published in December 2023.

Like its first iteration, the Policy Roadmap 2024-2027 aims to institutionalize reforms and ensure they provide long-lasting benefits to Cook County residents. It retains the original six pillars and many of the same goals, objectives, and strategies, with a continued focus on the values of equity, engagement and excellence. Also like the previous Policy Roadmap, improving outcomes for residents through this policy framework requires continuous coordination and collaboration between OUP, separately elected Cook County officials and other partners.

FY2025 POLICY GOALS

EQUITY FUND

To address historic disparities and disinvestments in Black, Latino/e, and other marginalized communities and to advance racial equity, the County has taken important steps to establish an Equity and Inclusion Fund ("Equity Fund"), which is a part of Cook County's equity-based investments totaling nearly \$120.0 million since FY2021. Since the establishment of the Equity Fund, the Office of the President, in collaboration with the Equity Fund Taskforce, has worked diligently to design and implement 25 Equity Fund systems-level recommendations and initiatives to address historical and continued disparities and disinvestment. Recognizing the ongoing need of this important work, effective FY2024, Cook County designated its Casino Tax as a sustainable revenue source to support the ongoing work of the Equity Fund Taskforce and for those equity-specific initiatives currently funded by ARPA funding.

In FY2025, the County is proposing \$124.7 million, which includes the carryover of previous years' allocations, to continue addressing structural inequities. The County will not only continue to implement the recommendations identified by the Taskforce but also address community safety through gun violence prevention grants and returning resident grants. Cook County will also administer the scaling of Community Violence Intervention (CVI) strategies and investments in partnership with the Government Alliance for Safe Communities (GASC), an unprecedented collaboration between leaders at the State of Illinois, City of Chicago and Cook County. The County cannot alone solve the many systemic issues that underly the inequities across the region, but with its Equity Fund, Taskforce and stakeholder partners, it is well on its way to foster innovative and transformative solutions to help improve the lives of those most impacted.

HEALTHY COMMUNITIES

Cook County is committed to improving the health and well-being of all residents by ensuring access to healthcare services as well as addressing the social drivers of health, such as housing instability, food insecurity, access to transportation and the physical environment. Through collaboration and partnership with government agencies, community-based organizations and healthcare providers, the County aims to reduce residents' barriers to accessing and integrating health services and advance policies and programs that promote healthy, active lifestyles and communities. These programs include access to adequate and safe housing; behavioral health services; healthy affordable food; health and wellness work centers; healthy physical environments and recreational spaces; and quality employment opportunities for residents.

In FY2025, Healthy Communities will build on this work by:

- Addressing gaps in access to behavioral healthcare through its new Crisis Stabilization and Triage Center at Provident, opening a new community health center in Bronzeville, accessing funds from the Opioid Mediation and Abatement Fund and submitting proposals to the State to expand opioid substance abuse disorder programs.
- Implementing the 1115 waiver to leverage managed care infrastructure and the electronic medical record to address social risk factors and improve patient health.
- Developing the physician referral network, increasing surgical volumes, and opening an observation unit at the Provident.
- Building up the grant and research infrastructure to further the organization's history of advancing medical care.

VITAL COMMUNITIES

Cook County represents the core of the region's jobs, businesses, and productivity. While our economy is diverse, inequities persist, particularly in communities that have experienced historic disinvestment. The County aims to address these inequities by promoting innovative and entrepreneurial approaches to economic growth that prioritize jobs, support small businesses, and promote economic security and mobility for residents in historically marginalized communities. Vital Communities work is led by the Bureau of Economic Development (BED). It is supported by the Chicago Cook Workforce Partnership, Cook County Land Bank Authority, and the Housing Authority of Cook County, among other departments.

In FY2025, Vital Communities will build on this work by:

- Implementing economic development programs that build resiliency and help the region thrive, paired with sector initiatives to support growing sectors with good jobs as well as sectors that were adversely impacted by COVID-19.
- Supporting community development to improve equity and capacity building by implementing programs such as the Community Information Exchange (CIE) and small business advising.
- Collaborating with partner agencies to align federal resources and identify additional funding, resources and existing tools to enable investments in affordable housing, renter assistance, increasing homeownership and supporting residents experiencing homelessness.

SAFE AND THRIVING COMMUNITIES

Creating safe, thriving communities and an equitable and fair legal system for all of Cook County's residents requires continued advocacy for safe, sustainable reforms and community-based programs that address the root causes of crime and violence. Cook County facilitates and invests in comprehensive and coordinated planning and implementation to proactively address violence and improve safety in highly impacted communities. The County also works to align investments and strategies to prioritize the needs of individuals involved in the criminal legal system and promote alternatives to detention. It is a priority for the County to inform criminal legal system decision-making by improving collection, analysis, interagency sharing and public release of legal systems-related data. Safe and Thriving Communities work is led by the Justice Advisory Council (JAC).

In FY2025, Safe and Thriving Communities will build on this work by:

- Advancing JAC's grantmaking and management both in personnel and available grant funding for community-based violence prevention and reduction and re-entry services for individuals returning from incarceration.
- Building on community engagement strategies and its grantee network with a participatory process that shapes investment strategies and legislative initiatives. This will focus on identifying disparities and advancing racial equity and criminal legal system reform.
- Providing comprehensive public-facing information, evaluative data and related metrics, education, and awareness of criminal legal system reform efforts to community stakeholders and residents.
- Leading and sustaining successful interagency, intergovernmental and civic collaboration in support of criminal pretrial system and juvenile justice system reform.

SUSTAINABLE COMMUNITIES

Sustainable Communities have clean air and water, equitable access to green spaces, and a commitment to using resources efficiently and reducing waste. Protecting the environment is key. Cook County is home to numerous waterways, forests, and prairies, requiring us to be responsible stewards of our natural areas, and to support the health of ecosystems and residents.

Despite significant improvements in air and water quality, our industrial heritage, as well as the concentration of people, development, and transportation have had a disproportionate impact on many communities. Sustainable Communities are collaborative, calling for all of us to collectively evaluate climate change impacts and natural hazards, build resilience, and remedy environmental injustices. This is done through addressing the County's own emissions, investing in clean energy and green jobs, and bolstering residents and municipalities with resiliency support. Sustainable Communities work is led by the Department of Environment and Sustainability (DES), Bureau of Asset Management (BAM), Department of Emergency Management and Regional Security (DEMRS), Department of Planning and Development (DPD), and Department of Transportation and Highways (DoTH), and is supported by the Cook County Land Bank Authority and Cook County Forest Preserve District.

In FY2025 Sustainable Communities will build on this work by:

- Promoting a built and natural environment that fosters climate-resilient communities by supporting the development of resilience hub facilities and municipal climate resiliency plans.
- Expanding public Electric Vehicle (EV) charging station infrastructure throughout the County to improve accessibility in areas where it is currently difficult to charge.
- Offering residential improvements for health and efficiency through the Healthy Homes for Healthy Families, a program that provides free whole-home upgrades to suburban Cook County families.

CONNECTED COMMUNITIES

Cook County is committed to providing innovative infrastructure programs that will connect people and communities to increase equity, support economic growth, and improve residents' quality of life. By supporting communities with drinking water, storm water and sewer projects and investing in sustainable transportation, Cook County will increase regional accessibility and connectivity while supporting an equitable and growing economy. Additionally, providing equitable and safe access to digital infrastructure, devices and skills for County residents will provide increased opportunities to connect and grow. Connected Communities work is led by the DoTH, Office of the President (OOP), BAM, DES and Bureau of Technology (BOT).

In FY2025 Connected Communities will build on this work by:

- Building on an existing fiber expansion project, bringing high-speed broadband to many new residents and institutions in the south suburbs.
- Advancing a federally funded Highway Safety Improvement Program project to significantly reduce traffic fatalities and serious injuries at intersections with a history of severe crashes.
- Continuing to develop municipal capacity to deliver infrastructure projects through the Build Up Cook program.

OPEN COMMUNITIES

For Cook County's policies to be effective, they must be built upon a foundation of good governance. Therefore, the sixth policy pillar focuses on achieving excellence in County operations by prioritizing transparency and accountability, investing in its workforce and continuously improving the effectiveness of services. Open Communities' work is centered on ensuring that Cook County provides responsive, transparent and accessible services for residents, municipalities, organizations and businesses, attracts and retains a thriving and diverse professional workforce, and responsibly stewards taxpayer dollars through sound and innovative fiscal management practices. This work is led by the Bureau of Administration (BOA), Bureau of Finance (BOF), Bureau of Human Resources (BHR), BOT and OOP.

In FY2025 Open Communities will build on this work by:

- Developing a community engagement strategy to center community members in planning and decision-making.
- Supporting emergency preparedness planning in suburban municipalities.
- Continuing to identify and implement new technologies to enhance operations internally and externally.

TOTAL REVENUE

Cook County receives revenues from several sources: Property Taxes, Home-rule Taxes (including Sales Tax), fees and revenues generated through CCH. Additional revenues are provided through grants, dedicated Special Purpose Funds as well as miscellaneous and intergovernmental revenues. Countywide revenues for FY2025 are budgeted at \$9.94 billion, which is composed of Health Enterprise revenue at \$4.91 billion or 49.4%; Sales Tax revenue at \$1.21 billion or 12.1%; Property Tax revenue at \$836.3 million or 8.4%; Personal Property Replacement Tax revenue and other tax and fee revenues at \$1.03 billion or 10.3%; Grants and Intergovernmental revenues at \$519.5 million or 5.2%; Debt proceeds at \$333.8 million or 3.4%; and Miscellaneous and other revenues at \$1.11 billion or 11.1%.

The total revenue for the Cook County General and Health Enterprise Funds, which are the two main operating funds, is \$7.37 billion, a \$913.5 million increase, or 14.2%, over the FY2024 appropriation. The total revenue increase for CCH of \$889.3 million is primarily driven by an increase in CountyCare revenues. General Fund revenues increased by \$24.2 million above the FY2024 appropriation. Accounting for one-time revenue from the General Fund unassigned fund balance, however, the General Fund base revenue such as the County Sales Tax, investment income, and Fees and Licenses is anticipated to grow in FY2025 compared to FY2024 budget.



TOTAL EXPENDITURES


Countywide adopted expenditures of \$9.94 billion are allocated to Cook County's five service areas: Health Care, Public Safety, Property and Taxation, Economic Development, and Finance and Administration. Additionally, operating expenses, such as building utility payments and technology maintenance costs, are categorized as Administrative Overhead. Debt service payments on Cook County's outstanding bonds and the County's employer contribution for pensions are also major expenditures.

The two largest service areas are Healthcare and Public Safety, representing 74.8% of the adopted operating budget when capital, debt service and pension-related payments are excluded. The remaining areas—Finance and Administration, Economic Development, Property and Taxation and Administrative Overhead—account for \$1.45 billion of total expenditures. In FY2025, Annuity and Benefit allocations to the Pension Fund are \$568.3 million, which consists of \$223.3 million in payments from the property tax and \$345.0 million in General Fund payments. Beyond that, capital project expenditures are budgeted at \$666.3 million and debt service payments are allocated to be \$312.7 million.

FY2025 adopted expenses for the Cook County General and Health Enterprise Funds are \$7.37 billion, which is a \$913.6 million increase in total expenses over the prior year. The FY2025 Health Enterprise Fund is increasing by \$889.3 million compared to FY2024, primarily attributable to a \$676.8 million increase in forecasted managed care claims. The FY2025 General Fund, on the other hand, increases by just \$24.2 million (1.1%) over FY2024, largely driven by a 5.0% cost of living adjustment (COLA) and increase in the General Fund contribution to the Annuity and Benefit Fund. The General Fund increase would be larger if not for a reduction of transfers from the General Fund into Special Purpose Funds, including the elimination of a \$99.8 million contribution to the Annuity and Benefit Fund. The total positions budgeted within the FY2025 General Fund are 14,459, which, compared to 14,395 in the FY2024 appropriation, represents a 0.4% increase.

WHERE THE DOLLARS GO

Total Dollar Amount: **\$9.94 Billion**



SUMMARY OF REVENUE AND EXPENDITURE BY SOURCES, USES AND FUND

Revenues of \$9.94 billion are appropriated into five major governmental funds of \$3.06 billion, three non-major governmental funds of \$1.74 billion and one proprietary fund of \$5.15 billion. The General Fund and Health Enterprise Fund are the two main operating funds accounting for 74.1% of the total adopted appropriation. The adopted budget includes the Annuity and Benefit Fund budget of \$223.3 million, to which the General Fund will contribute an additional \$345.0 million. This will fund retiree healthcare costs and the remainder of the actuarially-determined contribution. A total of \$465.7 million will be transferred into the Self-Insurance Fund from the General Fund, Health Enterprise Fund, Special Purpose Funds and Election Fund for employee insurance benefits and reserves for future settlements.

Revenues and Sources	Major Governmental Funds					Non-Major Governmental Funds			Proprietary Fund	Total Revenue
	General Fund	Self-Insurance Fund	Annuity & Benefits Fund	Capital Projects Fund	Debt Service Fund	Special Purpose Fund	Grant Funds	Election Fund	Health Enterprise Fund	
Property Taxes*	\$184.6		\$183.3	\$20.0	\$259.6			\$31.1	\$157.7	\$836.3
Personal Property Replacement Tax	\$40.0		\$40.0							\$80.0
Sales Tax	\$1,207.1									\$1,207.1
Non Property Taxes	\$250.9					\$72.6				\$323.4
Transportation Home Rule Taxes						\$252.4				\$252.4
Fees	\$184.8					\$60.8				\$245.6
Health Enterprise Revenue									\$4,910.0	\$4,910.0
Intergovernmental Revenues	\$83.1					\$1.3				\$84.4
Miscellaneous Revenues	\$109.5					\$17.4			\$73.0	\$199.9
Debt Proceeds				\$333.8						\$333.8
Grants							\$435.1			\$435.1
Motor Fuel Tax						\$126.0				\$126.0
Other Sources and (uses)	\$160.5			\$1.8		\$740.9			\$4.9	\$908.1
Sub Total:	\$2,220.5	\$0.0	\$223.3	\$355.6	\$259.6	\$1,271.4	\$435.1	\$31.1	\$5,145.6	\$9,942.0
Transfer out	-\$786.0					-\$16.1		-\$1.7	-\$131.9	-\$935.7
Transfer in		\$465.7	\$345.0			\$125.0				\$935.7
Total:	\$1,434.5	\$465.7	\$568.3	\$355.6	\$259.6	\$1,380.3	\$435.1	\$29.4	\$5,013.6	\$9,942.0

Expenditures and Uses	Major Governmental Funds					Non-Major Governmental Funds			Proprietary Fund	Total Expenditures
	General Fund	Self-Insurance Fund	Annuity & Benefits Fund	Capital Projects Fund	Debt Service Fund	Special Purpose Fund	Grant Funds	Election Fund	Health Enterprise Fund	
Offices Under the President	\$221.1					\$601.3	\$261.9			\$1,084.2
CC Board of Commissioners	\$10.5					\$0.0				\$10.5
CCH						\$50.9	\$55.2		\$5,099.2	\$5,205.3
Assessor	\$35.0					\$4.7				\$39.6
Board of Review	\$21.2									\$21.2
Board of Election Commissioners								\$1.1		\$1.1
Chief Judge	\$280.0					\$11.6	\$19.6			\$311.2
Clerk of the Circuit Court	\$102.4					\$19.2				\$121.6
County Clerk	\$20.2					\$14.7	\$2.5	\$30.0		\$67.4
Public Administrator	\$1.9									\$1.9
Public Defender	\$95.8					\$1.0	\$0.1			\$96.8
Sheriff	\$555.3					\$6.3	\$29.3			\$590.9
States Attorney	\$131.8					\$4.1	\$53.8			\$189.8
Treasurer	\$0.7					\$15.9				\$16.6
Inspector General	\$2.8									\$2.8
Veteran Assistance Commission	\$2.7									\$2.7
Transportation						\$252.4				\$252.4
Fixed Charges	\$735.3								\$41.5	\$776.8
Annuity and Benefits			\$223.3							\$223.3
Bond Principal and Interest payment					\$259.6					\$259.6
Capital Projects	\$4.0			\$355.6		\$289.2	\$12.6		\$4.9	\$666.3
Sub Total:	\$2,220.5	\$0.0	\$223.3	\$355.6	\$259.6	\$1,271.4	\$435.1	\$31.1	\$5,145.6	\$9,942.0
Transfer out	-\$786.0					-\$16.1		-\$1.7	-\$131.9	-\$935.7
Transfer in		\$465.7	\$345.0			\$125.0				\$935.7
Total:	\$1,434.5	\$465.7	\$568.3	\$355.6	\$259.6	\$1,380.3	\$435.1	\$29.4	\$5,013.6	\$9,942.0

FUND BALANCE STATEMENT

It is Cook County's policy to maintain a prudent level of financial resources to protect against reducing service levels or raising taxes and fees due to temporary cyclical revenue shortfalls or unpredicted one-time expenditures. Cook County recognizes that financial reserve funds provide the flexibility to respond to unexpected circumstances that may help the County achieve its long-term fiscal objectives.

Should an unforeseen event beset the County that warrants the use of the fund balance, and should this use of fund balance cause it to dip significantly below the targeted level, the County will take steps to both ensure expenditures, to the extent possible, are adjusted to reflect the new economic reality and to develop a plan to replenish the General Fund's fund balance over the next one to three years as necessary to return the balance to its targeted level.

FUND BALANCE USES

The County has a General Fund balance totaling \$1.46 billion as of year-end FY2023. Over the past several years, the County has reserved \$592.2 million of this balance to ensure funds are available in the future for fulfilling County priorities. Past assignments, detailed in the table below, illustrate a commitment toward mitigating financial risk around the County's Self-Insurance Fund, Pension Fund contributions, as well as its health system. Additionally, funds have been assigned to the Infrastructure and Equipment Fund and the Equity Fund to address emergent needs, invest in priority initiatives and fund capital projects. Finally, an ARPA sustainability reserve will be used for maintaining various ARPA programs starting in FY2027, with the goal of phasing out reliance on the reserve by FY2031. The remaining \$856.7 million in FY2023 General Fund balance is unassigned and can be used according to the County's financial policies, excluding the \$115.8 million in the self-insurance account.

General Fund Balance Assignments as of FY2023

	FY2023 Ending General Fund Balance
Pension Stabilization Fund	180,000,000
Infrastructure and Equipment Fund	80,000,000
Cook County Health Reserve	50,000,000
Equity Fund	89,277,872
Special Project	7,279,577
Self-Insurance Fund Reserve	26,000,000
ARPA Program Sustainability Reserve	158,800,000
Maternal Objectives Management	812,239
Subtotal Assigned Fund Balance	\$592,169,688
Unassigned Fund Balance*	762,363,874
Total General Fund Balance**	\$1,354,533,562

*Excludes Self Insurance Account and includes Transportation Related Home Rule Taxes Fund

**Excludes Prepaid items

FUND BALANCE TARGET RANGE

Cook County's financial reserve policy is to maintain an unassigned fund balance in the General Fund of no less than two months of the year's audited General Fund operating expenditures ("floor"). If the unassigned fund balance should exceed the three-month level ("ceiling"), the County can use these funds to pay for non-recurring expenses, outstanding liabilities (i.e. pension obligations, Other Post-Employment Benefits (OPEB), or bonded debt), or transfer it to a committed or assigned fund balance the following fiscal year, in accordance with the appropriate level of approval required within the fund balance

policy. This policy conforms with the Government Finance Officers Association's best practices. The table below illustrates the two-month General Fund expenditure level floor for FY2023 and a projection for FY2024. At the end of FY2024, Cook County's unassigned fund balance is projected to remain above the targeted reserve level of two months.

Fund Balance Target Range

	FY2023 Audited	FY2024 Estimated
General Fund Expenditures*	2,208,092,943	2,387,652,139
General Fund Unassigned Balance	762,363,874	761,174,913
General Fund Balance Floor	368,015,491	397,942,023
Balance minus Floor	394,348,384	363,232,890
General Fund Balance Ceiling	552,023,236	596,913,035
Balance minus Ceiling	\$210,340,638	\$164,261,878

*Excludes Self Insurance Account and includes Transportation Related Home Rule Taxes Fund

The policy allows for the assignment or appropriation of any excess unassigned fund balance from the prior fiscal year (FY2023) if the projected unassigned fund balance will not fall below the floor in the upcoming fiscal year (FY2025). After making assignments and transfers of General Fund balance above the FY2023 ceiling, the unassigned ending fund balance projection is \$550.8 million for FY2025. This balance remains above the FY2025 floor amount of \$412.1 million. Thus, in accordance with the fund balance policy, the County will use the amount over the FY2023 fund balance ceiling for both non-recurring expenses and assignments for specific purposes. The following table outlines the assignment or transfer of \$210.3 million, bringing the unassigned fund balance back to the FY2023 ceiling.

General Fund Unassigned Fund Balance Plan

FY2024 Fund Balance Assignments

Pension Stabilization Fund	20,000,000
Self-Insurance Fund Reserve	29,847,563
Total Assigned Fund Balance	\$49,847,563

FY2025 Unassigned Fund Balance Transfers

Disaster Response and Recovery Fund	50,000,000
Infrastructure and Equipment Fund	41,067,468
General Fund	42,100,000
Homeowner Relief Fund	15,000,000
Cook County Land Bank	12,325,607
Total Transferred Fund Balance	\$160,493,075

Total Transfers and Assignments from Unassigned Fund Balance **\$210,340,638**

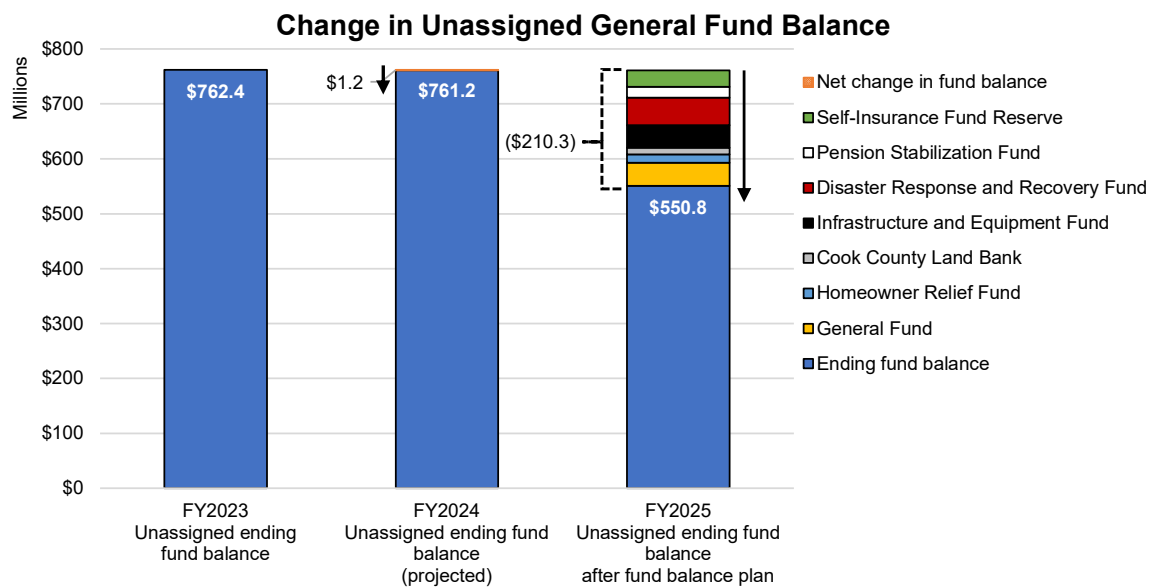
FY2025 unassigned fund balance after transfers and assignments

General Fund expenditures*	2,472,898,825
Projected ending unassigned fund balance	550,834,275
General Fund balance floor	412,149,804
Variance (Balance minus floor)	\$138,684,471

*Includes Transportation Related Home Rule Taxes Fund

The plan provides for the transfer of up to \$50.0 million to the Disaster Response and Recovery Fund and \$12.3 million to the Cook County Land Bank Authority as part of a three-year plan that began in FY2023 to subsidize operational expenditures. The plan also provides a transfer of \$15.0 million to the newly created Homeowner Relief Fund aimed at providing payments to property owners who have experienced sharp increases in their property tax bills. Additionally, \$41.1 million will be transferred to the Infrastructure and Equipment Fund to support several capital projects without debt financing, including funding for renewable energy projects and replacing computers past their useful life.

As part of this plan, the General Fund would retain \$42.1 million in transfers from the unassigned ending fund balance, with \$20.0 million going to targeted economic development investments and \$22.1 million used to offset higher than projected pension contributions, which total \$573.0 million in FY2025. Prior actuarial projections did not include salary increases approved during FY2025, which increased the cost of contributions for current employees as well as unfunded liabilities. This transfer would ensure that we are contributing toward these liabilities, pursuant to our policies. Lastly, \$64.8 million will be assigned to reserve funds to mitigate the financial risk associated with unanticipated costs. The additional \$20.0 million assigned to the Pension Stabilization Fund and \$29.8 million assigned to the Self-Insurance Fund Reserve could be used in the future to offset unexpected pension contribution increases or settlement costs, respectively.



FUND DESCRIPTIONS

Cook County's operations are funded primarily through the General Fund and the Health Enterprise Fund. In addition to the General Fund and Health Enterprise Fund, the County utilizes special purpose funds that have revenues, generally fees, dedicated for a specific purpose. Significant special purpose funds include: GIS Fee Fund, American Rescue Plan Act (ARPA) Fund, Equity Fund, COVID-19 Federal Programs Fund, Transportation Fund, and several automation funds that impact different County agencies.

MAJOR GOVERNMENTAL FUNDS

GENERAL FUND: The Corporate and Public Safety Funds together make up Cook County's General Fund.

- The Corporate Fund includes most of the property tax related functions of County government on behalf of underlying jurisdictions, as well as general administrative functions of Cook County. It funds such agencies as the County Assessor, County Treasurer, County Clerk, Board of Review, Veterans Assistance Commission of Cook County, and the various Offices under the President as well as most of the centralized Countywide costs in the Administrative Overhead accounts.
- The Public Safety Fund is comprised of Cook County's criminal justice system: jails, courts and related programs. Agencies in this fund include: Sheriff's Office, State's Attorney's Office, Public Defender's Office, Clerk of the Circuit Court and Office of the Chief Judge, including the Juvenile Temporary Detention Center.

SELF-INSURANCE FUND: Cook County administers a self-insurance program for health insurance as well as all risks, including workers' compensation, medical malpractice, auto and general liability and other liabilities subject to certain stop-loss provisions.

ANNUITY AND BENEFIT FUND: The County Employees' and Officers' Annuity and Benefit Fund is a single defined benefit, single employer pension and other post-employment benefits plan established by Illinois Compiled Statutes (Chapter 40, Acts 5/9 and 5/10).

CAPITAL PROJECTS FUND: Capital Projects Fund expenditures are used to fund capital projects like infrastructure and technology improvements.

DEBT SERVICE FUND: Cook County's Debt Service Fund is utilized for General Obligation debt service payments.

NON-MAJOR GOVERNMENTAL FUNDS

SPECIAL PURPOSE FUND: Special Purpose Funds are established for a specific and dedicated purpose and are intended to be self-balancing.

GRANT FUND: Cook County receives grant funds from federal, state and private agencies for a variety of direct and indirect services provided under various program areas.

ELECTION FUND: The Election Fund was established to pay for the costs of elections under the jurisdiction of the County Clerk and the Chicago Board of Election Commissioners. The fund's revenues are derived from property taxes levied for this purpose and interest earned on investments.

ENTERPRISE (PROPRIETY) FUNDS

Health Enterprise Fund: The Health Enterprise Fund receives revenue from the health system operations and supports Stroger Hospital, Provident Hospital, Cermak Health Services, Ambulatory/Community Health Network Clinics, Ruth M. Rothstein CORE Center, and Health Plan Services (HPS - consisting of the health system's CountyCare programs); along with a tax allocation to support Public Health and Correctional Health operations.



REVENUE ESTIMATE

The FY2025 adopted revenue estimate for Cook County is \$9.94 billion, which is a \$680.3 million, or a 7.3% increase, from the FY2024 adopted budget of \$9.26 billion. The biggest driver of this favorable variance is an increase of \$889.3 million in the Health Enterprise Fund, which is offset to some extent by a reduction of the estimated revenues in Special Purpose Funds. The revenue growth within the Health Enterprise Fund is mostly attributable to a \$682.7 million increase in CountyCare Per Member Per Month (PMPM) revenues. FY2025 General Fund revenue is expected to be \$24.2 million higher than the FY2024 appropriation. Accounting for the General Fund balance usage, General Fund base revenues are expected to grow by \$106.7 million in FY2025, driven by an anticipated increase in County Sales Tax revenue along with miscellaneous revenues.

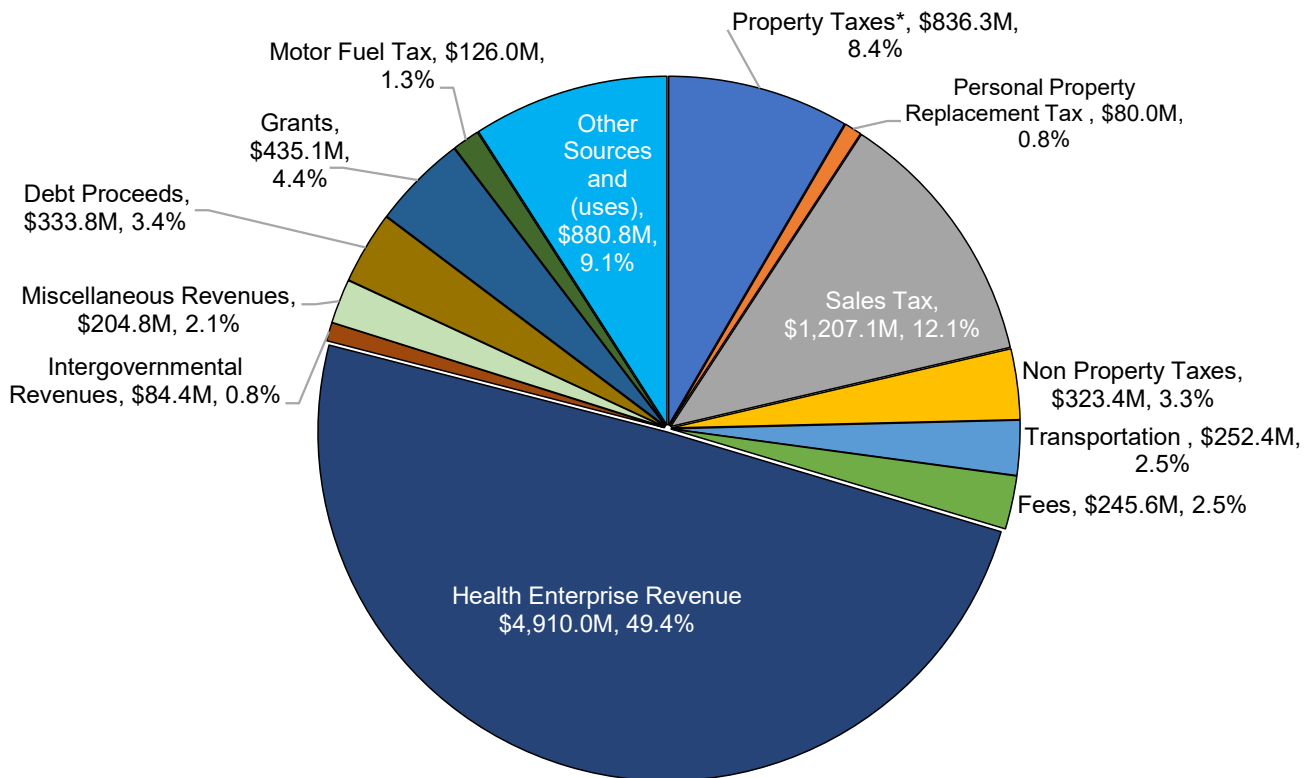
The total funding of \$9.94 billion in FY2025 is appropriated into five Major Governmental Funds at \$3.06 billion, three Non-Major Governmental Funds at \$1.74 billion and one Proprietary Fund at \$5.15 billion.

The General Fund and Health Enterprise Fund are the two main operating funds, accounting for 74.1% of the total proposed budget at \$7.37 billion. The Capital Projects Fund totals \$355.6 million, or 3.6%, while the remaining \$2.20 billion, or 22.3%, funds the County Employees' and Officers' Annuity and Benefit Fund, Debt Service Fund, various Special Purpose Funds, Grant Funds and Election Fund.

TOTAL FUNDING SOURCES AND ALLOCATIONS

The County uses a fund accounting system to present the financial position and the results of operation for each fund. It is also designed to provide budgetary control over the revenues and expenditures of each fund. Separate funds are maintained for the purpose of segregating various types of governmental activities. Each fund is an independent fiscal and accounting entity made up of a self-balancing set of accounts containing all transactions affecting that fund.

FY2025 Revenue by Source and Allocation



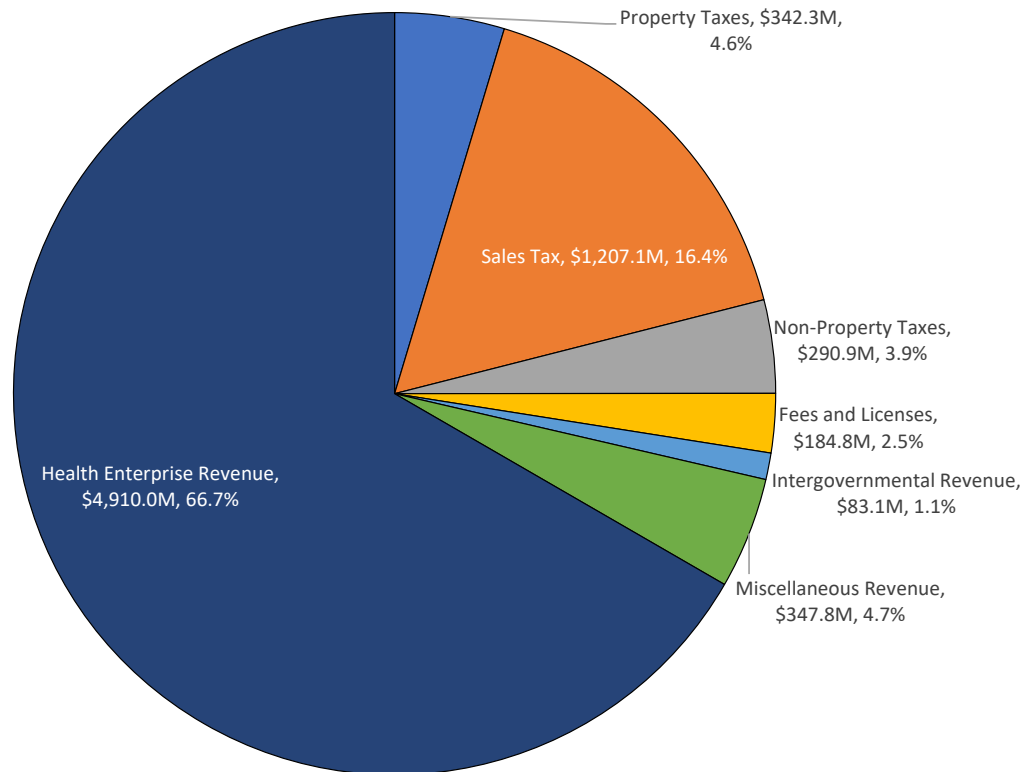
FISCAL YEAR 2025 FUNDING SOURCES AND ALLOCATIONS										
Funding Sources	Major Governmental Funds					Non-Major Governmental Funds			Proprietary Fund	Total
	General Fund	Self Insurance Fund	Annuity & Benefits Fund	Capital Projects Fund	Debt Service Fund	Special Purpose Fund	Grant Funds	Election Fund	Health Enterprise Fund	
Property Taxes	\$184.6	-	\$183.3	\$20.0	\$259.6	-	-	\$31.1	\$157.7	\$836.3
Personal Property Replacement Tax	\$40.0	-	\$40.0	-	-	-	-	-	-	\$80.0
Sales Tax	\$1,207.1	-	-	-	-	-	-	-	-	\$1,207.1
Non Property Taxes	\$250.9	-	-	-	-	\$72.6	-	-	-	\$323.4
Transport	-	-	-	-	-	\$252.4	-	-	-	\$252.4
Fees	\$184.8	-	-	-	-	\$60.8	-	-	-	\$245.6
Health Enterprise Revenue	-	-	-	-	-	-	-	-	\$4,910.0	\$4,910.0
Intergovernmental Revenues	\$83.1	-	-	-	-	\$1.3	-	-	-	\$84.4
Miscellaneous Revenues	\$109.5	-	-	-	-	\$17.4	-	-	\$73.0	\$199.9
Debt Proceeds	-	-	-	\$333.8	-	-	-	-	-	\$333.8
Grants	-	-	-	-	-	-	\$435.1	-	-	\$435.1
Motor Fuel Tax	-	-	-	-	-	\$126.0	-	-	-	\$126.0
Other Sources and (uses)	\$160.5	-	-	\$1.8	-	\$740.9	-	-	\$4.9	\$908.1
Total	\$2,220.5	\$-	\$223.3	\$355.6	\$259.6	\$1,271.4	\$435.1	\$31.1	\$5,145.6	\$9,942.0

GENERAL AND HEALTH ENTERPRISE FUNDS

Revenues are estimated for budgetary purposes through analysis of historical, demographic, micro-economic, macro-economic and regulatory trends. For major tax-based revenues, economic forecasting models are applied to account for the impact of the national and local economy.

The County's FY2025 General Fund and Health Enterprise Fund revenue is budgeted at \$7.37 billion, approximately \$913.5 million, or 14.2% above the FY2024 budgeted revenue of \$6.45 billion. The adopted FY2025 General Fund budget shows a net increase of \$24.2 million above the FY2024 budget to \$2.22 billion. Accounting for one-time revenue from the unassigned fund balance, however, General Fund base revenue from sources such as the County Sales Tax, investment income, and Fees and Licenses is anticipated to grow in FY2025 by \$106.7 million compared to FY2024 base revenue.

FY2025 Revenue by Source



GENERAL AND HEALTH ENTERPRISE FUND 5 YEAR SUMMARY

Revenue by Source	Actuals	Actuals	Actuals	Projection	Adopted
	FY2021	FY2022	FY2023	FY2024	FY2025
Property Taxes	347,616,813	322,034,702	443,361,201	339,614,265	342,349,416
Sales Tax	861,610,924	1,059,602,538	1,126,424,347	1,137,824,758	1,207,056,500
Non-Property Taxes	499,425,155	652,665,268	365,037,569	313,932,297	290,853,600
Fees and Licenses	254,234,829	298,231,183	210,840,993	220,735,528	184,840,682
Intergovernmental Revenue	73,636,497	86,286,149	75,121,881	71,670,173	83,134,038
Miscellaneous Revenue	40,062,925	79,379,547	101,777,088	400,954,602	347,845,549
Health Enterprise Revenue	3,753,589,142	4,648,184,923	5,042,073,303	4,764,513,722	4,909,975,076
Total	\$5,830,176,285	\$7,146,384,310	\$7,364,636,382	\$7,249,245,345	\$7,366,054,861

The Corporate Fund is one of the general operating funds of the County. This fund includes the majority of the property tax-related functions of County government on behalf of underlying jurisdictions, as well as general administrative functions of the County. It funds such agencies as the County Assessor, County Treasurer, County Clerk, Board of Review and the various Offices under the President. It also includes an actuarial based pension appropriation of \$345.0 million. The Corporate Fund derives most of its revenue from departmental fees and the County Sales Tax.

The Public Safety Fund, also one of the County's general operating funds, is composed of the County's criminal justice system and certain departments responsible for both ensuring aspects of public safety (i.e., jails, courts and related programs), and for administering laws related to vehicles and transportation. Agencies in this fund include the Sheriff's Office, State's Attorney's Office, Public Defender's Office, Office of the Chief Judge and the Clerk of the Circuit Court. The revenue supporting this fund is mostly derived from the property tax levy, departmental fees and non-property taxes such as the County Sales Tax, Alcoholic Beverage Tax and Amusement Tax.

The Health Enterprise Fund encompasses the County's public health care system. Contained within this fund are the Department of Public Health, Stroger Hospital, Provident Hospital, Cermak Health Services, Ambulatory/Community Health Network Clinics and Health Plan Services, which includes CountyCare. The Health Enterprise Fund receives the majority of its revenue from per-member-per-month Medicaid Managed Care revenue, patient fees (Medicaid, Medicare, other third party and private payers), Disproportionate Share Hospital payments (DSH), payments from the Benefits Improvement and Protection Act (BIPA), and tax revenues in the form of an annual tax allocation for operations from the property tax levy. Additional local taxpayer funds are also used for debt service on bonded debt for health system facilities and health system employee pension costs that are not accounted for in the Health Enterprise Fund.

REVENUE FROM PROPERTY TAX

The County's total property tax levy is made up of two basic components: 1) the base property tax levy and 2) estimated revenue from expiring incentives, expired Tax Increment Financing (TIF) districts and new property construction. As TIF districts and incentives expire, the County recognizes additional property tax revenue without increasing property taxes for Cook County taxpayers on a real (net of inflation) or nominal basis, absent any offsetting reduction in property removed from the tax roll. Similarly, the addition of new property through construction and economic activity allows the County to generate additional revenue without increasing property taxes for existing taxpayers in the same manner.

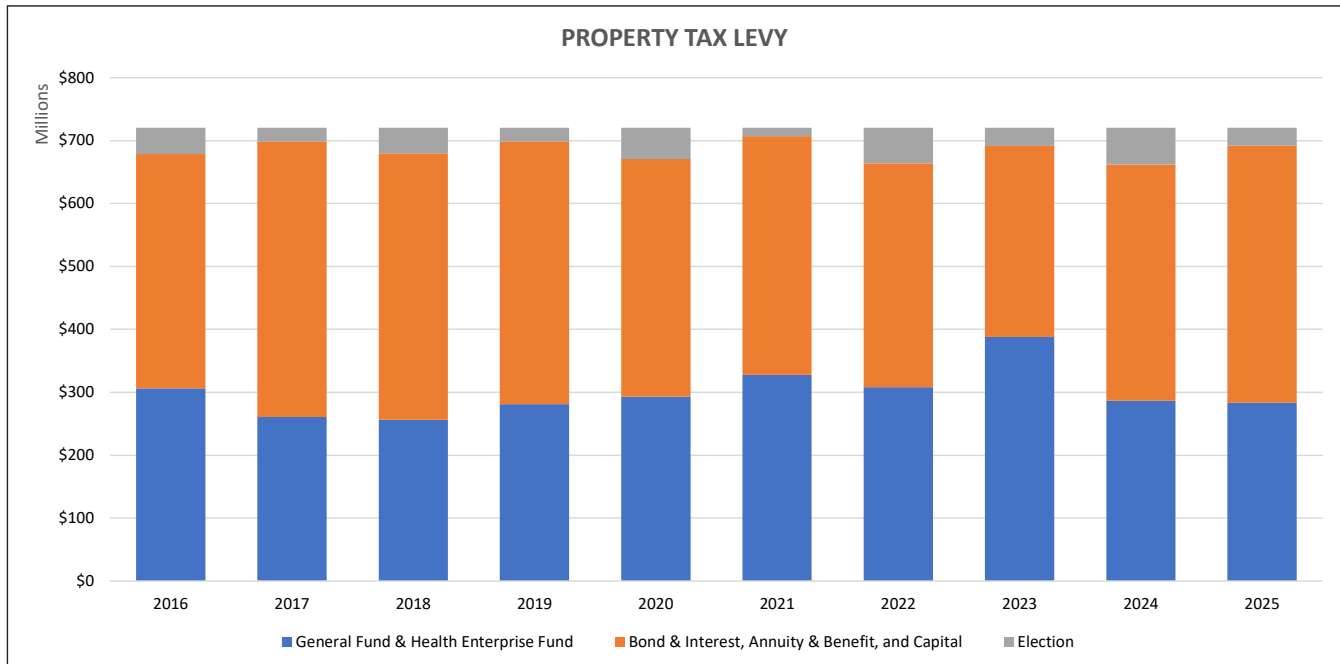
The County's 2025 base property tax levy continues to be \$720.5 million. This base property tax levy established by the County Board of Commissioners has not been adjusted to account for inflation since 1996. This amount is levied by adjustments to the property tax rate to offset increases or decreases to the assessed valuations in Cook County. As a result of the flat base levy, the Cook County portion of property tax bills has declined on a real basis (net of inflation) annually since 1996 and is projected to continue to do so in the 2025 tax year.

There is also an offset of 3.0% for loss in collections for the operating funds (Public Safety, Health, Elections, and Capital Projects) for an estimated net total property tax amount of \$836.3 million available for appropriations. The County Clerk is authorized to account for loss in collections as necessary and as consistent with state law to ensure adequate resources are collected to cover obligations in the Debt Service and Annuity and Benefit Fund.

The total estimated New Property amount of \$0 for FY2025 is the result of a one-time true-up relating to the "New TIF" estimate from FY2024. In 2023, there was a delay in the release of the annual New Property Report; therefore, the County estimated an amount of New TIF, New Incentives and New Property for FY2024. The estimate for New TIF was significantly higher than the actual amount in the report. To adjust for this overestimate, the County will not include an incremental increase in new property for the 2025 levy.

In FY2025, the County's property tax levy revenue available for General Fund and Health Enterprise Fund operations is \$310.4 million, \$4.3 million less than the \$314.7 million budgeted in FY2024. This decrease is primarily due to the increase in allocation to the Annuity and Benefits Fund.

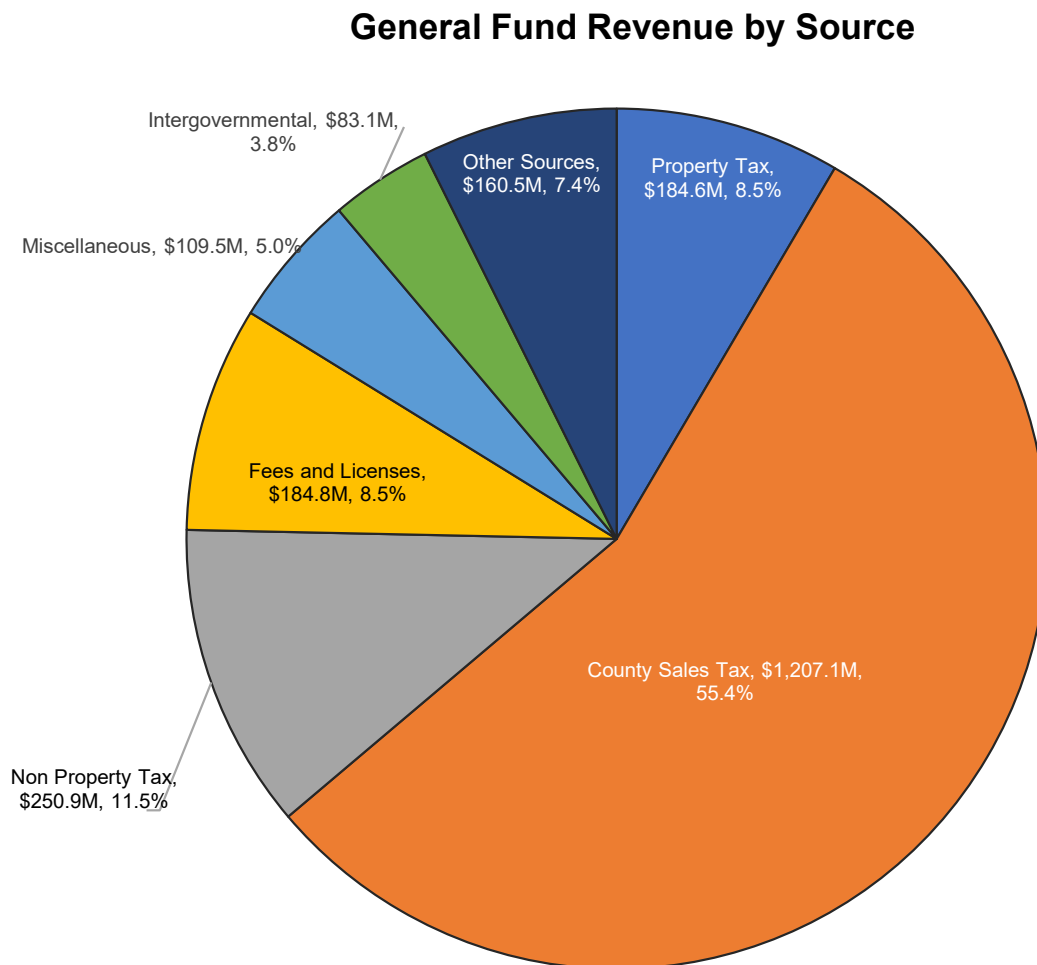
Proposed Property Tax revenues also reflect an estimate of declared TIF surplus remittance of the County's proportionate share of expiring TIF districts across the County. In FY2025, TIF surplus revenue is expected to be \$31.9 million, \$18.5 million higher than the FY2024 budget.



	2016	2017	2018	2019	2020	2021	2022	2023	2024	2025
Corporate	\$7,825,316	\$17,329,992	-	-	-	-	-	-	-	-
Public Safety Fund	178,718,789	157,093,889	185,054,963	210,782,483	213,541,666	211,091,433	178,638,609	250,205,106	143,010,593	139,407,380
Health Enterprise Fund	119,753,400	86,177,964	70,944,320	70,401,602	79,316,419	116,566,591	129,364,849	137,742,406	143,628,848	143,941,954
Subtotal General Fund and Health Enterprise Fund	\$306,297,505	\$260,601,845	\$255,999,283	\$281,184,085	\$292,858,085	\$327,658,024	\$308,003,458	\$387,947,512	\$286,639,441	\$283,349,334
Bond and Interest Fund	239,536,046	263,661,333	264,908,070	243,601,273	241,250,719	240,757,638	232,588,230	230,681,517	229,363,649	228,943,609
Employee Annuity & Benefit Fund	132,519,601	154,387,057	158,685,772	154,676,182	136,747,518	138,768,231	123,139,104	54,662,581	145,916,020	161,637,017
Capital Projects	-	20,251,882	-	19,366,394	-	-	-	18,651,025	-	18,212,476
Subtotal B&I, Annuity & Benefit, and Capital	\$372,055,647	\$438,300,272	\$423,593,842	\$417,643,849	\$377,998,237	\$379,525,869	\$355,727,334	\$303,995,123	\$375,279,669	\$408,793,102
Election Fund	42,130,390	21,581,425	40,890,417	21,655,608	49,627,220	13,299,649	56,752,750	28,540,906	58,564,432	28,341,106
Subtotal Election Fund	\$42,130,390	\$21,581,425	\$40,890,417	\$21,655,608	\$49,627,220	\$13,299,649	\$56,752,750	\$28,540,906	\$58,564,432	\$28,341,106
Base Tax Levy	\$720,483,542	\$720,483,542	\$720,483,542	\$720,483,542	\$720,483,542	\$720,483,542	\$720,483,542	\$720,483,542	\$720,483,542	\$720,483,542
Expiring TIF	15,640,899	17,022,794	17,582,624	18,007,684	20,151,719	22,606,043	24,438,363	24,616,608	38,226,594	38,226,594
Incentives	695,668	982,238	1,289,277	1,642,998	2,351,346	3,027,193	3,611,953	4,147,425	4,494,965	4,494,965
New Property	15,137,220	18,808,848	22,627,596	27,782,882	32,456,214	38,097,468	43,297,743	48,273,686	52,354,857	52,354,857
Subtotal Estimated Value of Expiring TIF/Incentives & New Property	\$31,473,787	\$36,813,880	\$41,499,497	\$47,433,564	\$54,959,279	\$63,730,704	\$71,348,059	\$77,037,719	\$95,076,416	\$95,076,416
Gross Tax Levy	\$751,957,329	\$757,297,422	\$761,983,039	\$767,917,106	\$775,442,821	\$784,214,246	\$791,831,601	\$797,521,261	\$815,559,958	\$815,559,958

FY 2025 Property Tax Levy						
	Base Tax Levy	Estimated Value of Expiring TIF/Incentive & New Property Previous Years	Estimated Value of Expiring TIF/Incentive, New Property Current Year	Gross Tax Levy	Appropriation Allowance for Uncollected Taxes	Net Tax Levy For Appropriation
Public Safety Fund	139,407,380	18,053,213	0	157,460,593	4,723,818	152,736,775
Sub Total General Fund	139,407,380	18,053,213	0	157,460,593	4,723,818	152,736,775
Health Enterprise Fund	143,941,954	18,640,438	0	162,582,392	4,877,472	157,704,920
Election Fund	28,341,106	3,670,165	0	32,011,271	960,338	31,050,933
Capital Projects	18,212,476	2,358,510	0	20,570,986	617,130	19,953,856
Bond and Interest Fund	228,943,609	30,687,990	0	259,631,599	0	259,631,599
Employee Annuity & Benefit Fund	161,637,017	21,666,100	0	183,303,117	0	183,303,117
Total All Funds	720,483,542	95,076,416	0	815,559,958	11,178,757	804,381,201

GENERAL FUND — REVENUE BY SOURCE



NON-PROPERTY TAXES

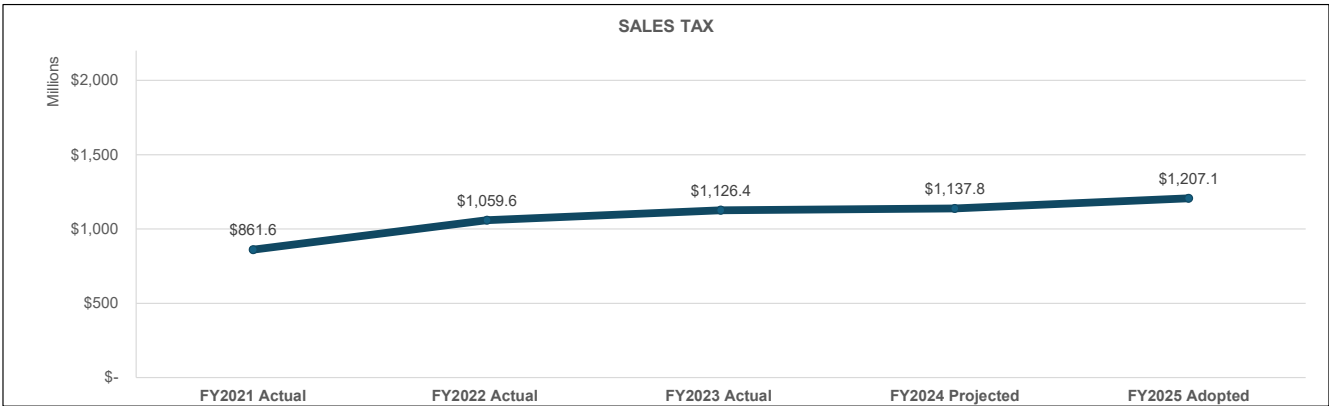
Non-property Taxes are, primarily, taxes imposed by the County under its Home Rule authority granted by the 1970 Illinois Constitution. Under the State Constitution, the County’s taxing authority is limited only by a prohibition against an income-based tax and a tax upon occupations. All the non-property taxes are administered and collected by the Cook County Department of Revenue, except Off Track Betting Commission, Illinois Gaming – Casino, General Sales Tax, Sports Wagering Tax, Cannabis Tax, and the State Income Tax, which are collected by the State on the County’s behalf.

The adopted budget anticipates revenues generated from non-property taxes to be \$1.50 billion, \$575 million more than FY2024 adopted budget and \$46.2 million more than FY2024 year-end estimate.

SALES TAX

Cook County imposes a 1.75% home rule sales tax in incorporated and unincorporated areas. The State collects the Sales Tax on behalf of Cook County, then remits the tax receipts to the County. 1.5% of sales taxes collected on behalf of local units of governments are transferred to the State’s Tax Compliance and Administrative Fund. This is essentially a service fee imposed by the State for the collection and remittance of Sales Tax revenue owed to local governments. Beginning on January 1, 2021, retailers were required to start collecting both state and local taxes based on the address of delivery for sales from out-of-state sellers.

Cook County gross Sales Tax is expected to grow in FY2025 to \$1.21 billion, by \$88.0 million (7.9%) compared to FY2024 adopted budget. This modest increase is driven by economic growth and new state legislation (Public Act 103-983), effective January 1, 2025, which expands the sales tax base to include additional sales originating out-of-state. Sales Tax revenues make up 54.4% of the General Fund revenue.

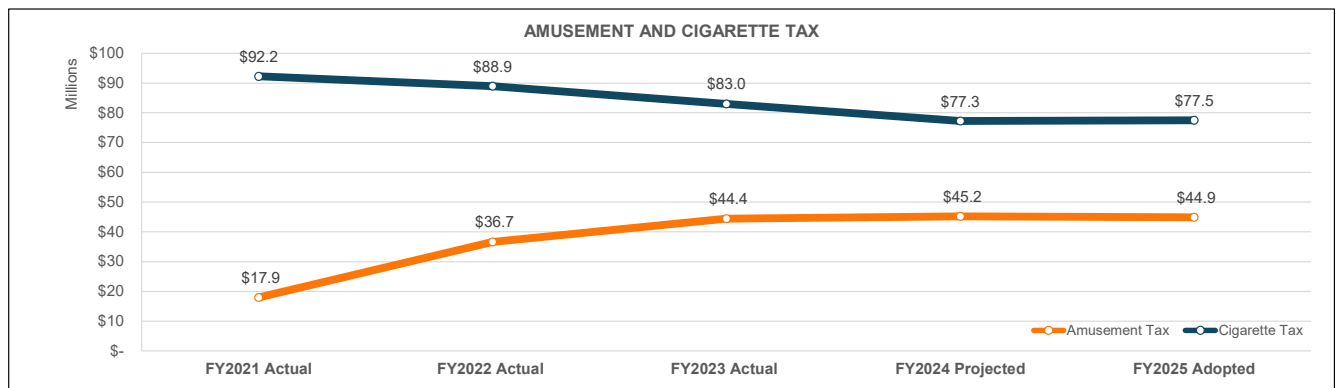


CIGARETTE TAX

The Cigarette Tax is imposed at a rate of \$0.15 per cigarette, on any retail sale of cigarettes in Cook County. The County is projecting \$77.5 million in Cigarette Tax revenue for the Public Safety Fund in FY2025, compared to an adopted revenue of \$79.5 million and a year-end projection of \$77.3 million in FY2024. This slight decline in revenue is a result of a reduction in consumption, likely due to the impact of smoking cessation programs and the increased usage of alternative e-cigarettes.

AMUSEMENT TAX

The Amusement Tax is imposed upon the patrons of amusements within Cook County, such as sporting events, concerts, and theaters. The tax rate is 3.0% of the gross receipts from admission fees or from other charges for larger venues, with lower tax rates applicable to live performances at smaller venues. All Amusement Tax revenue is deposited into the Public Safety Fund. In FY2025, the Amusement Tax is anticipated to bring in \$44.9 million in revenue, compared to \$42.0 million budgeted in FY2024. The rise in revenue in FY2025 is the result of a greater number of special events, rising ticket prices, and inflationary pressures.



ALCOHOLIC BEVERAGE TAX

The Alcoholic Beverage Tax is imposed on the retail sale of all alcoholic beverages in Cook County. Wines containing 14.0% or less alcohol by volume are taxed at the rate of 24 cents per gallon, while those containing more than 14.0% are taxed at the rate of 45 cents per gallon. Alcohol and spirits are taxed at a rate of \$2.50 per gallon and beer is taxed at a rate of nine cents per gallon. Once collected, all receipts are distributed to the Public Safety Fund. Cook County projected Alcoholic Beverage Tax revenue to total \$37.8 million in FY2024 and expects it to remain fairly flat at \$37.5 million in FY2025.

GAMBLING REVENUE

Cook County collects revenue from a variety of taxes on gambling and gaming institutions, which include the Gambling Machine Tax, Video Gaming tax and Sports Wagering Tax.

The Gambling Machine Tax was instituted by the County in FY2013; the tax rate is \$1,000/year per electronic gambling device, such as a slot machine, and \$200/year per video gaming terminal, such as a video poker machine. The Gambling Machine Tax is projected to generate \$5.3 million by the end of FY2024, while FY2025 revenue is budgeted at \$5.7 million, primarily from the casino in Des Plaines and a temporary casino in Chicago.

In FY2018, the Cook County Board voted to allow video gaming in unincorporated areas of the County, simultaneously passing an ordinance to regulate video gaming. The latter ordinance instituted a license fee of \$1,000 for video gaming terminals, along with an annual application fee for gaming establishments. Additionally, the County receives the municipal share of the Net Terminal Income as per Illinois Gaming regulations. Video Gaming is estimated to generate \$1.3 million by the end of FY2024 and \$1.3 million in FY2025.

In FY2019, the Illinois Sports Wagering Act was signed into State law, legalizing in-person and online sports betting at Illinois casinos, racetracks and sports venues. In FY2024, the Sports Wagering Tax is projected to collect \$11.1 million in revenue; in FY2025, the Sports Wagering Tax revenue budget is projected to increase to \$12.5 million, as the sports wagering market is anticipated to grow with more sports books coming online.

OTHER TOBACCO AND CONSUMABLE PRODUCTS TAX

In FY2024, the County is expecting to collect approximately \$6.7 million from taxing tobacco products other than cigarettes, including liquid nicotine and loose tobacco on a per ounce basis. The FY2025 revenue budget for these products is slightly higher than FY2024 year-end projections, at \$6.8 million.

HOTEL TAX

Cook County's Hotel Accommodations Tax collects at a rate of 1.0% of the gross rental or leasing charge. By the end of FY2024, the County anticipates collecting \$37.3 million in Hotel Accommodations Tax revenue, which is \$2.1 million above the adopted revenue of \$35.2 million. The increase in revenue is largely due to the recovery of the hospitality industry in the wake of the COVID-19 pandemic. The FY2025 adopted revenue budget is \$38.3 million. All revenue generated by the Hotel Accommodations Tax is deposited into the Public Safety Fund.

TAXES FROM THE STATE OF ILLINOIS

The remaining tax sources are imposed by the State, and a portion of those tax receipts are given to the County. All revenues received from the State Income Tax, the Use Tax, the State Retailer's Occupation tax generated in unincorporated areas (General Sales Tax), and Off-Track Betting Commissions are deposited into the County's Public Safety Fund. The remainder of the State-imposed Personal Property Replacement Tax (PPRT), budgeted as a "Non-Property Tax," is deposited into the General Fund after the first \$40.0 million is deposited in the Annuity and Benefit Fund.. As a result of administrative adjustments by the State, PPRT revenue designated for the General Fund will decrease to \$40.0 million in FY2025, down from \$73.2 million in the adopted FY2024 budget. Other disbursements from the State are expected to generate \$26.4 million in FY2025, down from \$27.5 million in the FY2024 budget.

FEES AND LICENSES

The County imposes fees for various services, revenue from which goes to the General Fund. This includes fees for vital records, real estate transactions, court case filings and delinquent taxes. Revenues from fees are distributed within the General Fund into the Corporate Fund and the Public Safety Fund. Traditionally, many of these fees are set by State statute or local ordinance. For FY2025, total General Fund fee revenue is estimated to be \$184.8 million, which is \$10.9 million above the FY2024 adopted revenue of \$173.9 million. The following estimates were prepared by the relevant elected officials and department directors.

COUNTY TREASURER

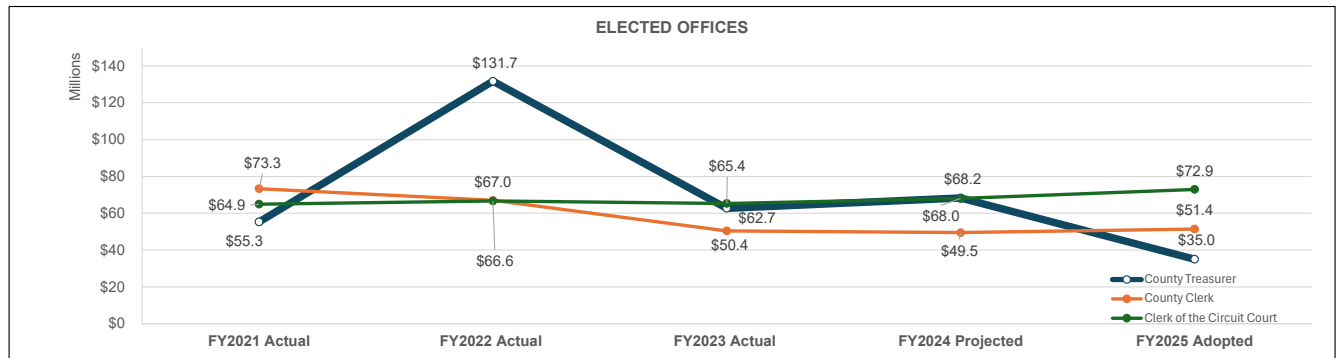
The Treasurer's source of fee revenue primarily consists of penalties on delinquent taxes. Budgeted revenue from delinquency fees for FY2025 is \$35.0 million—flat to FY2024 budget—while the County is estimating \$68.2 million in collection by the end of FY2024 due to a higher-than-anticipated volume of late property tax payments. Delinquency fees in FY2025 are expected to decline from FY2024 actuals due to the recent change in the monthly penalty rate from 1.5% to 0.75%. Both these recent rate changes, as well as overall economic conditions, impact fee revenues.

CLERK OF THE CIRCUIT COURT

The Clerk of the Circuit Court collects a variety of fees and fines related to court case filings, revenue from which is used to cover costs in administering judicial facilities and satellite offices. The Clerk of the Circuit Court's FY2025 projected revenue is \$72.9 million, which is a 22.5% increase from FY2024 budget of \$59.5 million. This is driven by increases in both cases filed and e-filings.

COUNTY CLERK

The County Clerk collects revenue for sold and forfeited real estate taxes, as well as a fee for each property index number sold at tax sale. In addition, the Clerk collects miscellaneous vital records fees. Beginning in FY2021, the County Clerk's Office assumed the duties of the Recorder of Deeds and began collecting revenue from the recording and collection of transfer stamps for real estate transactions, along with other miscellaneous recordings, including judgements and liens. The adopted revenue for FY2024 was \$49.3 million, while FY2025 fee collection is budgeted at \$51.4 million, a \$2.1 million increase. This increase in the receipt of fee collection is driven by anticipated growth in the real estate market.



SHERIFF

The Sheriff derives revenue from vehicle code violation tickets, alarm permits in unincorporated Cook County, and fees collected by the Sheriff's Municipal division for summons and evictions. On July 1, 2019, the Criminal and Traffic Assessment Act (CTAA) was created to reduce the burden of fines and fees on residents who cannot afford to pay them. It also streamlined the way fees are redistributed back to the County and associated agencies. The adopted revenue for FY2024 was \$10.5 million. The Sheriff is projecting to collect \$11.5 million in fees by the end of FY2024. FY2025 revenue is budgeted at \$6.0 million due to State of Illinois Public Act 103-0671, which allows private services to be process servers within Cook County. This is expected to reduce the fees received by the Sheriff's Office for process serving.

PUBLIC GUARDIAN

The Public Guardian's Office charges legal and other fees for the representation of disabled adult wards and for the maintenance of their estates in the Probate Division and for the representation of minors in the Domestic Relations Division. The FY2025 budget for the fees is \$2.6 million, \$0.3 million higher than the FY2024 year-end projection.

BUILDING AND ZONING

The Department of Building and Zoning collects revenue through inspections and construction permitting for structures within unincorporated Cook County. The Department also collects fees for violations, business occupancy certificates, contractor registrations and zoning amendments. Building and Zoning is projected to collect \$4.5 million by the end of FY2024, which is slightly above the FY2024 adopted amount of \$4.1 million. The department's budgeted FY2025 revenue remains the same as the FY2024 adopted budget at \$4.1 million, as the anticipated number of permits filed within unincorporated Cook County remains stable.

PUBLIC ADMINISTRATOR

The Public Administrator derives revenue from fees collected for the administration of estates for people who perish in Cook County either without a will or where there is no person with the right or desire to administer the estate. The Public Administrator's projected year-end revenue for FY2024 is \$1.7 million, with anticipated revenue for FY2025 totaling \$1.8 million.

TRANSPORTATION AND HIGHWAYS

The Department of Transportation and Highways collects fees from construction and hauling permits. The projected year-end revenue for FY2024 is \$1.6 million, while FY2025 revenue is budgeted to increase slightly to \$1.7 million.

MEDICAL EXAMINER

The Medical Examiner collects fees related to the provision of services such as cremation. The projected year-end revenue for FY2024 is \$3.9 million, which is estimated to hold steady with a budget of \$3.9 million in FY2025.

ENVIRONMENT AND SUSTAINABILITY

The Department of Environment and Sustainability collects fees for permits such as asbestos abatement, solid waste facilities and hazardous chemical storage. The year-end revenue for the department's fees in FY2024 is projected to be \$4.9 million, which is an increase over the FY2024 appropriated budget of \$4.7 million. For FY2025, budgeted fees are \$4.7 million, the same as the FY2024 adopted budget.

OTHER FEES (CONTRACT COMPLIANCE, LIQUOR LICENSES, COUNTY ASSESSOR)

There are various other fees collected under Fees and Licenses, such as the certification and registration of MBE and WBE Vendors in the Office of the Chief Procurement Officer and fees related to the issuance of liquor licenses. The FY2025 budget for these fees is \$0.4 million.

INTERGOVERNMENTAL REVENUE

Revenue from intergovernmental sources is granted by other governmental units. The Forest Preserve District of Cook County will reimburse Cook County \$2.3 million in FY2025 for administrative services rendered on its behalf. The State of Illinois through statute agrees to partially reimburse the County for the salaries of the State's Attorney and the Public Defender. In addition, the State of Illinois through the Administrative Office of the Illinois Courts (AOIC) reimburses the County for the salaries of probation officers and administrative staff that work on behalf of adult and juvenile probation. In total, the State of Illinois is anticipated to reimburse Cook County \$56.5 million by the end of FY2024, with a budgeted reimbursement amount of \$65.5 million in FY2025. Revenue received from the State of Illinois for the Juvenile Temporary Detention Center (JTDC), Adult and Juvenile Probation, State's Attorney and the Public Defender is deposited into the Public Safety Fund. Indirect Costs from Special Purpose Funds and Grants are reimbursed back to the County General Fund based on a cost allocation plan supplied by the County identifying indirect expenses and pension funding. For FY2025, the County is expecting to receive \$15.4 million in Indirect Cost reimbursements.

MISCELLANEOUS REVENUES

Miscellaneous Revenues includes rental income from various County buildings, sale of excess real estate, commissions on public telephones, pharmacy rebates, investment income and various other revenues such as parking fees and the sale of salvage. For FY2025, Cook County has \$109.5 million budgeted in miscellaneous revenues.

HEALTH ENTERPRISE FUND

The Health Enterprise Fund is supported by health plan revenues, Net Patient Service Revenue (NPSR) or patient fees, as well as supplemental payments for care provided at Cook County Health (CCH) hospitals, pharmacies and clinics. NPSR includes Medicare, Medicaid and private payers/insurance carriers. Health plan revenues are collected through the Cook County Managed Care Community Network (MCCN), also known as CountyCare for Medicaid Managed Care.

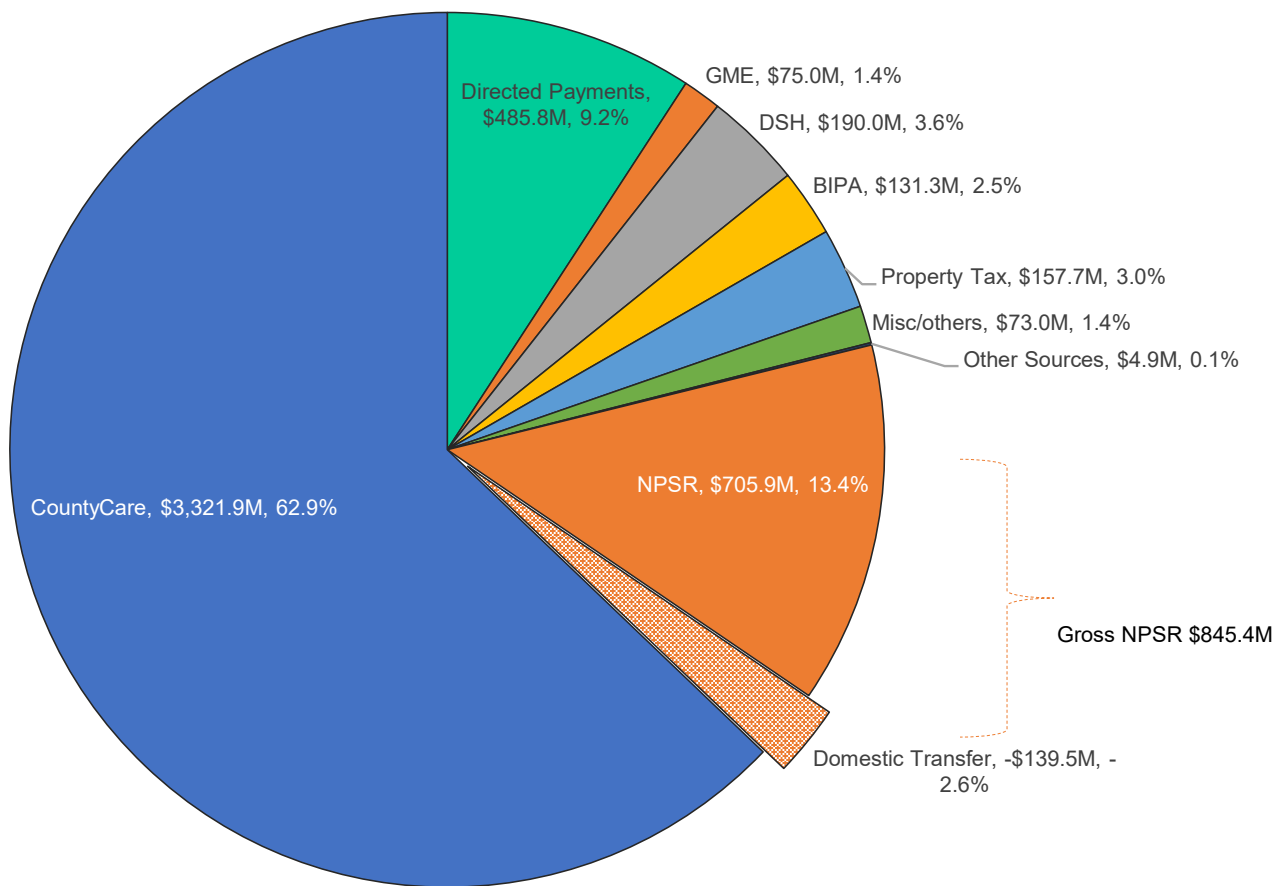
Supplemental payments include those from the Benefits Improvement and Protection Act (BIPA), Disproportionate Share Hospital (DSH) and Graduate Medical Education (GME). In addition, a payment structure was implemented by the State of Illinois in FY2020 called Directed Payments, which includes the replacement of the Provident Access Payment revenue.

CCH also generates revenue through its Department of Public Health by way of inspection fees and grant reimbursement for the services it performs. There are also miscellaneous revenues generated through CCH operations, including revenue collected from the cafeteria, medical records, parking and physician's fees. Finally, tax revenues in the form of an annual tax allocation for operations are provided from the County. Additionally, Cook County provides support to CCH for debt service costs and employee pension costs that are paid for by Cook County outside of the Health Fund.

The FY2025 CCH budgeted revenue, excluding the property tax allocation, is \$4.99 billion, which is \$889.3 million higher than the FY2024 budget. CountyCare remains the largest Medicaid managed care plan in Cook County, and CountyCare PMPM revenue represents \$3.32 billion, making up 66.6% of CCH revenues when excluding the property tax. This estimate is \$682.7 million higher than the FY2024 adopted budget, due to the average monthly membership level increasing from 364,000 in the FY2024 budget to approximately 392,000 in the FY2025 budget. The reimbursement rate per member per month is also projected to be higher, which coupled with the higher expected monthly membership results in the net increase.

Cook County Health hospitals collect NPSR from Medicare, Medicaid, other private, commercial insurance providers as well as patients themselves for their care. The FY2025 adopted budget includes a net NPSR of \$705.9 million, which is a \$118.5 million net increase from the FY2024 adopted budget. The anticipated increase is due to a higher patient volume, CCH's continuous effort to increase the collection rate to 38.0% and implementation of a successful revenue cycle strategy. This net increase in NPSR accounts for an elimination of domestic transfer Medicaid revenues from CountyCare. CCH hospitals receive Medicaid revenues from CountyCare for its members receiving healthcare at CCH hospitals, and such revenues are accounted for as NPSR. To achieve greater financial transparency, the FY2025 revenue budget reflects the domestic transfer revenue as debits (reduction) in a separate account, budgeted at \$139.5 million.

Health Enterprise Fund Revenues by Source



**GENERAL AND ENTERPRISE FUNDS
ANNUAL REVENUES BY SOURCE**

Revenue Source	FY2023 Actual	FY2024 Appropriation	FY2024 Projected Actual	FY2025 Adopted
Property Taxes				
400010-Property Taxes	415,365,728	314,730,993	314,730,985	310,441,696
400030-Prior Year Prop. Taxes	2,554,367	-	(1,222,509)	-
400040-Tax Increment Financing Taxes	25,359,976	13,453,200	26,105,789	31,907,720
400060-Transfer of Tax Receipts	81,130	-	-	-
Total Property Taxes	\$443,361,201	\$328,184,193	\$339,614,265	\$342,349,416
Non-Property Taxes				
401110-Non Property Taxes	97,383,879	73,189,873	65,003,606	39,954,800
401150-County Sales Tax	1,126,424,347	1,119,037,554	1,137,824,758	1,207,056,500
401210-Alcoholic Beverage Tax	37,560,917	37,840,000	37,834,781	37,540,000
401310-Off Track Betting Comm.	714,234	750,000	781,079	655,000
401330-II Gaming Des Plaines Casino	14,106,872	-	-	-
401350-Amusement Tax	44,437,854	42,000,000	45,237,155	44,900,000
401390-State Income Tax	20,960,261	21,583,000	21,101,131	20,668,000
401430-Cigarette Tax	83,014,830	79,500,000	77,250,503	77,500,000
401450-Other Tobacco Products	7,236,729	7,100,000	6,748,430	6,800,000
401470-General Sales Tax	5,007,024	5,197,209	5,008,857	5,090,800
401530-Gambling Machine Tax	4,314,700	6,900,000	5,296,067	5,700,000
401550-Hotel Accommodations Tax	37,825,062	35,250,000	37,259,533	38,250,000
401570-Video Gaming	1,383,996	1,061,385	1,297,903	1,345,000
401590-Sports Wagering Tax	11,091,210	11,000,000	11,113,252	12,450,000
Total Non-Property Taxes	\$1,491,461,916	\$1,440,409,021	\$1,451,757,054	\$1,497,910,100
Fees				
402548-Clerk of the Circuit Court Fees	65,360,788	59,500,000	68,010,330	72,900,000
402010-Fees and Licenses	348,000	330,000	330,000	370,000
402100-County Treasurer	62,696,694	35,000,000	68,244,056	35,000,000
402150-County Clerk	8,271,822	49,292,220	6,468,508	51,406,008
402200-County Recorder and Registrar	42,111,116	-	46,592,417	-
402300-Building and Zoning	4,275,376	4,100,000	4,452,636	4,100,000
402350-Environmental Control	4,778,150	4,695,000	4,914,092	4,695,000
402400-Highway Dept Permit Fees	1,911,296	1,900,000	1,645,199	1,700,000
402450-Liquor Licenses	365,504	350,000	365,540	372,000
402500-County Assessor	1,601	-	649	-
402950-Sheriff General Fees	1,259,129	-	34,969	-
403010-Sheriff Municipal Division	11,244,479	10,464,836	11,486,926	6,000,000
403060-State's Attorney	65,142	-	16,249	-
403100-Supportive Services	2,655	-	2,855	-
403120-Public Administrator	1,684,458	1,722,267	1,700,961	1,768,874
403150-Public Guardian	2,552,737	2,600,000	2,597,306	2,600,000
403210-Medical Examiner	3,889,296	3,910,800	3,851,685	3,909,800
403280-Contract Compliance M/WBE Cert	22,750	34,200	21,150	19,000
Total Fees	\$210,840,993	\$173,899,323	\$220,735,528	\$184,840,682

**GENERAL AND ENTERPRISE FUNDS
ANNUAL REVENUES BY SOURCE**

Revenue Source	FY2023 Actual	FY2024 Appropriation	FY2024 Projected Actual	FY2025 Adopted
Governments				
404060-Other Governments	1,513,606	2,228,780	1,719,376	2,250,933
Total Government	\$1,513,606	\$2,228,780	\$1,719,376	\$2,250,933
Investment Income				
405010-Investment Income	56,671,857	46,473,000	77,384,510	66,655,659
Total Investment Income	\$56,671,857	\$46,473,000	\$77,384,510	\$66,655,659
Reimbursements from Other Governments				
406008-Indirect Cost	13,883,604	13,350,463	13,429,749	15,428,353
406010-State of Illinois	59,724,670	59,443,770	56,521,048	65,454,752
Total Reimbursements from Other Governments	\$73,608,275	\$72,794,233	\$69,950,797	\$80,883,105
Miscellaneous Revenue				
407010-Miscellaneous Revenue	54,567,748	62,063,445	72,204,326	110,636,152
407080-Other	3,554,008	5,083,604	3,545,812	5,160,663
Total Miscellaneous Revenue	\$58,121,756	\$67,147,049	\$75,750,138	\$115,796,815
Health and Hospitals				
409549-Medicare	214,195,343	206,273,262	274,056,864	265,555,790
409569-Private Payors and Carriers	(671,505)	-	-	-
409574-CCHHS - Medicaid BIPA IGT	131,300,000	131,300,000	138,810,000	131,300,000
409579-Medicaid Revised Plan Revenue DSH	189,506,429	170,771,262	170,771,262	190,000,000
409524-Affordable Care Act PMPM	977,309,949	713,225,838	848,416,481	835,794,639
409528-Family Health Plans PMPM	938,061,451	778,413,175	883,483,651	802,007,515
409532-Integrated Care Program PMPM	718,615,741	731,874,505	793,099,137	880,031,886
409536-Managed Long Term Services and Support PMPM	331,550,490	276,835,470	349,673,530	374,281,261
409539-Other Population Revenue PMPM	101,528,098	111,803,518	241,569,343	389,446,347
409542-Other State Revenue	355,286,164	27,045,898	24,700,825	40,382,310
409563-Graduate Medical Education	69,883,768	69,540,649	81,462,723	75,027,201
409585-Domestic Transfer - Elimination	-	(114,358,276)	(123,322,338)	(139,525,143)
409593-Medicaid Fee For Service	302,865,568	422,883,876	500,786,779	481,899,467
409598-Private Payors & Carriers	123,527,200	72,558,942	86,415,849	97,929,718
409604-Directed Payments	576,098,082	475,426,185	494,589,616	485,844,085
Total Health and Hospitals	\$5,029,056,777	\$4,073,594,304	\$4,764,513,722	\$4,909,975,076
Other Revenue*				
411495-Other Financing Sources	-	247,819,954	247,819,954	165,393,075
Total Other Revenue	\$0	\$247,819,954	\$247,819,954	\$165,393,075
Revenue Total	\$7,364,636,382	\$6,452,549,857	\$7,249,245,345	\$7,366,054,861

*FY2025 Adopted Revenue includes a fund balance transfer of \$160.5 million from the FY2023 General Fund unassigned fund balance, and \$4.9 million from the Health Enterprise Fund balance.

General & Health Enterprise Fund Revenues Uses and Purposes

Revenue Source	Corporate	Public Safety	General	Health	Grand Total
Property Taxes					
400010-Property Taxes	-	152,736,776	152,736,776	157,704,920	310,441,696
400040-Tax Increment Financing Taxes	-	31,907,720	31,907,720	-	31,907,720
Total Property Taxes	\$0	\$184,644,496	\$184,644,496	\$157,704,920	\$342,349,416
Non-Property Taxes					
401110-Non Property Taxes	-	39,954,800	39,954,800	-	39,954,800
401150-County Sales Tax	494,039,773	713,016,727	1,207,056,500	-	1,207,056,500
401210-Alcoholic Beverage Tax	-	37,540,000	37,540,000	-	37,540,000
401310-Off Track Betting Comm.	-	655,000	655,000	-	655,000
401350-Amusement Tax	-	44,900,000	44,900,000	-	44,900,000
401390-State Income Tax	-	20,668,000	20,668,000	-	20,668,000
401430-Cigarette Tax	-	77,500,000	77,500,000	-	77,500,000
401450-Other Tobacco Products	-	6,800,000	6,800,000	-	6,800,000
401470-General Sales Tax	-	5,090,800	5,090,800	-	5,090,800
401530-Gambling Machine Tax	-	5,700,000	5,700,000	-	5,700,000
401550-Hotel Accommodations Tax	-	38,250,000	38,250,000	-	38,250,000
401570-Video Gaming	-	1,345,000	1,345,000	-	1,345,000
401590-Sports Wagering Tax	-	12,450,000	12,450,000	-	12,450,000
Total Non-Property Taxes	\$494,039,773	\$1,003,870,327	\$1,497,910,100	-	\$1,497,910,100
Fees					
402548-Clerk of the Circuit Court Fees	-	72,900,000	72,900,000	-	72,900,000
402010-Fees and Licenses	370,000	-	370,000	-	370,000
402100-County Treasurer	35,000,000	-	35,000,000	-	35,000,000
402150-County Clerk	51,406,008	-	51,406,008	-	51,406,008
402300-Building and Zoning	4,100,000	-	4,100,000	-	4,100,000
402350-Environmental Control	4,695,000	-	4,695,000	-	4,695,000
402400-Highway Dept Permit Fees	1,700,000	-	1,700,000	-	1,700,000
402450-Liquor Licenses	372,000	-	372,000	-	372,000
403010-Sheriff Municipal Division	-	6,000,000	6,000,000	-	6,000,000
403120-Public Administrator	-	1,768,874	1,768,874	-	1,768,874
403150-Public Guardian	-	2,600,000	2,600,000	-	2,600,000
403210-Medical Examiner	-	3,909,800	3,909,800	-	3,909,800
403280-Contract Compliance M/WBE Cert	19,000	-	19,000	-	19,000
Total Fees	\$97,662,008	\$87,178,674	\$184,840,682	-	\$184,840,682
Governments					
404060-Other Governments	2,250,933	-	2,250,933	-	2,250,933
Total Government	\$2,250,933	\$0	\$2,250,933	\$0	\$2,250,933
Investment Income					
405010-Investment Income	41,423,100	15,739,400	57,162,500	9,493,159	66,655,659
Total Investment Income	\$41,423,100	\$15,739,400	\$57,162,500	\$9,493,159	\$66,655,659
Reimbursements from Other Governments					
406008-Indirect Cost	15,428,353	-	15,428,353	-	15,428,353
406010-State of Illinois	-	65,454,752	65,454,752	-	65,454,752
Total Reimbursements from Other Governments	\$15,428,353	\$65,454,752	\$80,883,105	\$0	\$80,883,105

General & Health Enterprise Fund Revenues Uses and Purposes

Revenue Source	Corporate	Public Safety	General	Health	Grand Total
Miscellaneous Revenue					
407010-Miscellaneous Revenue	48,830,734	-	48,830,734	61,805,418	110,636,152
407080-Other	1,424,200	2,059,000	3,483,200	1,677,463	5,160,663
Total Miscellaneous Revenue	\$50,254,934	\$2,059,000	\$52,313,934	\$63,482,881	\$115,796,815
Health and Hospitals					
409549-Medicare	-	-	-	265,555,790	265,555,790
409559-Managed Care	-	-	-	-	-
409574-CCHHS - Medicaid BIPA IGT	0	0	0	131,300,000	131,300,000
409579-Medicaid Revised Plan Revenue DSH	-	-	-	190,000,000	190,000,000
409524-Affordable Care Act PMPM	-	-	-	835,794,639	835,794,639
409528-Family Health Plans PMPM	-	-	-	802,007,515	802,007,515
409532-Integrated Care Program PMPM	-	-	-	880,031,886	880,031,886
409536-Managed Long Term Services and Support PMPM	-	-	-	374,281,261	374,281,261
409539-Other Population Revenue PMPM	-	-	-	389,446,347	389,446,347
409542-Other State Revenue	-	-	-	40,382,310	40,382,310
409563-Graduate Medical Education	-	-	-	75,027,201	75,027,201
409593-Medicaid Fee For Service	-	-	-	481,899,467	481,899,467
409598-Private Payors & Carriers	-	-	-	97,929,718	97,929,718
409604-Directed Payments	-	-	-	485,844,085	485,844,085
409585-Domestic Transfer - Elimination	-	-	-	(139,525,143)	(139,525,143)
Total Health and Hospitals	\$0	\$0	\$0	\$4,909,975,076	\$4,909,975,076
Other Revenue*					
411495-Other Financing Sources	160,493,075	-	160,493,075	4,900,000	165,393,075
Total Other Revenue	\$160,493,075	\$0	\$160,493,075	\$4,900,000	\$165,393,075
Revenue Total	\$861,552,176	\$1,358,946,649	\$2,220,498,825	\$5,145,556,036	\$7,366,054,861

*FY2025 Adopted Revenue includes a fund balance transfer of \$160.5 million from the FY2023 General Fund unassigned fund balance, and \$4.9 million from the Health Enterprise Fund balance.

SPECIAL PURPOSE FUNDS

The total amount of revenues and fund balance budgeted within Special Purpose Funds in FY2025 is \$1.27 billion. Special Purpose Funds are enabled through State statutes and County Ordinances and have defined sources of revenue and uses for expenditures. In contrast to the General Fund, the County has traditionally considered the appropriation of fund balance for Special Purpose Funds as an available resource for appropriation. The County is not required to budget such fund balances and generally does not appropriate the entire fund balance where practical. The revenues collected in the County's Transportation Fund will offset transportation-related expenditures authorized under the Safe Roads Amendment. In addition, the County's Equity Fund Special Purpose Fund, will continue to fund initiatives to address historic disparities and disinvestments of marginalized communities within Cook County.

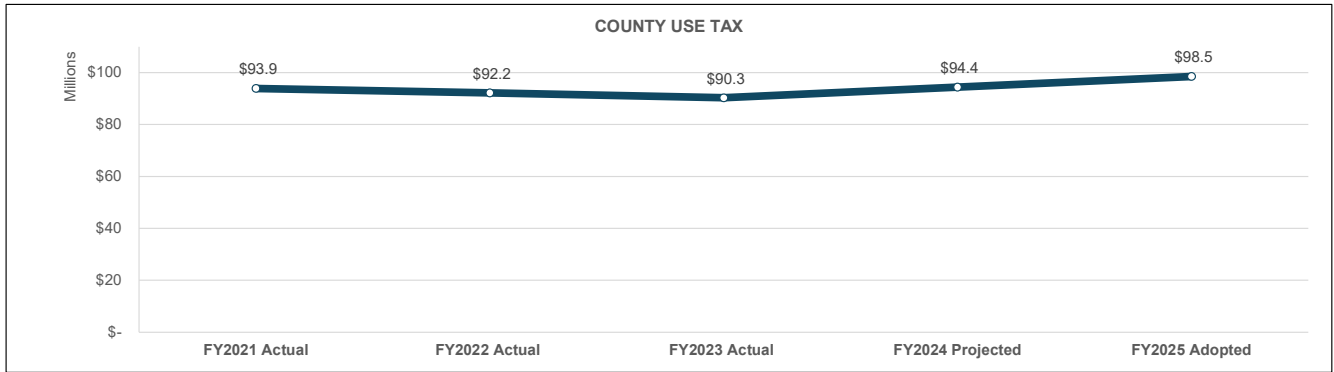
TRANSPORTATION FUND – REVENUE BY SOURCE

The County established the Transportation Fund for the receipt of revenues from the County Use Tax, Gasoline and Diesel Fuel Tax, Parking Lot & Garage Operations Tax, New Motor Vehicle Tax, and Non-Retailer Transactions Use Tax, and, to the extent that such revenues are subject to Article IX, §11 of the Illinois Constitution (also known as the "Safe Roads Amendment"), authorized the use of such revenues to offset transportation-related expenditures authorized under the Safe Roads Amendment. The County will allocate up to \$252.4 million of expenditures from the Public Safety Fund to the Transportation Fund in accordance with the County's [Analysis of the Safe Roads Amendment Expenditures Report](#). The inclusion of these five taxes within the Transportation Fund does not waive any of the County's defenses regarding the applicability of Article IX, §11 of the Illinois Constitution. The County reserves the right to remove some or all the above noted taxes from the Transportation Fund pending the results of litigation.

Cook County Transportation Taxes	
	FY2025 Adopted Budget
Transportation Fund Revenue	
401130-Non Retailer Trans Use Tax	14,250,000
401170-County Use Tax	98,500,000
401190-Gasoline / Diesel Tax	86,250,000
401230-New Motor Vehicle Tax	2,400,000
401370-Parking Lot and Garage Operation	51,000,000
Total Transportation Fund Revenue	\$252,400,000
Transportation Fund Expenses	
1260-Public Defender	13,155,329
1239-Department of Corrections	102,358,442
1231-Police Department	35,067,164
1232-Community Corrections Department	12,350,965
1250-State's Attorney	26,411,021
1310-Office of the Chief Judge	9,965,284
1280-Adult Probation Dept.	9,286,436
1313-Social Service	1,276,447
1326-Juvenile Probation	12,872,563
1300-Judiciary	2,982,557
1440-Juvenile Temporary Detention Center	11,426,571
1335-Clerk of the Circuit Court-Office of Clerk	15,247,221
Total Transportation Fund Expenses	\$252,400,000

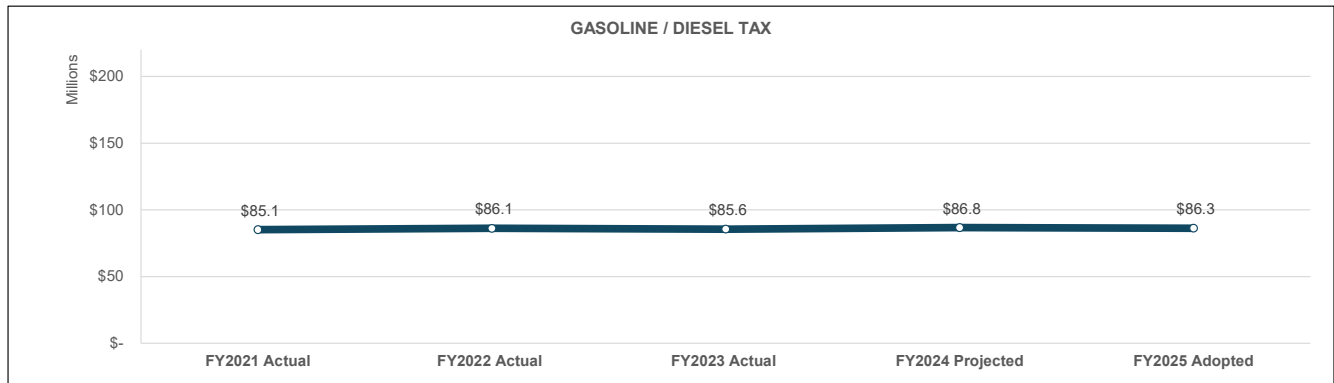
COOK COUNTY USE TAX

This tax applies to tangible personal property titled or registered with a state agency within the corporate limits of Cook County. The tax rate is 1.0%. The tax receipts are deposited into the Transportation Fund to offset transportation-related expenditures authorized under Article IX, §11 of the Illinois Constitution and the County’s Analysis of the Safe Roads Amendment Expenditures Report. The FY2024 Cook County Use Tax year-end projection is \$94.4 million, which is \$1.5 million higher than the FY2024 adopted budget. In FY2025, the County anticipates collecting \$98.5 million in County Use Tax revenues.



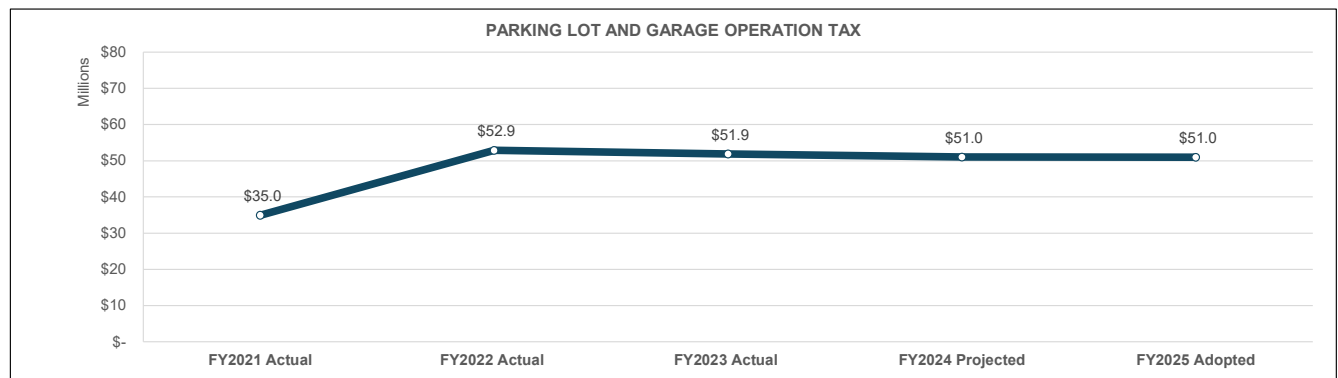
GAS TAX

The Gasoline and Diesel Fuel Tax is imposed on the retail sale of gasoline and diesel within Cook County. The tax rate of \$0.06 per gallon has also been imposed on propane, jet fuel, diesel fuel, and kerosene. The receipts generated from this tax are deposited into the Transportation Fund to offset transportation-related expenditures authorized under Article IX, §11 of the Illinois Constitution and the County’s Analysis of Safe Roads Amendment Expenditures Report. The FY2024 year-end projected revenue is \$86.8 million. For FY2025, revenue from the gas tax is anticipated to remain relatively steady at \$86.3 million, as rising production is expected to continue to moderate energy prices.



PARKING LOT AND GARAGE OPERATIONS TAX

The Parking Lot and Garage Operations Tax (Parking Tax) is imposed upon the use and privilege of parking a motor vehicle in or upon any parking lot or garage in the County. The current structure of the Parking Tax imposes a rate of 6.0% of the charge or fee paid for parking for a 24-hour period or less and 9.0% of the charge or fee paid for parking for a weekly or monthly period. All tax receipts are deposited into the Transportation Fund to offset transportation-related expenditures authorized under Article IX, §11 of the Illinois Constitution and the County's Analysis of Safe Roads Amendment Expenditures Report. The Parking Tax is budgeted to bring in \$51.0 million in revenue for FY2025, which is in line with projected FY2024 year-end revenue for this tax of \$51.0 million.



NEW MOTOR VEHICLE TAX

The New Motor Vehicle tax is imposed on the retail sale of new motor vehicles in Cook County at a rate of \$7.50 for 2-wheel motor vehicles, \$11.25 for 3-wheel motor vehicles, \$15.00 for 4-wheel motor vehicles, and \$22.50 for trucks, truck tractors, trailers, semi-trailers, or pole trailers. All tax receipts are deposited into the Transportation Fund to offset transportation-related expenditures authorized under Article IX, §11 of the Illinois Constitution and the County's Analysis of Safe Roads Amendment Expenditures Report. The New Motor Vehicle Tax is budgeted to bring in \$2.4 million in revenue for FY2025, which is slightly lower than the FY2024 year-end projected revenue of \$2.6 million.

NON-RETAILER TRANSACTION USE TAX

The non-retailer transaction tax is a use tax for non-retailer transfers of motor vehicles in Cook County. The tax is applied to the transfer or purchase of a motor vehicle that is titled or registered from a non-retailer located in Cook County with an agency of the State of Illinois. The FY2025 revenue for this tax is budgeted at \$14.3 million, a decrease of \$0.2 million from the FY2024 adopted budget of \$14.5 million. While supply chain issues have improved over the past few years, they continue to affect the auto industry as reduced inventory has caused projected FY2024 year-end revenue to fall short of budget at \$13.8 million. All the tax receipts are deposited into the Transportation Fund to offset transportation-related expenditures authorized under Article IX, §11 of the Illinois Constitution and the County's Analysis of Safe Roads Amendment Expenditures Report.

EQUITY FUND – REVENUE BY SOURCE

The Cook County's Equity Fund Taskforce, a group comprised of service providers, advocates and Cook County government officials, has developed initiatives designed to intentionally re-align government policies, practices, and programs to address the structural barriers that prevent meaningful advancement of equity among Cook County residents. The initiatives funded by the Equity Fund are driven by the Equity Fund Taskforce's recommendations identified in the [Equity Fund Progress Report and the County's Policy Roadmap](#). The Equity Fund is supported by revenues collected through the County's Cannabis Tax, Firearm and Firearm Ammunition Tax, and Illinois Gaming – Casino Tax.

CANNABIS TAX

Beginning on January 1, 2020, the State of Illinois introduced the Cannabis Regulation and Tax Act, which controlled legalization of cannabis among adult users. The Cannabis Retailers' Occupation Act, which allows County and municipal governments to tax the sales of cannabis, went into effect July 1, 2020. In FY2025, the Cannabis Tax is budgeted at \$13.9 million in revenue. This is below the \$14.3 million adopted for FY2024. All revenue generated from the Cannabis Tax will be deposited into the Equity Fund to support Equity Fund Taskforce initiatives.

FIREARM AND FIREARM AMMUNITION TAX

In 2013, Cook County established a tax on firearms sold in Cook County. The tax of \$25 per firearm is levied for each new firearm sold and collected by the seller. In FY2016, Cook County established a tax on ammunition at a rate of \$0.05 per cartridge of centerfire ammunition and \$0.01 per cartridge of rimfire ammunition. The revenue generated by the Firearm and Firearm Ammunition Tax is deposited into the Equity Fund to fund gun violence prevention programs as well as operations and programs aimed at reducing gun violence as determined by the Justice Advisory Council. Budgeted revenue for FY2025 is \$1.3 million, which is in line with FY2024 year-end projections.

ILLINOIS GAMING – CASINO TAX

The Illinois Gaming-Casino Tax is imposed by the State of Illinois. The County receives 2% of adjusted gross receipts from new Illinois casinos opening since 1999, as well as an additional 0.5% from the casino in Chicago. Beginning in FY2024, revenue received from the Illinois Gaming-Des Plaines casino tax became a revenue source for the Equity Fund. Budgeted revenue for FY2025 is \$19.5 million, an increase of \$3.5 million from the \$16.0 million that was budgeted in FY2024.

ELECTION FUND

The Election Fund revenue comes from the property tax levy and varies according to the election cycle. The FY2025 budget for the Election Fund is \$31.1 million, significantly lower than the FY2024 adopted budget of \$64.3 million due to FY2025 being an off-cycle election year.

DEBT SERVICE FUND

The Debt Service Fund is utilized for County debt service payments. This fund receives revenue from a portion of the property tax levy. For FY2025, the County appropriates \$259.6 million of the property tax levy revenue for this fund.

ANNUITY AND BENEFIT FUND

The Annuity and Benefit Fund is utilized for statutory payments to the Pension Fund. For FY2025, this fund will receive revenue from the property tax levy in the amount of \$183.3 million and a projected \$40.0 million from PPRT for a total budget of \$223.3 million. This is an increase of \$17.1 million from FY2024 with an appropriated total of \$205.2 million. In FY2025, the Pension Fund will also receive \$345.0 million in revenues to pay the remainder of the required actuarial contribution to the County Officers' and Employees' Annuity and Benefit Fund, as well as to pay for retiree healthcare.

REVENUE ESTIMATE

SPECIAL PURPOSE FUNDS TABLE

Fund Number	Description	2023 Ending Fund Balance	2024 Revenue Estimate	2024 Estimated Total Resources	2024 Estimated Expenditures	2024 Projected Ending Balance	2025 Revenue Estimate	2025 Estimated Total Resources	2025 Estimated Expenditures	2025 Projected End Balance
Bureau of Administration										
11856	MFT Illinois First (1st)	32,521,947	41,320,422	73,842,369	43,324,628	30,517,741	37,000,000	67,517,741	65,620,749	1,896,992
11300	Motor Fuel Tax	414,680,033	124,545,655	539,225,688	146,623,544	392,602,144	126,000,000	518,602,144	422,103,070	96,499,074
Intergovernmental revenue for planning road infrastructure improvements with the State of Illinois and Federal Government.										
11302	Township Roads	6,494,575	909,480	7,404,055	78,262	7,325,793	850,000	8,175,793	7,103,992	1,071,801
Intergovernmental revenue for planning road infrastructure improvements with the State of Illinois and Federal Government.										
11312	Animal Control Department	5,974,470	4,483,243	10,457,713	4,897,601	5,560,112	4,000,000	9,560,112	8,119,432	1,440,681
Funded by fees for the control and to prevent the spread of rabies.										
11310	Cook County Law Library	(577,355)	4,043,036	3,465,681	3,512,815	(47,134)	3,950,000	3,902,866	3,842,762	60,104
Funded by fees to provide for organized book collections, bibliographical and reference service to lawyers, judges and general law library services to public.										
11270	Medical Examiner Fees	1,035,909	223,218	1,259,127	360,072	899,055	230,238	1,129,292	782,856	346,436
Funded by fees collected for the purchase of electronic and forensic identification equipment or other related supplies and the operating expenditures of the Medical Examiner's Office.										
11273	Environmental Control Solid Waste	3,522,576	694,714	4,217,290	526,223	3,691,067	530,000	4,221,067	892,402	3,328,665
Fees collected from sanitary landfills and municipal solid waste transfer stations located within Cook County.										
11281	PEG Access Support Fund	86,609	28,323	114,932	-	114,932	82,000	196,932	144,000	52,932
A PEG access support fee is imposed on any Holder providing cable service or video service in unincorporated Cook County										
Bureau of Technology										
11249	Geographical Information System	15,689,220	7,416,780	23,106,000	13,009,688	10,096,312	5,018,832	15,115,144	13,347,909	1,767,235
Funded by fees for equipment, material, and necessary expenses incurred in implementing and maintaining the GIS system.										
County Clerk										
11316	County Clerk Automation	1,566,440	1,151,518	2,717,958	1,120,070	1,597,888	1,100,000	2,697,888	1,821,029	876,859
Fees used to upgrade and establish computerized files for voter registration and election judges.										
11314	County Clerk Document Storage System	16,065,518	4,185,025	20,250,543	6,970,994	13,279,549	3,484,800	16,764,349	9,803,138	6,961,211
Funded with fees used to pay for the expenditures involved in starting and maintaining a document storage system.										
11259	County Clerk GIS Fee	10,587,503	2,514,007	13,101,510	2,440,412	10,661,097	2,150,928	12,812,025	7,452,013	5,360,013
Funded with Fees to provide and maintain a countywide map through a geographic information system.										
11260	County Clerk Rental Housing Support Fee	776,970	200,249	977,219	8,553	968,666	170,500	1,139,166	100,694	1,038,472
Funded through fees from a State surcharge, to assist in addressing the need for rental housing.										
Treasurer										
11854	County Treasurer Tax Sale Automation	15,611,292	16,062,091	31,673,383	13,830,685	17,842,698	11,000,000	28,842,698	17,006,288	11,836,410
User fees used to pay for the expenditures required to start and maintain a computerized system to conduct delinquent property tax sales.										
Chief Judge										
11322	Circuit Court - IL Dispute Resolution Fund	151,988	340,464	492,452	540,175	(47,722)	350,000	302,278	300,442	1,836
Fee revenue source used to support activities to mediate disputes in an attempt to relieve the court system of lengthy lawsuits.										
11326	Adult Probation Service Fee	6,609,242	2,442,800	9,052,042	1,361,344	7,690,698	1,750,000	9,440,698	4,149,681	5,291,017
Fee revenue source used to supervise people convicted of criminal and civil offenses.										
11328	Social Services and Probation Court	6,061,551	2,875,690	8,937,241	599,884	8,337,356	2,000,000	10,337,356	1,549,913	8,787,443
Fee used to provide social service casework expertise for probation and court service cases.										
Health and Hospital										
11248	Cook County Lead Poisoning Prevention	2,507,006	80,298	2,587,304	452,256	2,135,048	76,920	2,211,968	1,544,587	667,380
Funded by "other revenue" to reduce the danger of lead-based paint in Cook County dwellings, through lead abatement, mitigation, and education of residents on the dangers of lead based paint/materials.										
11255	Suburban Tuberculosis Sanitarium District	-	-	-	-	-	-	-	-	-
Funded by "other revenue" to prevent, care, treat, and control tuberculosis and other communicable diseases in or associated with Cook County.										
Clerk of the Circuit Court										
11320	Clerk of the Circuit Court Automation	1,887,632	6,834,367	8,721,999	7,083,376	1,638,623	8,000,000	9,638,623	8,736,233	902,390
Funded by fees for the acquisition, installation, and maintenance of all computer hardware system analysis, design, programming, and all computer programs.										
11318	Clerk of the Circuit Court Document	2,604,577	6,478,977	9,083,554	7,030,120	2,053,434	7,000,000	9,053,434	8,897,145	156,289
Funded by fees to assist in the preparation of documents to be microfilmed or microfiched, and perform filming when necessary.										
11258	Clerk of the Circuit Court Administrative	1,833,213	1,095,011	2,928,224	722,898	2,205,326	1,000,000	3,205,326	741,149	2,464,177
Funded through fees to offset costs incurred by the Circuit Court Clerk in performing additional duties required to collect and disburse funds to entities of State and Local Governments.										
11269	Circuit Court Clerk Electronic Citation	2,128,989	522,889	2,651,878	479,433	2,172,445	500,000	2,672,445	809,183	1,863,262
Fees used to establish and maintain a system for electronic citations.										

SPECIAL PURPOSE FUNDS TABLE

Fund Number	Description	2023 Ending Fund Balance	2024 Revenue Estimate	2024 Estimated Total Resources	2024 Estimated Expenditures	2024 Projected Ending Balance	2025 Revenue Estimate	2025 Estimated Total Resources	2025 Estimated Expenditures	2025 Projected End Balance
Public Defender										
11272	Public Defender Records Automation	257,930	23,770	281,700	-	281,700	-	281,700	-	281,700
Fee revenue source to develop and implement cost effective and productivity enhancing information technology solutions to meet current and future document storage and records retention needs.										
Sheriff										
11324	ETSB 911 - Intergovernmental Agreement	829,821	3,600,267	4,430,088	3,887,643	542,445	3,060,484	3,602,929	3,169,436	433,494
Intergovernmental revenue for the implementation, installation of an enhanced "911" emergency telephone system for the citizens of unincorporated Cook County.										
11262	Sheriff Women's Justice Service	315,020	24,810	339,830	20,586	319,244	35,000	354,244	153,768	200,476
Fee revenue source for the operation of the rehabilitation programs provided by the Sheriff's Department of Women's Justice Services, including mental health and substance services.										
11266	Sheriff Vehicle Purchase Fund	(278,102)	200	(277,902)	-	(277,902)	-	(277,902)	-	(277,902)
Other revenue sources to fund the acquisition or maintenance of police vehicles.										
11277	Pharmaceutical Disposal Fund	394,286	77,362	471,648	25,000	446,648	50,000	496,648	295,000	201,648
A registration fee toward the collection, transportation and disposal of Unwanted Covered Drugs.										
11278	Sheriff Operations State Asset Forfeiture	1,071,662	79,334	1,150,996	638,684	512,313	-	512,313	647,944	(135,631)
Intergovernmental revenue received from a portion of sale proceeds of all property forfeited and seized for conducting or participating in drug and controlled substance investigations resulting in forfeiture.										
11279	Forfeiture	251,702	1,950	253,652	-	253,652	-	253,652	248,654	4,998
Intergovernmental revenue received from a portion of sale proceeds of all property forfeited and seized for conducting or participating in money laundering investigations resulting in forfeiture.										
11288	Zaborowski Fund	812,238	-	812,238	-	812,238	-	812,238	812,238	-
Settlement funds to support Maternal Objective Management (MOM's), a program focused on pregnant/post-partum female detainees.										
11291	DOC Program Services Fund	732,492	-	732,492	-	732,492	-	732,492	732,492	-
State's Attorney										
11252	State's Attorney Narcotics Forfeiture	(842,244)	1,570,950	728,706	2,952,394	(2,223,688)	1,200,000	(1,023,688)	3,155,971	(4,179,659)
Intergovernmental revenue to fund work with State, City and County Agencies on various drug related cases. Revenues are derived through monies and Forfeited Narcotics Investigations.										
11271	State's Attorney Records Automation	(105,028)	11,003	(94,026)	185,373	(279,399)	10,000	(269,399)	-	(269,399)
Fee revenue used to provide professional services to youthful offender's involved in the Juvenile Justice system.										
Assessor										
11268	Assessor Special Revenue Fund	526,650	810,732	1,337,382	139,942	1,197,440	700,000	1,897,440	551,356	1,346,084
The Assessors Special Revenue Fund was established to collect fees from marketing, previously unutilized commercial opportunities related to, but not limited to the Assessor's website, Assessor's website, and Assessor notices.										
11276	Assessor Erroneous Homestead	2,757,637	1,416,224	4,173,861	1,045,158	3,128,703	2,500,291	5,628,994	1,266,561	4,362,433
Revenue generated through penalties and interest based on audit findings of erroneous homestead exemptions.										
11282	Cook County Assessor GIS Fund	2,209,204	1,111,027	3,320,231	1,420,706	1,899,525	1,075,464	2,974,989	2,843,365	131,624
Funded with fees to provide and maintain a countywide map through a geographic information system.										
Cook County Land Bank Authority										
11274	Land Bank Authority	(8,356,384)	5,127,957	(3,228,427)	-	(3,228,427)	5,000,000	1,771,573	-	1,771,573
Establishes Land Bank, funded by "other revenue," to reduce and return vacant and abandoned properties back into productive and sustainable community assets.										
Planning and Development										
11275	Planning and Development Sec.108 Loan	4,047,352	725,035	4,772,387	708,249	4,064,138	642,184	4,706,321	710,906	3,995,415
Program allows local governments to transform a portion of their CDBG funds into federally guaranteed loans to pursue physical and economic revitalization projects capable of renewing entire neighborhoods.										
11857	PACE Note and Interest Fund	-	818,918	818,918	818,918	-	1,394,330	1,394,330	1,394,330	-
Established to finance the up-front cost of energy or other eligible improvements on a property and then pay the costs back over time through a special assessment on the property tax.										
**COVID-19 Federal Programs										
11284	*COVID-19 Federal Programs	17,669,947	6,053,928	23,723,875	(4,443,500)	28,167,376	-	28,167,376	-	28,167,376
*Previously Coronavirus Relief Fund. Included funding for the CARES Act from FY2020 - FY2021. Currently includes funding for the County's Emergency Rental Assistance Program.										
Mortgage Foreclosure Mediation Program										
11285	Mortgage Foreclosure Mediation Program	2,695,007	1,171,345	3,866,352	500,000	3,366,352	1,400,000	4,766,352	3,799,274	967,078
Established to deliver critical services to Cook County homeowners in crisis as early as possible once the foreclosure process begins.										
American Rescue Plan Act (ARPA) Fund										
11286	American Rescue Plan Act	688,732,435	10,925,341	699,657,776	353,137,855	346,519,922	-	346,519,922	216,598,787	129,921,134
Fund established for the County's distribution from the American Rescue Plan Act's State and Local Fiscal Recovery Fund.										

REVENUE ESTIMATE

SPECIAL PURPOSE FUNDS TABLE

ANNUAL APPROPRIATION BILL VOLUME 1

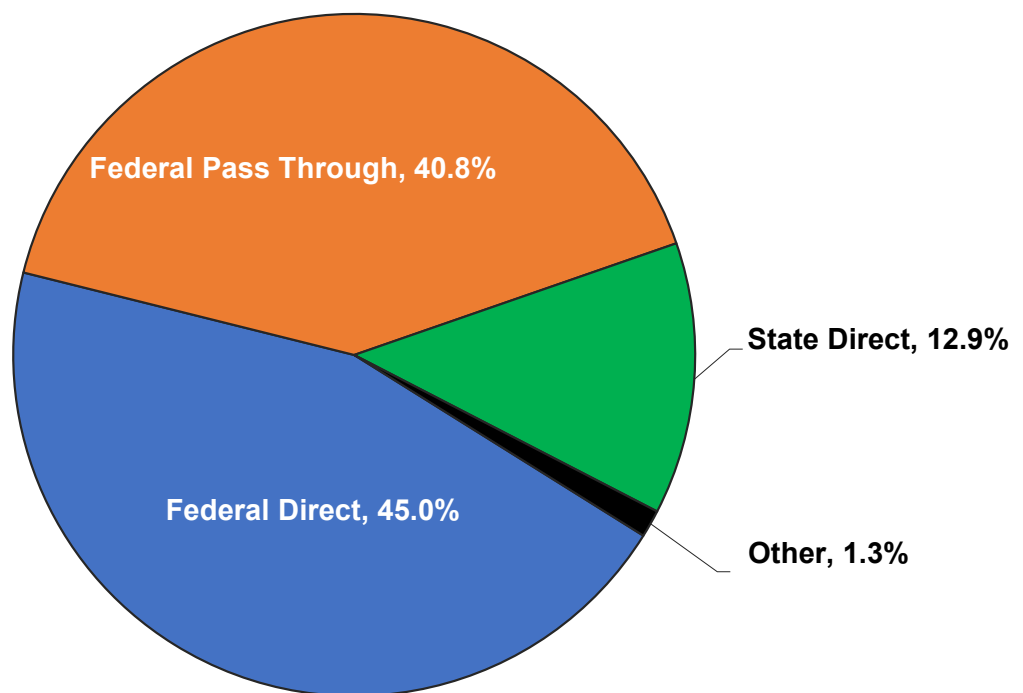
Fund Number	Description	2023 Ending Fund Balance	2024 Revenue Estimate	2024 Estimated Total Resources	2024 Estimated Expenditures	2024 Projected Ending Balance	2025 Revenue Estimate	2025 Estimated Total Resources	2025 Estimated Expenditures	2025 Projected End Balance
Equity Fund										
11287	Equity Fund	90,479,561	35,954,162	126,433,723	25,490,526	100,943,197	34,700,000	135,643,197	118,105,889	17,537,308
Established to focus on strategic investments in communities across Cook County while providing fair and equitable access to justice.										
Transportation Fund										
11289	Transportation Fund	21,543,314	248,590,474	270,133,788	248,400,000	21,733,788	252,400,000	274,133,788	252,400,000	21,733,788
The funds used to account for all transportation-related expenses authorized under Article IX, §11 of the Illinois Constitution, including the costs of administering laws related to vehicles and transportation.										
Opioid Remediation and Abatement										
11290	Opioid Remediation and Abatement	12,144,142	1,992,956	14,137,098	411,897	13,725,200	10,000,000	23,725,200	12,387,220	11,337,980
Established to collect the settlement funds from the National Multistate Opioid Settlement										
Disaster Response and Recovery Fund										
11292	Disaster Response and Recovery Fund	-	-	-	(50,000,000)	50,000,000	-	50,000,000	50,000,000	-
Established a new Disaster Response and Recovery Fund to reserve for funding necessary to respond to and recover from a disaster when the President of the United States, Governor and/or Cook County President declare a disaster.										
Homeowner Relief Fund										
11293	Homeowner Relief Fund	-	-	-	-	-	-	15,000,000	-	15,000,000
Established a new Homeowner Relief Fund to assist homeowners experiencing unexpected and substantial increases in property tax bills.										
Infrastructure and Equipment Fund										
11601	Infrastructure and Equipment Fund	30,000,000	-	30,000,000	13,385,905	16,614,095	-	16,614,095	17,208,852	-
Special Purpose Fund Subtotal										
11306	Election	16,707,252	64,303,928	81,011,180	60,226,360	20,784,820	31,050,933	51,835,753	31,050,933	20,784,820
11716	Debt Service	-	-	-	-	-	259,631,599	259,631,599	259,631,599	-
11303	Annuity and Benefits (Property Tax)	-	165,171,383	165,171,383	165,171,383	-	183,303,117	183,303,117	183,303,117	-
11303	Annuity and Benefits (Other Financing Sources)*	-	-	-	(99,778,176)	-	-	-	-	-
11303	Annuity and Benefits (Personal Property Replacement Tax)	(99,778,176)	40,000,000	(59,778,176)	40,000,000	-	40,000,000	40,000,000	40,000,000	-
Total Special Purpose Fund										
		1,332,637,623	818,011,311	2,150,648,934	1,019,317,935	1,131,330,999	1,044,397,620	2,190,728,619	1,785,336,358	405,987,018
*The County wrote down the FY2023 \$139.8 million PPRT receivable to \$40 million. The County utilized a transfer from its Pension Stabilization Reserve in FY2024 to provide for the remaining \$99.8 million contribution, represented as an expense credit.										
**Self Insurance Fund not included.										

RESTRICTED FUNDS

Cook County receives grant funding and other financial awards from federal, state and private agencies for a variety of services. The FY2025 adopted restricted funds budget is \$435.1 million in total, including \$154.2 million in new anticipated awards and \$280.9 million in anticipated carryover. 42.4% of FY2025 grant funds (\$184.5 million) will support Public Safety programs, such as the Child Support Enforcement Program and Urban Area Security Initiative (UASI), and 31.1% (\$135.4 million) will support Economic Development initiatives.

The County's grant programs are heavily reliant on federal funding. About 45.0% of grant funds are expected to come directly from federal agencies and 40.8% of the funds are expected to come from federal funding passing through non-federal agencies. Of the remaining 14.2%, 12.9% of the County's grants come directly from the State, and 1.3% come from other sources.

FY2025 GRANTS BY FUNDING TYPES



GRANTS SUMMARY

Grant Number and Title	FY24 Approved Budget	FY25 Anticipated Carry Over	FY25 Anticipated New Award	County Cash Match	Total Project Amount
1051-President					
G53866-Grant 2020 JAC Innov Reentry Initiat: Bldg Sys Cap & Test Strat to Recid	462,500	-	-	-	-
G54041-Grant 2021 JAC R3 - Suburban Services	600,000	-	-	-	-
G54335-Grant 2021 JAC SJC Racial Equity Cohort	122,650	25,000	-	-	25,000
G54374-Grant 2021 JAC Justice Assistance Grant	531,256	-	310,521	-	310,521
G54492-Grant 2024 JAC Justice Assistance Grant	-	-	378,031	-	378,031
G54551-Grant 2024 JAC MacArthur SJC Capstone Grant	-	620,000	-	-	620,000
G54644-Grant 2022 JAC Justice Assistance Grant	-	-	501,473	-	501,473
G54645-Grant 2023 JAC Justice Assistance Grant	-	-	547,376	-	547,376
G54681-Grant 2024 JAC SJC Racial Equity Cohort	-	250,000	-	-	250,000
Total 1051-President	\$ 1,716,406	\$ 895,000	\$ 1,737,401	-	\$ 2,632,401

1076-Chief Financial Officer

G54395-Grant 2021 DBMS Local Assist Tribal Consistency Fund	100,000	100,000	-	-	100,000
Total 1076-Chief Financial Officer	\$ 100,000	\$ 100,000	-	-	\$ 100,000

1115-Chief Administrative Officer

G53654-Grant County Line Rd (I-294 to North Avenue) CMAQ	4,792,297	3,187,038	-	-	3,187,038
G53665-Grant Touhy Ave Grade Sep CMAQ	13,856,700	-	10,421,700	-	10,421,700
G53700-Grant 2018 ES Brownfield Revolving Loan Fund	271,534	281,049	-	-	281,049
G53759-Grant 2020 DHSEM UASI	6,279,718	-	-	-	-
G53814-Grant 2020 DOTH 88th/Cork Avenue at I-294 Interchange	8,872,829	8,872,829	-	-	8,872,829
G53967-Grant 2021 DEMRS UASI	8,500,000	5,242,049	-	-	5,242,049
G53981-Grant 2018 ES Brownfield Revolving Loan Fund - Match	124,200	165,600	-	-	165,600
G53983-Grant 2021 DOTH County Line I-294 (CMAQ) 18-W7331-00-RP	1,419,352	-	-	-	-
G53986-Grant 2021 DOTH Old Orchard Road (CMAQ)	2,894,400	412,303	-	-	412,303
G53990-Grant 2020 FEMA Public Assistance Grant Program	2,500,000	2,000,000	-	-	2,000,000
G54144-Grant 2022 EC Grant 2022 Air Pollution (748)	216,000	-	-	-	-
G54179-Grant 2022 DOTH Franklin Ave/S03 (CMAQ) 21-FRAGS-00-PV	4,252,633	-	16,863,126	-	16,863,126
G54187-Grant 2022 DOTH Sauk Village Multi-Use Path (CMAQ)	-	-	124,800	-	124,800
G54214-Grant 2022 DEMRS Urban Area Security Initiative	17,510,679	13,423,635	-	-	13,423,635
G54274-Grant 2023 EC Air Pollution (909)	1,233,203	1,152,943	-	-	1,152,943
G54318-Grant 2023 DEMRS EMPG	600,000	337,096	-	-	337,096
G54319-Grant 2023 DEMRS Urban Area Security Initiative (UASI)	20,310,451	19,154,648	-	-	19,154,648
G54320-Grant 2023 DEMRS Hazard Mitigation Grant Program (HMPG)	310,000	205,000	-	-	205,000
G54349-Grant 2023 DOTH 134TH Street	51,874	-	51,875	-	51,875
G54350-Grant 2023 DOTH Economic Development Prog - Butler Dr	90,000	-	96,000	-	96,000
G54351-Grant 2023 DOTH IL Competitive Freight Prog - Butler Dr	360,000	-	384,000	-	384,000
G54352-Grant 2023 DOTH Create - Cottage Grove Avenue	1,000,000	-	850,000	-	850,000
G54354-Grant 2023 DOTH Traffic Signal Replacement (HSIP) - 1	884,666	982,962	-	-	982,962
G54355-Grant 2023 DOTH Traffic Signal Replacement (HSIP) - 2	-	-	1,084,365	-	1,084,365
G54401-Grant 2022 ES Accel P2 Best Practice Adopt thru IL Green	75,000	-	-	-	-
G54453-Grant 2022 DEMRS Hazardous Material Emergency Prepare	100,000	33,333	-	-	33,333
G54490-Grant 2024 EC Solid Waste	456,741	456,741	-	-	456,741

GRANTS SUMMARY

Grant Number and Title	FY24 Approved Budget	FY25 Anticipated Carry Over	FY25 Anticipated New Award	County Cash Match	Total Project Amount
G54495-Grant 2024 ME Postmortem Toxicology Outsourcing Program	-	133,504	-	-	133,504
G54497-Grant 2024 DEMRS Urban Area Security Initiative	20,000,000	17,943,954	-	-	17,943,954
G54498-Grant 2024 DEMRS EMPG	600,000	453,524	-	-	453,524
G54515-Grant 2024 DOTH 606 Extension	720,000	-	720,000	-	720,000
G54519-Grant 2024 ES Grant Air Pollution PM 2.5	434,783	482,000	-	-	482,000
G54522-Grant 2024 DOTH Pedway Extension	1,599,521	-	500,000	-	500,000
G54530-Grant 2023 ES Air Monitoring Equipment	331,500	-	-	-	-
G54533-Grant 2023 ES Clean Air Act (CAA) Grant	84,977	-	-	-	-
G54540-Grant 2025 DOTH IL 171 1st Ave at UP RR Geneva Subdivision	-	-	500,000	-	500,000
G54545-Grant 2024 DOTH Long Range Transportation Plan	-	101,250	-	-	101,250
G54546-Grant 2022 DOTH West Cook Rail Safety (CRISI)	-	-	2,752,000	-	2,752,000
G54547-Grant 2023 DEMRS Hazard Identification Risk Assessment	-	98,812	-	-	98,812
G54556-Grant 2023 DOTH Old Orchard HPP	-	400,000	-	-	400,000
G54646-Grant 2025 ME Postmortem Toxicology Outsourcing Program	-	222,864	-	-	222,864
G54647-Grant 2024 ME Overdose to Action	-	150,000	-	-	150,000
G54648-Grant 2025 ES Solid Waste	-	-	456,740	-	456,740
G54649-Grant 2025 ES Air Pollution (909)	-	-	1,220,200	-	1,220,200
G54668-Grant 2025 DEMRS Urban Area Security Initiative	-	-	17,741,974	-	17,741,974
G54669-Grant 2025 DEMRS EMPG	-	-	453,524	-	453,524
G54670-Grant 2025 HMEP (Hazardous Materials Emergency Preparedness)	-	-	100,000	-	100,000
G54671-Grant 2025 DOTH Central Rd (CDS)	-	-	500,000	-	500,000
G54672-Grant 2025 DOTH Central Rd (CMAQ)	-	-	540,000	-	540,000
G54673-Grant 2025 DOTH Busse Rd (CDS)	-	-	1,116,297	-	1,116,297
G54676-Grant 2025 DOTH Old Plank Trail (TAP-L)	-	-	300,000	-	300,000
G54678-Grant 2025 ME Overdose to Action	-	-	50,000	-	50,000
G54692-Grant 2024 ES IRA Clean Air Act Air Monitoring Equipment	-	305,000	-	-	305,000
G54701-Grant 2024 ES Brownfield Revolving Loan Fund	-	950,000	-	-	950,000
Total 1115-Chief Administrative Officer	\$ 120,733,057	\$ 77,148,135	\$ 56,826,601	-	\$ 133,974,736

1125-Office of Economic Development

G50685-Grant: 2014 CDBG Disaster Relief	21,818,743	10,087,381	-	-	10,087,381
G53469-Grant: 2017 CDBG	1,438,438	-	-	-	-
G53493-Grant: 2017 HOME Investment	2,071,244	2,100,000	-	-	2,100,000
G53593-Grant 2018 P&D HOME	2,302,275	2,100,000	-	-	2,100,000
G53601-Grant 2018 P&D CDBG	1,153,431	691,284	-	-	691,284
G53636-CDBG DR Program Income	-	1,000,000	-	-	1,000,000
G53638-Home Program Income 2017	12,400,000	11,080,000	-	-	11,080,000
G53640-CDBG Program Income 2017	-	115,119	-	-	115,119
G53740-Grant 2019 P&D HOME	1,013,310	404,181	-	-	404,181
G53741-Grant 2019 P&D Community Development Block Grant	1,162,084	939,959	-	-	939,959
G53956-Grant 2020 P&D HOME	4,206,431	1,116,988	-	-	1,116,988
G53957-Grant 2020 P&D CDBG	1,216,113	749,679	-	-	749,679
G54026-Grant 2020 P&D CDBG - CV	14,922,528	13,976,122	-	-	13,976,122
G54146-Grant 2021 P&D CDBG	3,520,221	789,447	-	-	789,447
G54147-Grant 2021 P&D HOME	4,960,508	2,191,377	-	-	2,191,377
G54153-Grant 2022 P&D HOME	7,956,164	6,938,998	-	-	6,938,998

GRANTS SUMMARY

Grant Number and Title	FY24 Approved Budget	FY25 Anticipated Carry Over	FY25 Anticipated New Award	County Cash Match	Total Project Amount
G54154-Grant 2022 P&D CDBG	11,594,909	3,711,501	-	-	3,711,501
G54155-Grant 2022 P&D ESG	856,928	-	-	-	-
G54195-Grant 2021 BoED DCEO Community Navigator	408,796	-	-	-	-
G54211-Grant 2021 P&D HOME ARP	23,978,263	23,837,306	-	-	23,837,306
G54325-Grant 2023 P&D HOME	6,986,526	6,986,526	-	-	6,986,526
G54326-Grant 2023 P&D ESG	856,336	598,234	-	-	598,234
G54327-Grant 2023 P&D CDBG	10,251,381	9,797,543	-	-	9,797,543
G54328-Grant 2022 BED DCEO Community Navigator	408,325	-	-	-	-
G54375-Grant 2022 BED EDA Good Jobs Challenge Program	733,425	390,192	-	-	390,192
G54376-Grant 2022 BED Illinois Defense Manufacturing Consort	531,008	531,008	-	-	531,008
G54487-Grant 2024 P&D CDBG	10,626,794	-	10,532,626	-	10,532,626
G54488-Grant 2024 P&D ESG	878,438	-	850,540	-	850,540
G54489-Grant 2024 P&D HOME	7,062,608	-	5,747,740	-	5,747,740
G54564-Grant 2024 BED Chicagoland Solar Collaborative	-	1,125,000	-	75,000	1,125,000
G54650-Grant 2025 P&D CDBG	-	-	10,500,000	-	10,500,000
G54651-Grant 2025 P&D HOME	-	-	5,700,000	-	5,700,000
G54652-Grant 2025 P&D ESG	-	-	850,000	-	850,000
Total 1125-Office of Economic Development	\$ 155,315,228	\$ 101,257,845	\$ 34,180,906	\$ 75,000	\$ 135,438,751

1126-Public Defender

G53828-Grant 2019 PD Juvenile Defender Education Advocacy Program	81,150	-	-	-	-
G53839-Grant 2020 PD Data Analytics Enhance Program	268,315	75,000	-	-	75,000
G54234-Grant 2021 PD Postconviction Initiative	298,473	-	-	-	-
Total 1126-Public Defender	\$ 647,938	\$ 75,000	-	-	\$ 75,000

1352-County Clerk

G54521-Grant 2023 CC Voter Registration State Grant 2024	2,643,325	-	-	-	-
G54667-Grant 2025 CC Voter Registration State Grant 2025	-	-	2,500,000	-	2,500,000
Total 1352-County Clerk	\$ 2,643,325	-	\$ 2,500,000	-	\$ 2,500,000

1427-Sheriff

G53650-Grant 2018 SHE Equitable Share - Justice	542,756	1,306,996	-	-	1,306,996
G53651-Grant 2018 SHE Equitable Share - Treasury	812,924	986,809	-	-	986,809
G53921-Grant 2021 SHE HIDTA	965,745	-	-	-	-
G54053-Grant 2022 SHE High Intensity Drug Trafficking Area	2,956,437	247,607	-	-	247,607
G54054-Grant 2022 SHE Title IV-D Child Support FED	3,175,331	1,639,927	-	-	1,639,927
G54055-Grant 2022 SHE Title IV-D Child Support STE	1,634,076	844,812	-	-	844,812
G54314-Grant 2023 SHE High Intensity Drug Trafficking Area	4,041,010	3,454,306	-	-	3,454,306
G54332-Grant 2023 SHE STEP	161,840	-	-	-	-
G54333-Grant 2021 SHE Second Chance Act Pay for Success Initiative	1,100,000	1,100,000	-	-	1,100,000
G54367-Grant 2022 SHE Restore, Reinvest, & Renew (R3)	257,679	257,679	-	-	257,679
G54383-Grant 2022 SHE Intellectual Property Grant	340,000	-	-	-	-
G54479-Grant 2024 SHE STEP	161,840	249,744	-	-	249,744
G54480-Grant 2024 SHE HIDTA	3,969,141	3,969,141	-	-	3,969,141
G54481-Grant 2023 SHE Comp. Law Enforcement Response to Drugs	79,500	-	-	-	-

GRANTS SUMMARY

Grant Number and Title	FY24 Approved Budget	FY25 Anticipated Carry Over	FY25 Anticipated New Award	County Cash Match	Total Project Amount
G54482-Grant 2024 SHE Comp. Law Enforcement Response to Drugs	79,500	79,500	-	-	79,500
G54483-Grant 2023 SHE Residential Substance Abuse Treatment	131,035	-	-	-	-
G54485-Grant 2024 SHE Residential Substance Abuse Treatment	233,942	215,444	-	61,889	215,444
G54527-Grant 2024 SHE Organized Retail Crime Grant	301,195	-	-	-	-
G54535-Grant 2023 SHE Infectious Disease Control Screening	375,000	-	-	-	-
G54536-Grant 2023 SHE Overdose Data to Action	177,660	-	-	-	-
G54537-Grant 2023 SHE Body-Worn Camera Program	35,000	35,000	-	35,000	35,000
G54538-Grant 2023 SHE Law Enforcement Mental Hlth & Wellness Act	156,433	148,112	-	-	148,112
G54653-Grant 2025 SHE Title IV-D Child Support FED	-	4,808,643	-	-	4,808,643
G54654-Grant 2025 SHE Title IV-D Child Support STE	-	2,477,180	-	-	2,477,180
G54655-Grant 2024 Intellectual Property Enforcement Program	-	340,000	-	-	340,000
G54657-Grant 2025 High-Intensity Drug Trafficking Area	-	-	4,064,267	-	4,064,267
G54658-Grant 2025 SHE STEP	-	-	249,744	-	249,744
G54660-Grant 2025 SHE Organized Retail Crime Program	-	400,000	-	-	400,000
G54662-Grant 2025 SHE Residential Substance Abuse Treatment	-	-	230,010	61,889	230,010
G54664-Grant 2024 SHE Overdose Data to Action	-	200,000	-	-	200,000
G54665-Grant 2024 SHE FOID Enforcement Grant	-	479,633	-	-	479,633
G54679-Grant 2025 SHE Comprehensive Law Enforcement Response to Drugs	-	-	79,500	-	79,500
G54680-Grant 2024 SHE Organized Retail Crime Grant (FY24)	-	400,000	-	-	400,000
G54682-Grant 2025 SHE Overdose to Action	-	-	172,000	-	172,000
G54694-Grant 2024 SHE Firearm Restraining Order (FRO) Program	-	900,000	-	-	900,000
Total 1427-Sheriff	\$ 21,688,045	\$ 24,540,532	\$ 4,795,521	\$ 158,778	\$ 29,336,053

1453-State's Attorney

G53582-2018 SAO Equitable Sharing Program - Treasury	1,200,000	617,906	-	-	617,906
G53583-2018 SAO Equitable Sharing Program - Justice	2,558,699	1,841,956	-	-	1,841,956
G53825-Grant 2019 SAO Justice Reinvestment Program	420,069	-	-	-	-
G53845-Grant 2020 SAO Facility Dog Program	2,985	1,550	-	-	1,550
G53898-Grant 2021 SAO Skokie Adult Drug Treatment Court	356,130	171,289	-	54,044	171,289
G53905-Grant 2021 SAO Internet Crimes Against Children	1,001,603	347,050	-	-	347,050
G53907-Grant 2021 SAO Human Trafficking Task Force	421,222	181,097	-	103,860	181,097
G53909-Grant 2022 SAO Intellectual Property Enforcement Program	354,470	354,471	-	-	354,471
G53917-Grant 2021 SAO IL DCFS-Child Sexual Abuse Specialist	23,247	-	-	-	-
G54078-Grant 2022 SAO Law Enforcment Prosecution & County Victim Assist	134,202	-	-	-	-
G54100-Grant 2022 SAO Prosecuting Cold Cases DNA Program	348,705	144,244	-	-	144,244
G54229-Grant 2021 SAO Post Conviction DNA	290,128	373,242	-	-	373,242
G54275-Grant 2023 SAO Title IV-D Child Support STE	2,290,359	-	-	-	-
G54276-Grant 2023 SAO Title IV-D Child Support FED	4,442,132	-	-	-	-
G54279-Grant 2023 SAO Complex Drug Prosecution	625,455	-	-	-	-
G54281-Grant 2023 SAO Appellate Assistance Program	4,177,300	-	-	-	-
G54282-Grant 2023 SAO Criminal Tax Fraud Program	107,000	-	-	-	-
G54283-Grant 2023 SAO Domestic Violence MDT	54,462	-	-	-	-
G54285-Grant 2023 SAO Sexual Assault MDT	58,333	-	-	-	-
G54289-Grant 2023 SAO Improving Criminal Response	794,726	730,046	-	-	730,046
G54291-Grant 2023 SAO IL Statewide Auto Theft Task Force	221,915	-	-	-	-
G54293-Grant 2023 SAO Attorney General Child Sexual Abuse	40,000	-	-	-	-

GRANTS SUMMARY

Grant Number and Title	FY24 Approved Budget	FY25 Anticipated Carry Over	FY25 Anticipated New Award	County Cash Match	Total Project Amount
G54294-Grant 2023 SAO Sexual Assault and Domestic Violence Specialist	40,000	-	-	-	-
G54296-Grant 2023 SAO - Hidden Victim Grant	14,400	-	-	-	-
G54454-Grant 2024 SAO Internet Crimes Against Children	541,574	600,000	-	-	600,000
G54455-Grant 2024 SAO Victim Enforcement Prosec & County Victim Assist	-	44,647	-	347,532	44,647
G54457-Grant 2024 SAO Justice Reinvestment Program	1,350,000	-	-	-	-
G54458-Grant 2024 SAO Complex Drug Prosecution	750,000	566,330	-	107,872	566,330
G54460-Grant 2024 SAO Appellate Assistance Program	7,000,000	4,600,000	-	-	4,600,000
G54461-Grant 2024 SAO Criminal Tax Fraud Program	160,000	109,550	-	-	109,550
G54462-Grant 2024 SAO Domestic Violence MDT	700,000	355,105	-	9,673	355,105
G54464-Grant 2024 SAO Sexual Assault MDT	700,000	353,777	-	11,728	353,777
G54466-Grant 2024 SAO Post Conviction DNA	500,000	-	-	-	-
G54467-Grant 2024 SAO Human Trafficking	750,000	751,463	-	75,396	751,463
G54469-Grant 2024 SAO Illinois Statewide Auto Theft Task Force	441,612	249,944	-	-	249,944
G54471-Grant 2024 SAO Title IV-D Child Support Enforcement - FED	7,661,264	18,320,051	-	-	18,320,051
G54472-Grant 2024 SAO Title IV-D Child Support Enforcement - STE	3,946,712	9,437,603	-	-	9,437,603
G54473-Grant 2024 SAO AG Child Sex Abuse	40,000	20,000	-	-	20,000
G54474-Grant 2024 SAO AG Sexual Assault & DV	40,000	20,000	-	-	20,000
G54475-Grant 2024 SAO AG Hidden Victims	14,400	7,200	-	-	7,200
G54476-Grant 2024 SAO DCFS Child Sex Abuse	120,000	25,000	-	-	25,000
G54534-Grant 2023 SAO Against Hate: Education & Outreach Prog	1,200,000	1,157,257	-	-	1,157,257
G54558-Grant 2024 SAO Underserved Victims of Crime	-	126,031	-	42,788	126,031
G54607-Grant 2025 SAO Skokie Adult Drug Treatment Center	-	-	600,000	8,020	600,000
G54610-Grant 2025 VOCA Law Enforcement	-	-	500,000	114,583	500,000
G54612-Grant 2025 Underserved Victims	-	-	550,000	136,090	550,000
G54614-Grant 2025 Complex Drug Prosecution	-	-	700,000	20,091	700,000
G54616-Grant 2025 Appellate Assistance Program	-	-	6,900,000	-	6,900,000
G54617-Grant 2025 SAO Criminal Tax Fraud Program	-	-	164,325	-	164,325
G54618-Grant 2025 Domestic Violence MDT	-	-	749,992	110,531	749,992
G54620-Grant 2025 SAO Sexual Assault MDT	-	-	750,000	135,477	750,000
G54622-Grant 2025 SAO Post Conviction DNA Grant	-	-	500,000	-	500,000
G54623-Grant 2025 SAO Prosecuting Cold Cases DNA	-	-	500,000	-	500,000
G54624-Grant 2025 SAO IL Statewide Auto Theft Task Force	-	-	450,000	-	450,000
G54626-Grant 2025 SAO AG Child Sex Abuse	-	-	40,000	-	40,000
G54627-Grant 2025 SAO AG Sexual Assault and Domestic Violence	-	-	40,000	-	40,000
G54628-Grant 2025 SAO AG Hidden Victims	-	-	15,000	-	15,000
G54629-Grant 2025 SAO DCFS SAO Child Sex Abuse	-	-	50,000	-	50,000
Total 1453-State's Attorney	\$ 45,893,104	\$ 41,506,808	\$ 12,509,317	\$ 1,277,684	\$ 54,016,125

1478-Chief Judge

G54002-Grant 2020 JTDC 2020 PREA TIPS	56,024	-	-	-	-
G54004-Grant 2020 OCJ Cook County Justice for Family Project	560,088	419,480	-	-	419,480
G54008-Grant 2020 OCJ Veteran Treatment Court Mentor Program	383,501	-	-	-	-
G54065-Grant 2022 OCJ North Suburban Drug Court	499,933	-	-	-	-
G54066-Grant 2022 OCJ Safety and Justice	270,000	-	-	-	-
G54226-Grant 2021 OCJ South Suburban Drug Court	-	338,486	-	183,333	338,486
G54298-Grant 2023 OCJ Drug and Mental Health -Y5	200,000	345,704	-	-	345,704

GRANTS SUMMARY

Grant Number and Title	FY24 Approved Budget	FY25 Anticipated Carry Over	FY25 Anticipated New Award	County Cash Match	Total Project Amount
G54299-Grant 2023 OCJ SAMHSA WRAP Court-Y4	221,806	-	-	-	-
G54300-Grant 2023 OCJ Adult Redeploy Illinois RRP	150,357	-	-	-	-
G54301-Grant 2023 OCJ Adult Redeploy Illinois RAP	272,234	-	-	-	-
G54302-Grant 2023 OCJ Adult Redeploy Illinois ACT	349,924	-	-	-	-
G54304-Grant 2023 OCJ South Suburban Drug Court Expansion -Y2	400,000	-	-	-	-
G54305-Grant 2023 OCJ Partnership Abuse Intervention Program	82,610	-	-	-	-
G54306-Grant 2023 JPD JJYSP	35,373	-	-	-	-
G54378-Grant 2022 JDTC Project Safe Neighborhoods	70,000	-	-	-	-
G54499-Grant 2024 OCJ South Suburban Drug Court Expansion -Y3	166,665	381,562	-	-	381,562
G54500-Grant 2024 OCJ Drug and Mental Health -NCE	200,000	-	-	-	-
G54501-Grant 2024 OCJ SAMHSA WRAP Court-Y5	110,240	367,284	-	-	367,284
G54502-Grant 2024 OCJ Adult Redeploy Illinois ACT	249,945	472,301	-	-	472,301
G54503-Grant 2024 OCJ Adult Redeploy Illinois RAP	264,658	436,579	-	-	436,579
G54504-Grant 2024 OCJ Adult Redeploy Illinois RRP	108,506	-	-	-	-
G54505-Grant 2023 OCJ North Suburban ADTC Expansion Program - Y1	329,041	-	-	-	-
G54506-Grant 2024 OCJ Partner Abuse Intervention	62,500	99,300	-	-	99,300
G54507-Grant 2024 JDTC National School Lunch	450,000	450,000	-	-	450,000
G54508-Grant 2024 JDTC School Breakfast Program	200,000	250,000	-	-	250,000
G54509-Grant 2024 JDTC State Free Lunch & Breakfast	5,000	25,000	-	-	25,000
G54520-Grant 2023 OCJ Redeploy Illinois Juvenile Court SFY24	3,252,841	-	-	-	-
G54524-Grant 2024 OCJ Redeploy Illinois Juvenile Court	2,343,787	5,544,189	-	-	5,544,189
G54553-Grant 2023 OCJ Building Local Continuums of CSYS	-	421,500	-	-	421,500
G54630-Grant 2025 OCJ Adult Redeploy Illinois ACT	-	-	600,000	-	600,000
G54631-Grant 2025 OCJ Adult Redeploy Illinois RAP	-	-	465,000	-	465,000
G54632-Grant 2025 OCJ Redeploy Illinois Juvenile Court	-	-	5,863,215	-	5,863,215
G54633-Grant 2025 OCJ South Suburban Drug Court Expansion -Y4	-	-	400,000	-	400,000
G54634-Grant 2024 OCJ North Suburban ADTC Expansion Program - Y2	-	381,786	-	-	381,786
G54635-Grant 2025 OCJ North Suburban ADTC Expansion Program - Y3	-	-	400,000	-	400,000
G54638-Grant 2024 OCJ Safer Parenting Facilitation and CPOs Project	-	44,980	-	-	44,980
G54639-Grant 2025 SS Partner Abuse Intervention	-	150,000	-	-	150,000
G54641-Grant 2025 JTDC School Breakfast Program	-	-	250,000	-	250,000
G54642-Grant 2025 JTDC National School Lunch	-	-	450,000	-	450,000
G54643-Grant 2025 JTDC State Free Lunch & Breakfast	-	-	25,000	-	25,000
G54697-Grant 2024 OCJ Veterans Treatment Court Enhancement Program	-	1,000,000	-	-	1,000,000
G54702-Grant 2024 OCJ JAG ATBIIIC2	-	50,000	-	-	50,000
Total 1478-Chief Judge	\$ 11,295,033	\$ 11,178,151	\$ 8,453,215	\$ 183,333	\$ 19,631,366

1503-Clerk of the Circuit Court

G54685-Grant 2024 CCC Access to Justice Improvement	-	10,000	-	-	10,000
Total 1503-Clerk of the Circuit Court	-	\$ 10,000	-	-	\$ 10,000

1943-Cook County Land Bank Authority

G54347-Grant 2022 LB IHDA - Strong Communities Program #1.5	225,000	-	-	-	-
G54510-Grant 2024 Strong Communities Program #2	562,000	562,000	-	-	562,000
Total 1943-Cook County Land Bank Authority	\$ 787,000	\$ 562,000	-	-	\$ 562,000

GRANTS SUMMARY

Grant Number and Title	FY24 Approved Budget	FY25 Anticipated Carry Over	FY25 Anticipated New Award	County Cash Match	Total Project Amount
4020-Cook County Health & Hospital Systems					
G53871-Grant 2020 CCH A Multi-Level Genomic & Spatial Anal. Of MRSA Trans	-	145,381	-	-	145,381
G54029-Grant 2020 CCH COSSAP	1,169,366	641,927	-	-	641,927
G54030-Grant 2020 CCH Juvenile Justice & Mntl Health Collab	533,063	-	-	-	-
G54128-Grant 2022 CCH ANE - Nurse Practitioner	-	865,130	-	-	865,130
G54129-Grant 2022 CCH XDRO-Epi & Lab Cap. For infec. Disease - CDR	125,917	-	-	-	-
G54134-Grant 2022 CCH Partner Prevent Opioid Deaths in Sub Cook County	493,875	-	-	-	-
G54151-Grant 2021 DPH Health Equity Initiative	15,900,127	4,863,982	-	-	4,863,982
G54157-Grant 2021 DPH Lead Hazard Control	1,541,785	2,012,211	-	-	2,012,211
G54225-2021 CCH PEER Healthcare Network Collab	493,179	-	-	-	-
G54232-Grant 2022 CCH Healthcare Transformative Collab	1,795,080	-	-	-	-
G54237-Grant 2022 DPH COVID-19 Crisis	20,810	-	-	-	-
G54238-Grant 2023 DPH Public Health Emergency Preparedness	751,820	-	-	-	-
G54239-Grant 2023 DPH Cities Readiness	162,058	-	-	-	-
G54240-Grant 2023 DPH IL Tobacco Free Communities	526,776	-	-	-	-
G54241-Grant 2023 DPH Genetics Education & Follow-up	99,923	-	-	-	-
G54242-Grant 2023 DPH Pre-school Vision & Hearing	26,600	-	-	-	-
G54243-Grant 2023 DPH High Risk Infants Follow-up Fed	64,715	-	-	-	-
G54244-Grant 2023 DPH High Risk Infants Follow-up State	287,941	-	-	-	-
G54245-Grant 2023 DPH IL Breast and Cervical Fed	204,493	107,290	-	-	107,290
G54246-Grant 2023 DPH IL Breast and Cervical State	120,792	157,995	-	-	157,995
G54247-Grant 2023 CCH Breast Feeding Peer Couns	32,754	-	-	-	-
G54248-Grant 2023 CCH WIC	1,136,632	-	-	-	-
G54249-Grant 2023 CCH ANE - Nurse Practitioner	1,327,446	-	-	-	-
G54250-Grant 2023 CCH Healthy Start Initiative	979,999	-	-	-	-
G54252-Grant 2023 CCH IL Family Planning STE	836,734	310,055	-	-	310,055
G54253-Grant 2023 CCH Connect Adolescents to Ed	555,889	-	-	-	-
G54254-Grant 2023 CCH Primary Care Training & Enhancement	606,748	-	-	-	-
G54255-Grant 2023 CCH Primary Care Training & Enhancement - #2	822,406	-	-	-	-
G54256-Grant 2023 DPH Local Health Protection Ste	1,592,477	-	-	-	-
G54257-Grant 2023 CCH Opioid IL SOR.STR	826,843	-	-	-	-
G54258-Grant 2023 CCH Comprehensive MAT-Vivintro	279,397	-	-	-	-
G54259-Grant 2023 DPH State Indoor Radon	8,000	-	-	-	-
G54260-Grant 2023 CCH ANE-SANE	331,949	-	-	-	-
G54261-Grant 2023 CCH Cook County Offender Re-entry	142,297	-	-	-	-
G54262-Grant 2023 CCH Acupuncture in the ED	280,150	-	-	-	-
G54263-Grant 2023 CCH Chicago COVID-19 for External Healthcare Facilities	944,818	-	-	-	-
G54265-Grant 2023 CCH IL Family Planning FED	600,571	387,741	-	-	387,741
G54266-Grant 2023 CCH Project REACCH-OUT	704,761	-	-	-	-
G54270-Grant 2023 CCH Community Health Workers	5,368,680	3,005,790	-	-	3,005,790
G54338-Grant 2023 DPH Safe Drinking Water	14,667	-	-	-	-
G54339-Grant 2023 DPH Perinatal Hepatitis B	63,250	-	-	-	-
G54362-Grant 2022 DPH Syphilis Prevention Services Among Women	100,001	59,684	-	-	59,684
G54364-Grant 2022 CCH Comp Opi Stim & Sub Abuse Site-based Prg 2	1,220,355	1,238,706	-	-	1,238,706
G54388-Grant 2022 CCH NWU Cancer Health Equity Research SPORE	70,000	270,089	-	-	270,089
G54389-Grant 2021 CCH Chgo Prev & Interv Epicenter II	203,907	290,876	-	-	290,876

GRANTS SUMMARY

Grant Number and Title	FY24 Approved Budget	FY25 Anticipated Carry Over	FY25 Anticipated New Award	County Cash Match	Total Project Amount
G54396-Grant 2022 CCH ACPM/Reducing Hypertension	135,000	270,000	-	-	270,000
G54399-Grant 2023 CCH Cermak Disease Control Screening	800,000	-	-	-	-
G54402-Grant 2024 DPH Genetics Education & Follow-up	150,048	-	463,583	-	463,583
G54403-Grant 2024 DPH Public Health Emergency Preparedness	1,110,360	-	688,562	-	688,562
G54404-Grant 2024 DPH Cities Readiness	207,302	-	126,331	-	126,331
G54405-Grant 2024 DPH High Risk Infants Follow-up FED	138,253	-	53,710	-	53,710
G54406-Grant 2024 DPH High Risk Infants Follow-up STE	475,795	-	267,657	-	267,657
G54407-Grant 2024 DPH Local Health Protection STE	2,380,229	-	1,835,814	-	1,835,814
G54408-Grant 2024 DPH Ground Water	17,922	-	10,298	-	10,298
G54409-Grant 2023 DPH Ground Water	11,873	-	-	-	-
G54410-Grant 2024 DPH Perinatal Hep-B Prevention	56,610	-	42,000	-	42,000
G54411-Grant 2024 DPH Lead Poisoning Prevent & Response STE	577,186	-	257,353	-	257,353
G54413-Grant 2023 DPH Lead Poisoning Prevent & Response STE	336,831	-	68,185	-	68,185
G54415-Grant 2024 DPH Body Art	78,562	-	43,794	-	43,794
G54416-Grant 2023 DPH Body Art	52,377	-	-	-	-
G54417-Grant 2024 DPH Tanning	11,151	-	5,104	-	5,104
G54418-Grant 2023 DPH Tanning	7,548	-	-	-	-
G54419-Grant 2024 DPH Vector Surveillance	399,133	-	49,506	-	49,506
G54420-Grant 2023 DPH Vector Surveillance	285,817	-	-	-	-
G54421-Grant 2024 DPH Safe Drinking Water	22,001	-	10,977	-	10,977
G54422-Grant 2024 DPH IL Tobacco Free Communities	785,273	-	458,076	-	458,076
G54423-Grant 2024 DPH Pre-school Vision & Hearing Screening	39,900	-	39,900	-	39,900
G54424-Grant 2024 DPH State Indoor Radon Program	8,000	-	5,833	-	5,833
G54425-Grant 2023 DPH IL Preven Prescription/Opioid Drug Overdose	126,650	-	-	-	-
G54426-Grant 2024 DPH IL Preven Prescription/Opioid Drug Overdose	126,650	-	-	-	-
G54427-Grant 2024 CCH Breast Feeding Peer Counseling	32,754	-	45,000	-	45,000
G54428-Grant 2024 CCH WIC	1,727,739	-	1,467,002	-	1,467,002
G54429-Grant 2024 CCH Comprehensive MAT-Vivitrol	372,115	51,910	-	-	51,910
G54430-Grant 2024 CCH Opioid IL SOR.STR	1,137,431	-	389,138	-	389,138
G54431-Grant 2024 CCH ANE-SANE	718,596	-	500,000	-	500,000
G54432-Grant 2024 CCH ANE - Nurse Practitioner	1,499,999	-	1,564,984	-	1,564,984
G54434-Grant 2023 CCH Home Visiting Grant	116,317	-	-	-	-
G54435-Grant 2024 CCH Home Visiting Grant	184,794	-	273,300	-	273,300
G54437-Grant 2023 DPH Overdose Data to Action	73,550	-	-	-	-
G54438-Grant 2024 CCH IL Family Planning FED	400,818	-	-	-	-
G54439-Grant 2024 CCH IL Family Planning STE	1,082,019	-	-	-	-
G54440-Grant 2024 CCH Cook County Offender Re-entry	-	158,465	-	-	158,465
G54441-Grant 2024 CCH COVID-19 Contact Trac for Ext Hlth Facil	1,003,001	200,000	-	-	200,000
G54442-Grant 2024 CCH Acupuncture in the ED	740,397	498,958	-	-	498,958
G54443-Grant 2024 CCH Community Health Workers	5,430,406	4,537,209	-	-	4,537,209
G54444-Grant 2024 CCH Project REACCH-OUT	792,595	-	521,160	-	521,160
G54445-Grant 2024 CCH Primary Care Training & Enhancement	638,942	-	300,000	-	300,000
G54446-Grant 2024 CCH Primary Care Training & Enhancement #2	1,068,246	-	300,000	-	300,000
G54447-Grant 2024 CCH WSHEC Healthcare Transformation Collab	1,377,850	577,448	-	-	577,448
G54451-Grant 2023 CCH Sup Trans to Primarycare among Postpartum	-	363,255	-	-	363,255
G54452-Grant 2023 DPH Strengthening IL Public Health Admin	-	408,985	-	-	408,985
G54511-Grant 2024 CCH Flexible Housing Pool	254,643	-	106,354	-	106,354

GRANTS SUMMARY

Grant Number and Title	FY24 Approved Budget	FY25 Anticipated Carry Over	FY25 Anticipated New Award	County Cash Match	Total Project Amount
G54512-Grant 2024 CCH Healthy Start Initiative	980,001	-	684,706	-	684,706
G54513-Grant 2024 CCH Genomic Sequencing of Nonculture N Gonorrhea	254,231	-	254,231	-	254,231
G54514-Grant 2023 New Appro Improv Coronary Revascularization in Pat	10,000	10,000	-	-	10,000
G54549-Grant 2023 CCH Community Project Funding-NICU Stroger	-	863,000	-	-	863,000
G54550-Grant 2023 CCH Community Project Funding-Arlington Hts	-	1,000,000	-	-	1,000,000
G54560-Grant 2021 CCH Enhancing Perinatal Care Support to Improve	-	257,687	-	-	257,687
G54561-Grant 2023 CCH Site Participation Agreement-Trio	-	80,000	-	-	80,000
G54562-Grant 2023 CCH NICHD International and Domestic Pediatric	-	8,439	-	-	8,439
G54566-Grant 2025 DPH Emergency Preparedness	-	-	988,485	-	988,485
G54567-Grant 2025 DPH IL Breast & Cervical FED	-	-	85,129	-	85,129
G54568-Grant 2025 DPH IL Breast & Cervical State	-	-	270,848	-	270,848
G54569-Grant 2025 DPH High Risk Family Case Man Fed	-	-	92,074	-	92,074
G54570-Grant 2025 DPH High Risk Family Case Man State	-	-	500,053	-	500,053
G54571-Grant 2025 DPH Perinatal Hepatitis B Fed	-	-	72,000	-	72,000
G54572-Grant 2025 DPH Safe Drinking Water Fed	-	-	19,741	-	19,741
G54573-Grant 2025 DPH Comp Local Health Protection-State	-	-	2,923,500	-	2,923,500
G54574-Grant 2025 DPH Ground Water Program	-	-	17,249	-	17,249
G54575-Grant 2025 DPH Lead Poisoning Prev & Response-State	-	-	654,640	-	654,640
G54576-Grant 2025 DPH Body Art	-	-	75,075	-	75,075
G54577-Grant 2025 DPH Tanning	-	-	8,750	-	8,750
G54578-Grant 2025 DPH Vector Surveillance & Control	-	-	398,677	-	398,677
G54579-Grant 2025 DPH Tick Surveillance	-	-	4,125	-	4,125
G54580-Grant 2025 DPH Cities Readiness Initiative	-	-	221,310	-	221,310
G54581-Grant 2025 DPH IL Tobacco Free Communities	-	-	785,272	-	785,272
G54582-Grant 2025 DPH Preschool Vision & Hearing Screening	-	-	39,900	-	39,900
G54583-Grant 2025 DPH State Indoor Radon	-	-	10,000	-	10,000
G54584-Grant 2025 CCH Breast Feeding Peer Counseling	-	-	45,000	-	45,000
G54585-Grant 2025 CCH WIC-Supplemental Nutrition for Women, Inf, & Children	-	-	1,601,888	-	1,601,888
G54586-Grant 2024 CCH IL SOR State	-	-	291,667	-	291,667
G54587-Grant 2025 CCH IL SOR FED	-	-	745,465	-	745,465
G54588-Grant 2025 CCH IL SOR State	-	-	500,000	-	500,000
G54589-Grant 2025 CCH Sexual Nurse Assault Examiner-SANE	-	-	700,000	-	700,000
G54590-Grant 2025 CCH Nurse Practitioner Residency Fellowship Program	-	-	700,000	-	700,000
G54591-Grant 2025 CCH Healthy Start Initiative Eliminating	-	-	1,200,000	-	1,200,000
G54593-Grant 2025 CCH IL Family Planning Fed	-	-	664,699	-	664,699
G54594-Grant 2025 CCH IL Family Planning State	-	-	548,450	-	548,450
G54595-Grant 2025 CCH Project REACCH-OUT	-	-	42,148	-	42,148
G54596-Grant 2025 CCH Primary Care Training & Enhancement	-	-	600,000	-	600,000
G54597-Grant 2025 CCH Primary Care Training & Enhancement #2	-	-	600,000	-	600,000
G54598-Grant 2025 CCH Home Visiting	-	-	273,300	-	273,300
G54602-Grant 2024 CCH Having a Seat at the Table	-	-	200,000	-	200,000
G54603-Grant 2024 CCH Expanding an Active Surv Cohort to Improve	-	-	67,373	-	67,373
G54687-Grant 2024 CCH IBD Qoras of Cook County Health	-	-	125,000	-	125,000
G54689-Grant 2024 CCH UIC-All of Us	-	-	29,044	-	29,044
G54691-Grant 2024 CCH Gilead Master FOCUS Agreement	-	-	393,603	-	393,603
G54695-Grant 2024 CCH Violet Crime Victims Assistance	-	-	50,000	-	50,000
G54696-Grant 2024 CCH Multi-modality Image Fusion to Improve	-	-	30,000	-	30,000

GRANTS SUMMARY

Grant Number and Title	FY24 Approved Budget	FY25 Anticipated Carry Over	FY25 Anticipated New Award	County Cash Match	Total Project Amount
G54705-Grant 2025 DPH HOPWA Services	-	-	74,554	-	74,554
G54706-Grant 2025 DPH Populated Center Health Homes - CORP Prevention	-	-	302,666	-	302,666
G54707-Grant 2025 DPH Populated Center Health Homes - CDC Prevention	-	-	302,666	-	302,666
G54708-Grant 2025 DPH Tuberculosis TB Control - Stroger Hospital	-	-	792,140	-	792,140
G54709-Grant 2025 DPH Ryan White Part C Outpatient EIS Program	-	-	1,115,374	-	1,115,374
G54710-Grant 2025 DPH School Health Center at Morton East High School	-	-	124,500	-	124,500
G54711-Grant 2025 DPH Genetics/Sickle Cell - AB Hemoglobinopathies	-	-	36,850	-	36,850
G54712-Grant 2025 DPH Regional Perinatal Care System Program	-	-	446,237	-	446,237
G54713-Grant 2025 DPH IDPH Pediatric Genetic Counseling Program	-	-	125,000	-	125,000
Total 4020-Cook County Health & Hospital Systems Board	\$ 71,605,966	\$ 23,642,213	\$ 30,727,010	-	\$ 54,369,223
Grand Total	\$ 432,425,102	\$ 280,915,684	\$ 151,729,971	\$ 1,694,795	\$ 432,645,655

OTHER FINANCIAL AWARDS SUMMARY

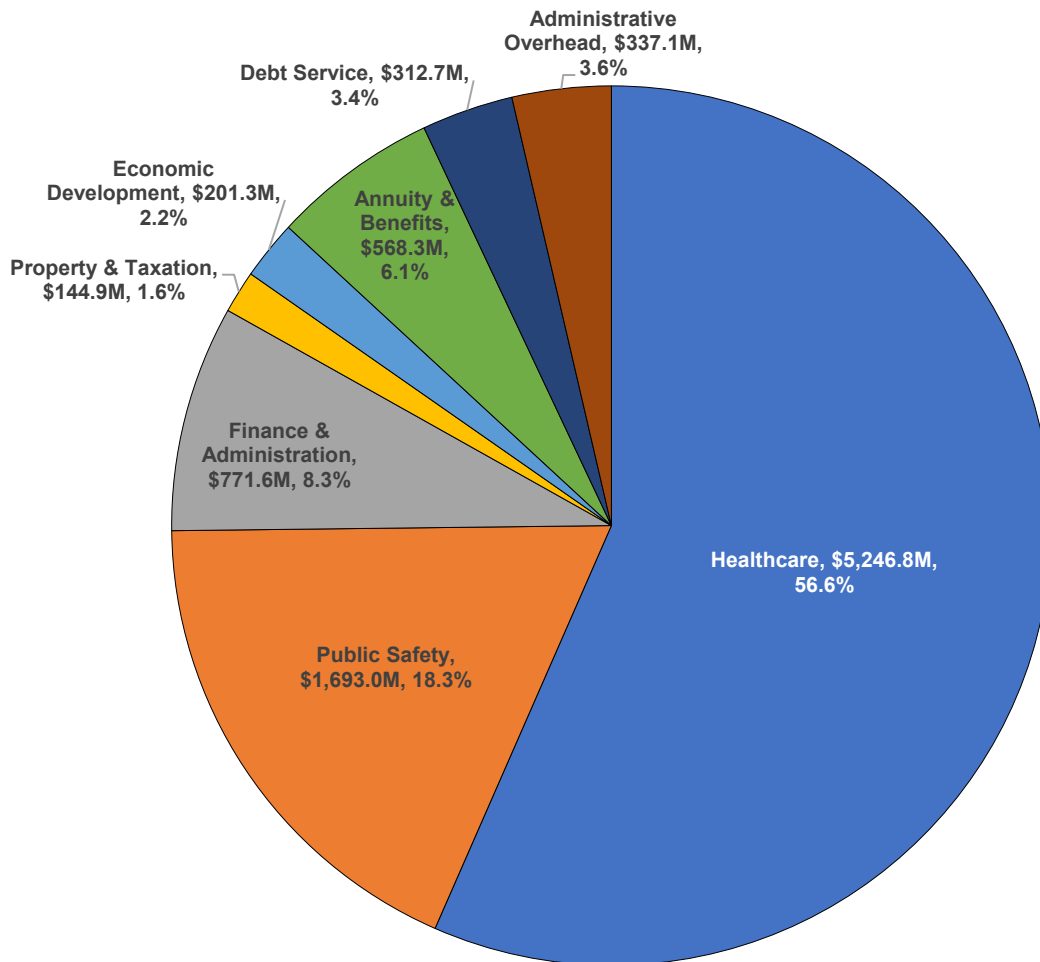
Other Financial Award Number and Title	FY24 Approved Budget	FY25 Anticipated Carry Over	FY25 Anticipated New Award	Total Project Amount
1478-Chief Judge				
G95004-OFA 2025 OCJ AOIC Technology Modernization	-	-	1,050,000	1,050,000
Total 1478-Chief Judge	-	-	\$1,050,000	\$1,050,000
1503-Clerk of the Circuit Court				
G95005-OFA 2025 CCC AOIC Technology Modernization	-	-	550,000	550,000
Total 1503-Clerk of the Circuit Court	-	-	\$550,000	\$550,000
4020-Cook County Health & Hospital Systems Board				
G95000-CRO 2024 Amgen Cards AAHeartStudy	-	-	647,545	647,545
G95001-CRO 2024 Visby ID PCR CT NGandTV	-	-	200,000	200,000
Total 4020-Cook County Health & Hospital Systems Board	-	-	\$847,545	\$847,545
Grand Total	-	-	\$2,447,545	\$2,447,545





ADOPTED EXPENDITURES

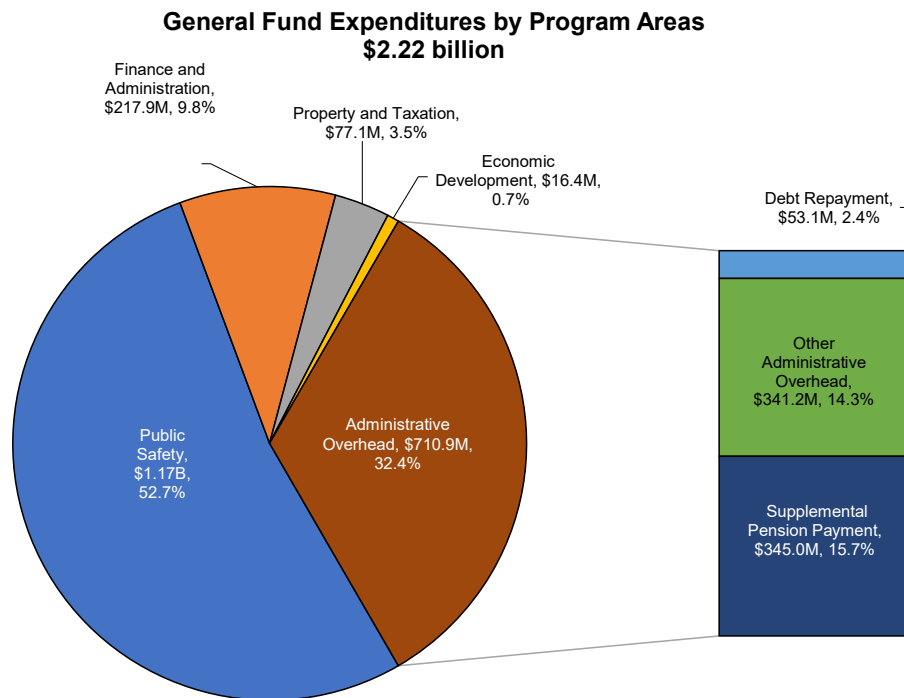
The FY2025 adopted budget totals \$9.94 billion, \$9.28 billion (93.3%) of which makes up the operating budget; the remaining \$666.3 million represents capital expenditures. The adopted operating budget is composed of \$5.25 billion for Healthcare, \$1.69 billion for Public Safety, \$771.6 million for Finance and Administration, \$144.9 million for Property and Taxation operations, \$201.3 million for Economic Development, \$337.1 million for Administrative Overhead, \$568.3 million for Annuity and Benefit and \$333.9 million for Debt Service. These expenditures include Special Purpose Funds and Grants.

FY2025 Operating Expenditures \$9.28 billion**\$9.28 BILLION TOTAL OPERATING EXPENDITURES**

56.6 percent	Healthcare Expenditures
18.3 percent	Public Safety Expenditures
8.3 percent	Finance and Administration Expenditures
1.6 percent	Property and Taxation Expenditures
2.2 percent	Economic Development Expenditures
3.6 percent	Administrative Overhead Expenditures
6.1 percent	Annuity and Benefit Expenditures
3.4 percent	Debt Service Expenditures

GENERAL FUND — EXPENDITURES BY PROGRAM AREA

The Corporate and Public Safety Funds together make up the County's General Fund. The adopted General Fund budget for FY2025 totals \$2.22 billion, an increase of \$24.2 million (1.1%) from the FY2024 adopted budget. Of the total General Fund expenditures, \$1.17 billion (52.7%) are for the public safety system, an increase of \$49.4 million (4.4%) compared to the FY2024 adopted budget. \$311.4 million (14.0%) of the total General Fund expenditures are allocated among Finance and Administration, Economic Development and Property and Taxation areas. These combined expenditures represent an increase of \$15.3 million (5.2%) relative to the FY2024 appropriation. Administrative Overhead constitutes \$739.4 million (33.3%) of the total adopted expenditures, including a pension contribution of \$345.0 million from the General Fund, debt repayment of \$53.1 million, and other County-wide costs of \$341.2 million. In FY2025, Administrative Overhead expenditures decreased by \$40.5 million (5.2%) from FY2024 expenditures.



Program Areas	2021 Adopted	2022 Adopted	2023 Adopted	2024 Adopted	2025 Adopted
Public Safety	1,149,341,075	1,221,593,032	1,063,940,996	1,120,324,562	1,169,758,792
Finance and Administration	154,443,453	167,925,882	194,676,645	207,813,374	217,918,890
Property and Taxation	61,719,864	64,854,778	70,714,490	73,202,725	77,055,901
Economic Development	10,191,636	11,092,716	14,689,400	15,066,708	16,392,678
Administrative Overhead	520,631,637	543,963,076	630,257,386	779,843,620	739,372,563
Total	\$1,896,327,665	\$2,009,429,485	\$1,974,278,917	\$2,196,250,989	\$2,220,498,825

FTEs by Program Areas	2021 Adopted	2022 Adopted	2023 Adopted	2024 Adopted	2025 Adopted
Public Safety	11,551	11,882	12,156	12,032	12,080
Finance and Administration	1,326	1,379	1,571	1,622	1,634
Property and Taxation	591	594	625	644	650
Economic Development	77	79	96	96	95
Total	13,546	13,934	14,448	14,395	14,459

GENERAL FUND — HIGHLIGHTS BY PROGRAM AREA

PUBLIC SAFETY

Cook County is responsible for the public safety of its approximately 5.17 million residents; accordingly, the public safety system budget makes up 52.7% of the General Fund. The public safety system is composed of the Court System, the Department of Corrections and Sheriff Operations. The County's Court System—the second largest unified court system in the world— hears civil, criminal and administrative cases. Cook County also operates a pretrial detention facility for adults at the County jail, and for juveniles at the Juvenile Temporary Detention Center (JTDC).

The adopted FY2025 General Fund budget for Public Safety totals \$1.17 billion, an increase of \$49.4 million (4.4%) above the FY2024 appropriation. The public safety portfolio is adding 47 full time equivalent (FTE) positions, a year-over-year increase of 0.4%. Additionally, a planned 5.0% cost of living adjustment—on top of the new positions—accounts for much of the increase in the public safety operating budget. The year-over-year FTE increases are primarily driven by anticipated staffing needs for community alternatives to JTDC. Certain transportation-related expenditures totaling \$252.4 million are budgeted within public safety offices, but are allocated to the Transportation Fund, as authorized under Article IX, § II of the Illinois Constitution and in accordance with the [Analysis of the Safe Roads Amendment Expenditures Report](#).

FINANCE & ADMINISTRATION

A large organization like Cook County requires fiscal and policy oversight, as well as sound management in the areas of budgeting, revenue collection, human resources, information technology, and purchasing. The FY2025 adopted budget allocates \$217.9 million for finance and administration, an increase of \$10.1 million (4.9%). FTEs within finance and administration are increasing by 12 (0.8%) compared to FY2024. These additional FTEs are allocated to Facilities Management, for the implementation of a FY2024 engineer trainee program, and to JAC, to assist with grant monitoring and reporting requirements. The County also continues to make crucial investments towards modernizing and reshaping government. Major projects include disaster recovery, asset management, and enterprise budget planning.

To promote more efficient procurement practices for County agencies, the Office of the Chief Procurement Officer and the Office of Contract Compliance has been consolidated, effective FY2025. Further, the Bureau of Human Resources proposes to establish a new department, the Office of the Chief Human Resources Officer, to separate bureau-level administrative functions from services provided to the greater Offices under the President.

PROPERTY AND TAXATION

Cook County administers the second largest property taxation system in the United States on behalf of its 2,200 underlying local taxing jurisdictions; this includes more than 1.8 million parcels of real estate. Key functions of the system are assessment, appeals, billing, and tax collection. The FY2025 adopted budget for Property and Taxation offices totals \$77.1 million, a 5.3% increase from FY2024, with an FTE increase of six within the Assessor's Office.

The County has made a number of investments in technology designed to increase collaboration and process improvement, most notably an integrated property tax system. The multi-year implementation process for the new system is already underway and will continue through FY2025. The Treasurer's Office will continue to focus on outreach, specifically to ensure duplicate payments and missing senior exemptions are discovered quickly. The Assessor's Office will focus on reassessment of the Northern Suburbs and plans to implement a new customer service system to better track taxpayer inquiries to help streamline the administration of appeals and exemptions. The Board of Review will continue to use new technology to enhance the data exchange and facilitate the reconciliation of records between taxing bodies. It will also work to increase data accessibility and transparency, provide a user-friendly experience and defend Property Tax Appeal Board cases. The County Clerk's office

continues to replace antiquated cashiering, accounting and recording systems, on top of creating workflow efficiencies, reducing revenue slippage, and implementing cybersecurity tools such as electronic signatures to reduce the need to visit the office.

ECONOMIC DEVELOPMENT

Cook County strives to foster economic and job growth—through both regional collaboration as well as workforce and community development—by strategically leveraging federal, state and local resources. In FY2025, expenditures associated with the Bureau of Economic Development total \$16.4 million, an increase of \$1.3 million (8.8%) above the FY2024 appropriation. The increase is primarily driven by the General Fund investment to enhance the 2-1-1 service system, in collaboration with the City of Chicago, to coordinate the resident experience across Chicago's metropolitan region. The Bureau of Economic Development will continue to focus on programs and initiatives geared toward the County's COVID-19 Economic Recovery Plan, funded through the County's ARPA allocation, the Equity Fund, and grants.

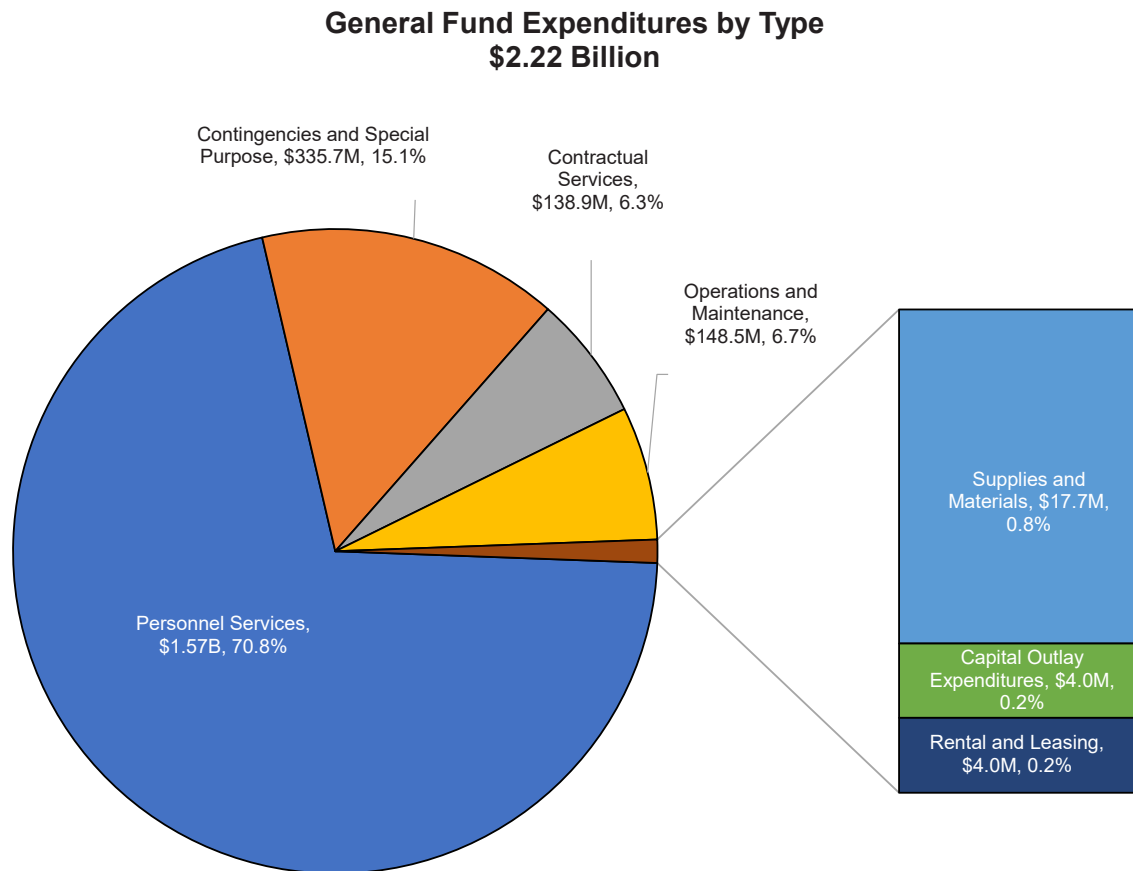
ADMINISTRATIVE OVERHEAD

Administrative Overhead is defined as any fixed expense that recurs on a regular basis and refers to those expenses which are necessary to the County's continued functioning, but which cannot be immediately associated with the products or services offered by a specific office. This includes various technology costs, payments for utilities, debt service expenses and other Countywide costs. This also accounts for General Fund transfers to certain Special Purpose Funds.

The FY2025 budget includes total Administrative Overhead expenditures of \$739.4 million, a decrease of \$40.5 million (5.2%) compared to the FY2024 appropriation. The decrease is due to a reduction of General Fund transfers to Special Purpose Funds, including the elimination of a \$99.8 million investment in the Annuity and Benefit Fund. The County's overall debt service costs remain in line with its policy goal of ensuring they do not increase by more than 2.0% year over year, which is based on the long-term inflationary target of the Federal Reserve Bank. The FY2025 adopted budget also includes a new \$4.0 million allocation to develop Generative Artificial Intelligence strategies for County government and an \$11.6 million investment to expand the Down Payment Assistance program and the Modular Homes Pilot program.

GENERAL FUND — EXPENDITURES BY TYPE

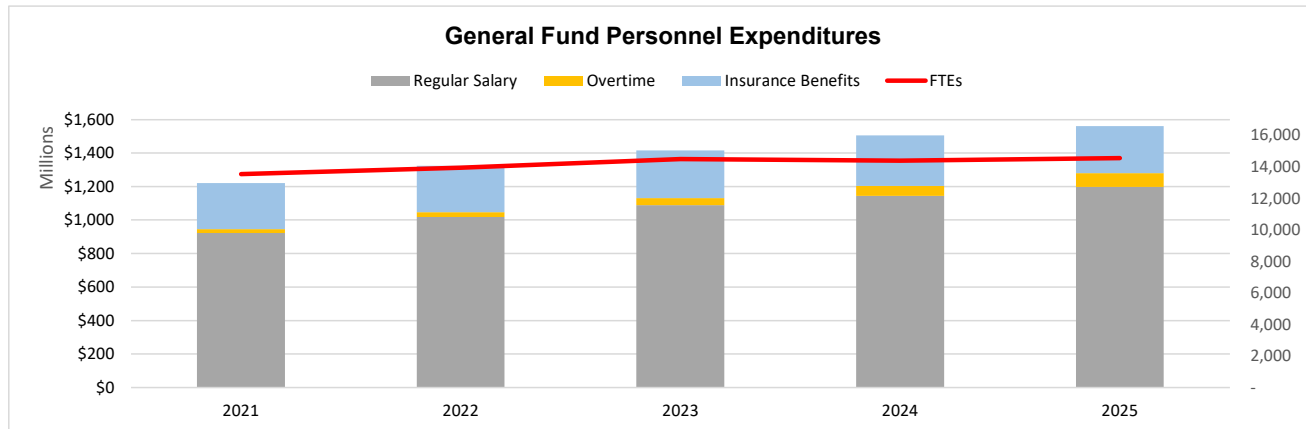
Of the \$2.22 billion in General Fund expenditures, \$345.0 million are allocated to address outstanding unfunded pension liabilities in the County Employees' Annuity and Benefit Fund (the "Pension Fund"), as part of continued efforts to ensure fully-funded pensions. This payment will be transferred to the Pension Fund for annuitant healthcare and pension obligations. Net of the additional pension payment, the adopted expenditures of the General Fund are \$1.88 billion, with personnel expenses budgeted at \$1.57 billion, (84.4%) and non-personnel expenses at \$292.2 million (15.6%).



Type of Expenditure	2021 Adopted	2022 Adopted	2023 Adopted	2024 Adopted	2025 Adopted
Personnel Expenditures	1,228,432,312	1,332,931,362	1,423,979,916	1,511,478,475	1,571,778,163
Contractual Service	136,725,446	114,607,282	126,161,729	122,706,133	138,857,929
Supplies and Materials	14,769,144	15,138,445	17,557,168	18,459,145	17,725,566
Operations and Maintenance	106,883,338	119,575,066	137,151,522	139,398,607	148,527,279
Rental and Leasing	3,788,525	3,228,913	3,341,961	3,242,695	3,982,191
Capital Outlay Expenditures	2,426,327	2,366,327	2,316,327	50,000	3,950,000
Contingencies and Special Purpose	403,302,573	421,582,090	263,770,293	400,915,933	335,677,698
Total	\$1,896,327,665	\$2,009,429,485	\$1,974,278,917	\$2,196,250,989	\$2,220,498,825

PERSONNEL SERVICES

Totalling \$1.57 billion, personnel expenses show a \$60.3 million (4.0%) year-over-year increase in the General Fund, primarily due to a 5.0% cost of living adjustment and 64 additional FTEs. Personnel expenses are comprised of 76.2% salaries and wages, 17.9% for employee health benefits, 5.2% for overtime compensation, and 0.7% of other personnel expenditures, such as training and transportation expenses. The FY2025 regular salary account is increasing by \$52.7 million (4.6%) and insurance costs are decreasing by \$19.0 million (6.3%) compared to FY2024. Additional information on employee benefits can be found in the Self-Insurance Fund Section.



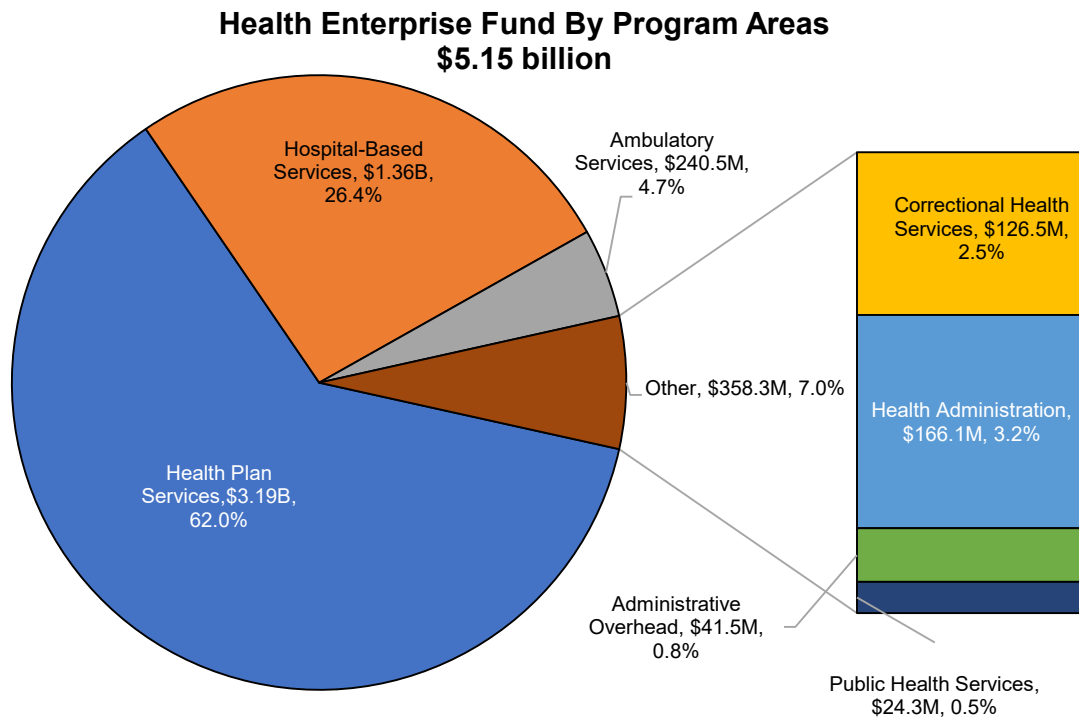
Personnel Expenditures	2021 Adopted	2022 Adopted	2023 Adopted	2024 Adopted	2025 Adopted
Regular Salary	922,943,348	1,017,831,779	1,089,526,527	1,144,725,186	1,197,472,491
Overtime	22,985,813	28,037,909	40,212,693	58,331,050	81,776,661
Insurance Benefits	275,270,917	278,357,305	284,983,199	300,987,903	282,037,243
Other	7,232,234	8,704,369	9,257,497	7,434,337	10,491,768
Total	\$1,228,432,312	\$1,332,931,362	\$1,423,979,916	\$1,511,478,475	\$1,571,778,163
FTEs	13,546	13,934	14,448	14,395	14,459

NON-PERSONNEL SERVICES

Non-personnel expenditures represent \$648.7 million of the adopted FY2025 General Fund budget of \$2.22 billion. As addressed above, \$345.0 million of the non-personnel budget is related to the General Fund contribution to the Pension Fund. The remaining \$303.7 million is for contractual services, operations and maintenance, supplies and materials, rental and leasing costs, capital outlay expenditures, and other contingency expenses. The County will also transfer \$125.0 million from the General Fund to support various Special Purpose Funds, including: the Land Bank Authority, to subsidize its operating expenses (\$12.3 million); the Equity Fund, to support various initiatives recommended by the Equity Taskforce (\$6.6 million); the Infrastructure and Equipment Fund, to invest in renewable energy projects and to improve the replacement cycle of County computer equipment (\$41.1 million); the Disaster Response and Recovery Fund (up to \$50.0 million); and the Homeowner Relief Fund (\$15.0 million) to provide one-time unrestricted cash assistance to qualified Cook County residents experiencing financial hardship as a result of property taxes.

HEALTH ENTERPRISE FUND — EXPENDITURES BY PROGRAM AREA

The Health Enterprise Fund supports Cook County's healthcare functions. The FY2025 Health Enterprise Fund adopted budget is \$5.15 billion, an increase of \$889.3 million (20.9%) from FY2024. This is largely due to an anticipated increase in Managed Care claim expenses, as well as higher personnel expenditures and rising pharmaceutical prices.



Program Areas	2021 Adopted	2022 Adopted	2023 Adopted	2024 Adopted	2025 Adopted
Health Plan Services	2,229,638,357	2,601,756,444	2,650,936,266	2,527,840,128	3,188,513,333
Hospital-Based Services	836,932,440	884,138,888	934,085,148	1,217,139,495	1,358,177,848
Correctional Health Services	104,464,484	105,989,253	101,258,434	116,848,412	126,465,756
Health Administration	50,441,051	53,567,120	85,892,359	125,923,427	166,051,572
Ambulatory Services	108,351,103	157,256,819	159,728,768	210,630,260	240,539,925
Public Health Services	16,907,639	17,821,440	20,461,383	22,266,880	24,308,812
Administrative Overhead	40,648,081	37,995,811	39,565,580	35,650,267	41,498,790
Total	\$3,387,383,155	\$3,858,525,775	\$3,991,927,938	\$4,256,298,868	\$5,145,556,036

FTEs by Program Areas	2021 Adopted	2022 Adopted	2023 Adopted	2024 Adopted	2025 Adopted
Health Plan Services	344	441	444	433	428
Hospital-Based Services	4,871	4,975	4,853	4,634	4,901
Correctional Health Services	727	718	718	661	651
Health Administration	317	375	469	556	483
Ambulatory Services	416	952	977	919	940
Public Health Services	128	129	173	123	126
Total	6,802	7,590	7,634	7,326	7,529

HEALTH ENTERPRISE FUND — HIGHLIGHTS BY PROGRAM AREA

HEALTH PLAN SERVICES

Health Plan Services contain CountyCare, which is a Medicaid health plan providing benefits to enrolled members resulting from the expansion of Medicaid under the Affordable Care Act. CountyCare membership is a major cost driver for medical claims and administrative expenses; FY2024 membership reached 425,000, due in part to Medicaid eligibility expansion to new immigrant adults and seniors, as well as efforts to retain and increase membership through re-determination assistance and helping members maintain eligibility. Though Cook County Health (CCH) will continue these efforts in FY2025, the monthly average membership level is expected to decrease to approximately 392,000, largely due to the re-determination process. CountyCare is developing a new medical cost action plan to deliver savings opportunities and cost-abatement strategies across all areas of the health plan.

In FY2025, CCH will further implement control measures aimed at both reducing member costs, as well as increasing medical and pharmacy utilization rates. These measures include an enhanced management program for chronic kidney disease, expanded value-based care agreements and magnified management of specialty services. CountyCare also hopes to increase utilization of the CCH Express Care virtual option for patients.

HOSPITAL-BASED SERVICES

The CCH-affiliated Stroger and Provident Hospitals together serve over 300,000 patients annually. In FY2025, Stroger Hospital will work to grow its Surgical, Neurosciences, Oncology, and Cardiovascular Services. At Provident Hospital, CCH will re-establish Neurology and Stroke Center services, open the Community Triage and Stabilization Center, and expand gastrointestinal and women's services. CCH will also continue to work with CountyCare members to increase utilization of Stroger and Provident Hospitals.

The FY2025 budget for Stroger and Provident Hospitals is \$1.36 billion, an increase of \$141.0 million (11.6%) over the FY2024 appropriation. This increase is largely attributable to more expensive pharmaceuticals and laboratory supplies, as well as to rising contractual labor costs. These two hospitals have a combined recommended FTE count of 4,685 in FY2025, which is an increase of 51 FTEs compared to FY2024.

CORRECTIONAL HEALTH SERVICES

CCH also provides correctional health services via Cermak Health Services and Juvenile Temporary Detention Center (JTDC) Health. Cermak Health Services offers healthcare for detainees at the Cook County Department of Corrections, and JTDC Health provides healthcare for juveniles housed within the JTDC. The FY2025 adopted budget for Correctional Health totals \$126.5 million, which is a \$9.6 million (8.2%) increase over FY2024. This increase is due to higher IT costs within Cermak operations and maintenance.

HEALTH SYSTEM ADMINISTRATION

The FY2025 adopted budget makes organizational changes within CCH's Health System Administration and continues to fund a position control program to further organizational goals related to vacancies. The Health System Administration's budget of \$166.1 million includes salaries and benefits costs for 508 FTEs, as well as an increased contractual services budget for research and development, including revenue cycle enhancements. The FY2025 budget also includes \$1.8 million for internship opportunities and nursing scholarships at the Provident Hospital.

AMBULATORY HEALTH SERVICES

CCH's Ambulatory and Community Health Network (ACHN) consists of a network of 12 community health centers that coordinate primary and specialty outpatient care in both community and hospital settings. The network emphasizes primary and preventative care and also provides specialty outpatient and diagnostic services for persons of all ages. ACHN's FY2025 budget of \$209.5 million is a \$28.9 million (16.0%) increase over FY2024, and it addresses the greater need for security, behavioral health, and registry services, as well as rising costs, including asylum-seekers healthcare estimates. The increase also includes salaries and benefits costs for 848 FTEs.

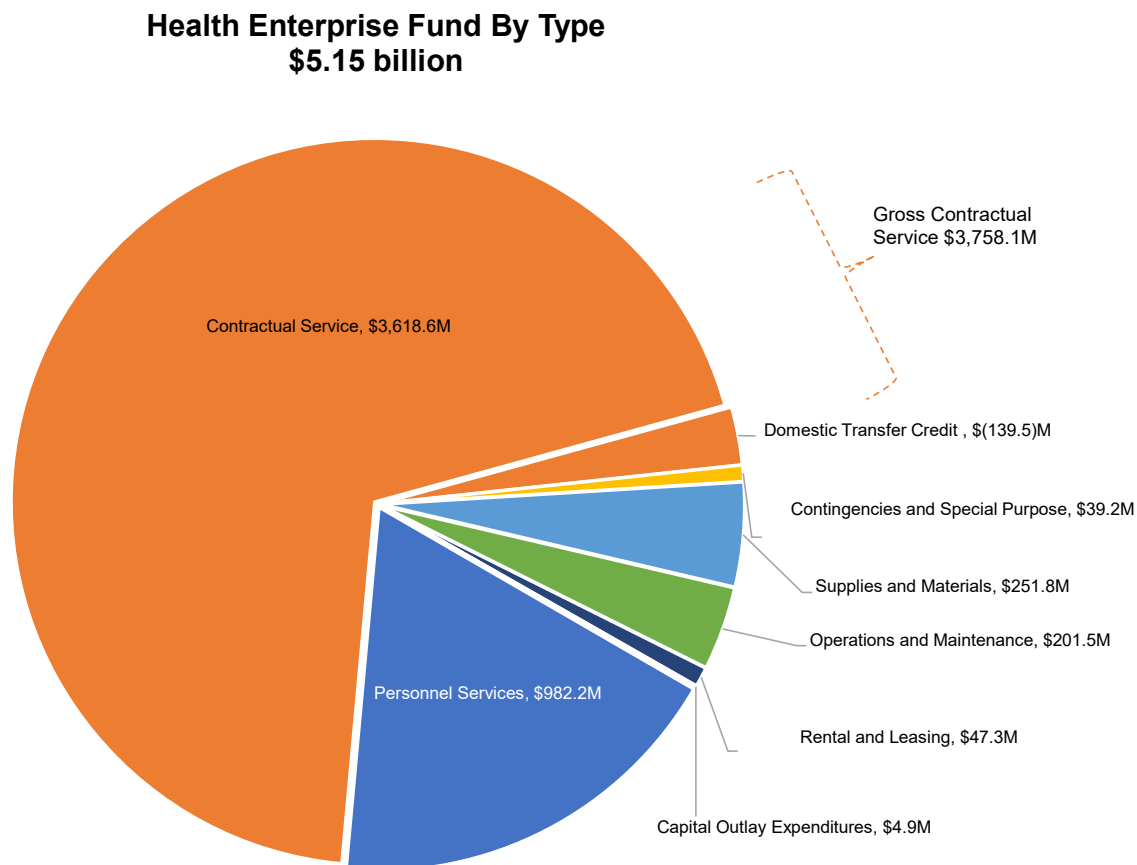
The CORE Center coordinates care for the prevention, care, and research of HIV/AIDS and other infectious diseases. The budget for the CORE Center totals \$31.1 million and 73 FTEs in FY2025.

PUBLIC HEALTH SERVICES

Cook County Department of Public Health (CCDPH) serves 2.5 million residents in 124 municipalities across the County, offering effective and equity-focused disease prevention and health promotion programs. CCDPH's FY2025 budget is \$24.3 million and supports salaries and benefits for 127 FTEs.

HEALTH ENTERPRISE FUND – EXPENDITURES BY TYPE

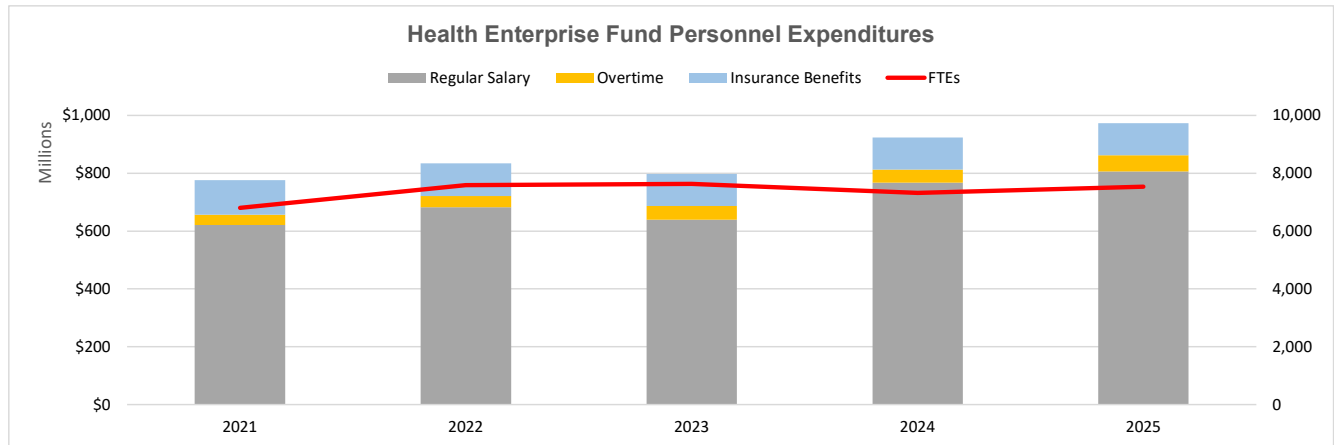
As detailed above, the FY2025 adopted budget of the Health Enterprise Fund is \$5.15 billion, an increase of \$889.3 million (20.9%) from FY2024. Drivers of this increase include higher personnel costs due to a 5.0% cost of living adjustment, an anticipated uptick in contractual services relating to managed care claims, and rising prices for pharmaceuticals. The adopted budget includes personnel services costs of \$982.2 million and contractual services costs of \$3.76 billion, together making up 92.2% of the Health Enterprise Fund budget; the remaining \$542.6 million (7.8%) support various other non-personnel services costs.



Type of Expenditure	2021	2022	2023	2024	2025
	Adopted	Adopted	Adopted	Adopted	Adopted
Personnel Services	779,831,580	838,352,016	802,174,858	931,101,857	982,222,588
Contractual Service	2,310,637,874	2,720,737,299	2,834,954,090	3,007,961,534	3,758,149,826
<i>Domestic Transfer Credit</i>				-114,358,276	-139,525,143
Net Contractual Services				2,893,603,258	3,618,624,683
Supplies and Materials	135,480,331	148,721,948	166,813,700	187,826,595	251,777,075
Operations and Maintenance	107,169,453	109,225,122	118,950,082	159,008,056	201,480,246
Rental and Leasing	36,137,114	33,760,298	43,743,791	46,136,513	47,332,173
Capital Outlay Expenditures	0	249,572	5,256,667	4,900,000	4,900,000
Contingencies and Special Purpose	18,126,803	7,479,520	20,034,750	33,722,589	39,219,270
Total	\$3,387,383,155	\$3,858,525,775	\$3,991,927,938	\$4,256,298,868	\$5,145,556,036

PERSONNEL SERVICES

The Health Enterprise Fund's personnel expenditure represents \$982.2 million, a 5.5% increase from FY2024. The increase is driven by natural progressions in salary and a 5% cost of living adjustment in salary and wages; FTEs are budgeted to increase by 203 from FY2024.



Personnel Expenditures	2021 Adopted	2022 Adopted	2023 Adopted	2024 Adopted	2025 Adopted
Regular Salary	621,643,466	682,327,257	640,077,729	767,753,059	806,899,216
Overtime	34,977,176	39,116,852	46,170,546	45,717,316	55,417,960
Insurance Benefits	119,667,297	112,895,038	110,732,983	109,780,050	110,843,169
Other Benefits	3,543,642	4,012,869	5,193,600	7,851,431	9,062,243
Total	\$779,831,580	\$838,352,016	\$802,174,858	\$931,101,857	\$982,222,588
FTEs	6,802	7,590	7,634	7,326	7,529

NON-PERSONNEL SERVICES

The adopted non-personnel budget totals \$4.16 billion—\$3.76 billion (90.3%) of which is allocated for contractual services, such as CountyCare claim expenses and contractual labor. Other non-personnel budget line items, excluding domestic transfer credits, come to \$542.7 million, and fund increased supplies and maintenance costs, as well as healthcare estimates for new arrivals.

OTHER MAJOR FUNDS

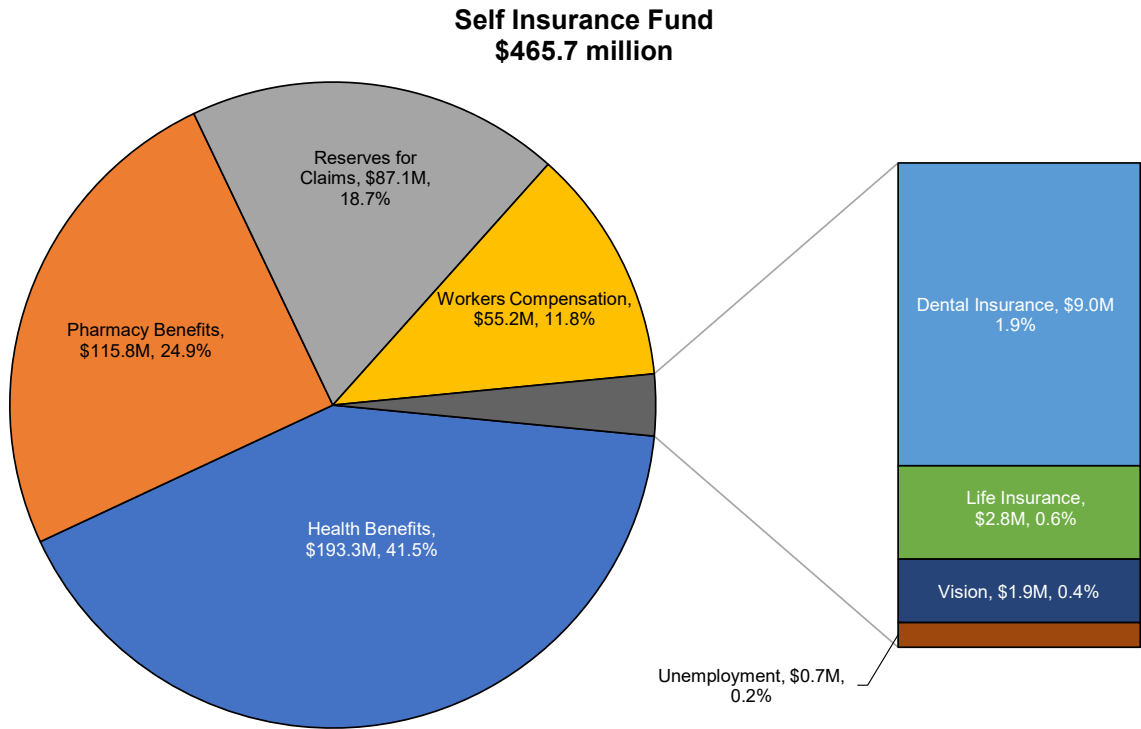
SELF-INSURANCE FUND

The County administers a self-insurance program for employee health insurance, life insurance, unemployment compensation, workers compensation, and liability-related claims and expenses. The purpose of the Self-Insurance Fund is to insulate departments from these inherently volatile expenses, while pooling the County’s risk into a central fund. The chart below shows the distribution of expenses by risk type in the Self-Insurance Fund. Nominally, the cost of Group Health insurance is the largest expense but Reserves for Claims represents the greatest potential risk.

The overall cost of employee and dependent health benefits coverage in FY2025 is expected to slightly decrease below the FY2024 appropriation by 0.2%, driven by changes in health costs, utilization, headcount, and employee plan selections. Overall anticipated expense reductions in workers compensation and health insurance are mostly offset by expected increases in prescription drug costs and the ongoing shift from HMP enrollment to more costly PPO plans. Reserves for Claims within the Self-Insurance Fund are to increase by \$24.3 million in FY2025 in response to the County’s increase in general liabilities.

CAPITAL PROJECTS FUND

Capital Projects Fund expenditures are used to fund construction and upgrade costs for County facilities, Highway and Transportation infrastructure projects, and capital equipment. Details are available in the Capital Improvement Programs section.



ANNUITY AND BENEFIT FUND

The County Employees' and Officers' Annuity and Benefit Fund (the "Pension Fund") is a single defined benefit, single employer pension, and OPEB plan, established by Articles 9 and 10 of the Illinois Pension Code (40 ILCS 5/Art. 9 and 40 ILCS 5/Art. 10). The adopted FY2025 contribution totals \$568.3 million, funding annuitant healthcare and actuarially determined pension contributions.

DEBT SERVICE FUND

The County's Debt Service Fund supports General Obligation debt service payments. The Debt Service Fund is financed—and thus General Obligation debt service is paid—from the levy of property taxes. Debt service for Sales Tax Revenue Bonds is paid out from Sales Tax revenue received by the County, in monthly deposits to a Trustee. Per the FY2025 adopted budget, the Fund will receive revenues from Property Taxes of \$259.6 million and transfers of \$53.1 million, all of which will go toward paying Debt Service. As of November 30, 2024, the total outstanding General Obligation debt for FY2025 will be \$1.90 billion, and Sales Tax debt will be \$839.0 million. The County's General Obligation bond ratings are A1, A+, and AA from Moody's, S&P, and Fitch, respectively—all investment grade. The Sales Tax bonds are rated AA-, AAA, and AA by S&P, Kroll, and Fitch, respectively.

NON-MAJOR FUNDS

SPECIAL PURPOSE FUNDS

In addition to the General Fund, the County's FY2025 appropriation includes budgets for non-major County funds. These include Special Purpose Funds, which are established for a specific and dedicated purpose and are intended to be self-balancing. The total adopted FY2025 expenditures in Special Purpose Funds are decreasing by \$349.2 million compared to FY2024, largely due to the spending down of available ARPA funds in previous fiscal years.

The revenue collected in the Transportation Fund will offset transportation-related expenditures, as authorized under the Safe Roads Amendment. With more transportation-related expenditures in the FY2025 adopted budget than revenues anticipated to be collected in the Transportation Fund to offset such costs, the County has allocated a percentage of such transportation-related expenditures to the Transportation Fund from the Public Safety Fund, based on the cost allocation methodology set forth in the [*Analysis of the Safe Roads Amendment Expenditures Report*](#).

Cook County also established the Infrastructure and Equipment Fund in FY2023 to reduce borrowing costs related to capital projects and infrastructure. The adopted budget of this fund includes a \$24.1 million allocation for computer modernization, as well as \$15.0 million for the installation of solar panels on County buildings to expand renewable energy usage.

ELECTION FUND

In FY2025, the Election Fund adopted budget is decreasing by \$33.3 million dollars compared to FY2024, due to FY2025 being an off-cycle election year.

GRANT FUNDS & OTHER FINANCIAL AWARDS

The County receives grant funding and other financial awards from Federal, State, and private agencies for a range of direct and indirect services under various program areas. In FY2025, award funding is increasing by \$2.7 million compared to FY2024. Federal Emergency Management Agency (FEMA) relief funding, for example, will substantially decrease in FY2025, and mainly go towards administrative closeout costs. Additional details can be found in the Revenue section of this appropriation book.

The following tables reflect the Five-Year Summary of Appropriations and FTEs for each Non-Major Fund:

SUMMARY OF APPROPRIATIONS AND FTES BY FUND

	2021 Adopted	2022 Adopted	2023 Adopted	2024 Adopted	2025 Adopted
Special Purpose Funds	445,651,682	950,177,487	1,474,632,653	1,620,507,852	1,271,350,709
Election Fund	29,840,858	60,411,563	30,605,188	64,303,928	31,050,933
Grants	364,942,358	434,148,526	500,610,722	432,425,102	435,093,200
Total	\$840,434,898	\$1,444,737,576	\$2,005,848,564	\$2,117,236,882	\$1,737,494,842

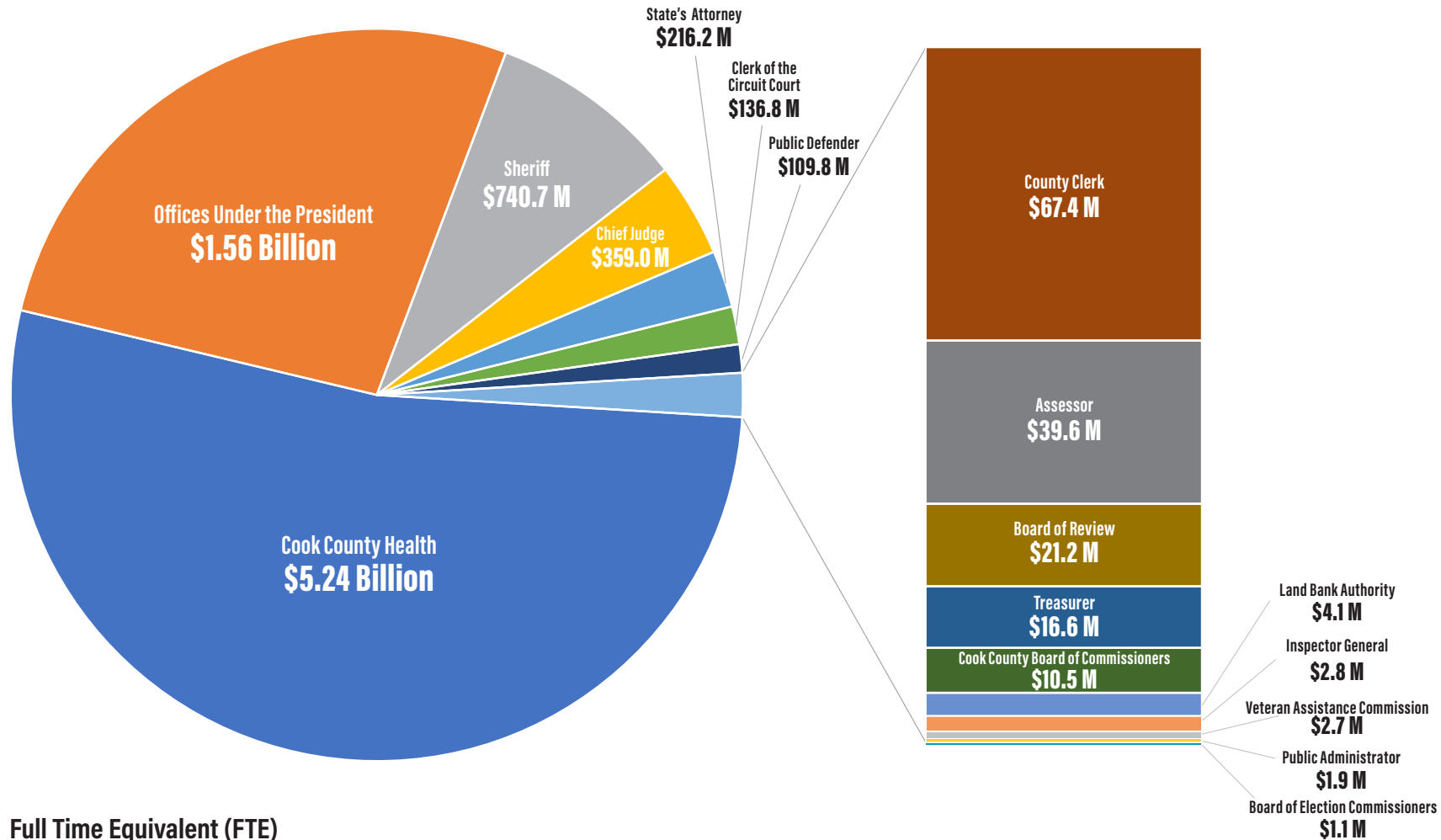
	2023 Appropriation	2024 Appropriation	2025 Appropriation	2025/2024 Change
<u>General Fund</u>				
Budget	1,971,962,590	2,196,200,989	2,216,548,825	20,347,837
Positions (FTE)	14,448.1	14,394.7	14,458.7	64.0
<u>Health Enterprise Fund</u>				
Budget	3,986,671,271	4,251,398,868	5,140,656,036	889,257,168
Positions (FTE)	7,634.0	7,326.0	7,529.0	203.0
<u>Election Fund</u>				
Budget	30,605,188	64,303,928	31,050,933	33,252,996
Positions (FTE)	117.0	115.0	115.0	-
Subtotal Budget	\$5,989,239,049	\$6,511,903,785	\$7,388,255,794	\$876,352,009
Sutotal FTE	22,199.1	21,835.7	22,102.7	267.0
<u>Special Purpose Fund</u>				
Budget	1,798,554,592	1,773,174,449	1,465,050,704	308,123,745
Positions (FTE)	970.7	1,039.4	954.9	(84.5)
<u>Grants</u>				
Budget	481,569,985	420,037,147	422,463,612	2,426,465
Positions (FTE)	590.6	489.2	483.9	(5.2)
Total Operating	\$8,269,363,627	\$8,705,115,381	\$9,275,770,110	\$570,654,729
Total Positions (FTE)	23,760.4	23,364.3	23,541.5	177.2
<u>Capital Fund</u>				
Budget	523,645,472	556,643,073	666,266,455	109,623,381
Total Budget	\$8,793,009,099	\$9,261,758,455	\$9,942,036,565	\$680,278,110
Total Positions (FTE)	23,760.4	23,364.3	23,541.5	177.2

ADOPTED EXPENDITURES

2025 COOK COUNTY ADOPTED EXPENDITURES BY OFFICE

Excluding Capital and Fixed Charges

ANNUAL APPROPRIATION BILL VOLUME 1



Full Time Equivalent (FTE)

Cook County Health	7,817	Public Defender	823	Public Administrator	15
Sheriff	5,721	Assessor	306	Board of Election Commissioners	4
Chief Judge	3,093	County Clerk	349	Inspector General	20
Offices Under the President*	2,144	Treasurer	78	Land Bank Authority	19
Clerk of the Circuit Court	1,422	Board of Review	167	Veterans Assistance Commission	15
States Attorney	1,452	Cook County Board of Commissioners	96		

*The following bureaus and their departments fall under the Budget Appropriations:

Offices Under The President: Office of the President, Justice Advisory Council
Bureau of Administration: Office of the Chief Administrative Officer, Environment and Sustainability, Medical Examiner, Department of Emergency Management and Regional Security, Department of Transportation and Highways, MFT Illinois First (1st), Township Roads, Animal and Rabies Control, County Law Library, Environmental Control Solid Waste Fee
Bureau of Finance: Office of the Chief Financial Officer, Revenue, Risk Management, Budget and Management Services, County Comptroller, Chief Procurement Officer, Self-Insurance Fund, Annuities and Benefits, Bond and Interest Fund
Bureau of Human Resources: Office of the Chief Human Resources Officer, Department of Human Resources, Department of Labor Relations, Employee Appeals Board
Bureau of Technology: Enterprise Technology, Enterprise Resource Planning, Geographic Information Systems
County Auditor
Department of Administrative Hearings
Department of Human Rights and Ethics
Bureau of Economic Development: Office of Economic Development, Planning of Development, Building and Zoning, Zoning Board of Appeals
Bureau of Asset Management: Asset Management, Facilities Management





COUNTY LONG-TERM FINANCIAL FORECAST

Pursuant to Executive Order 2012-01, Cook County prepares a long-term financial forecast to support responsible long-term planning. Cook County's \$9.94 billion budget helps support vital public safety, public health and property tax related services for its residents. Although Cook County has a diverse revenue base, expenditures rise over time due to inflationary pressures. Several critical revenue sources are declining over time or growing at rates below general inflation. This makes structurally balancing the budget challenging and necessitates difficult decisions.

The Independent Revenue Forecasting Commission (IRFC), established in 2018, is intended to help the Board of Commissioners make informed budgetary decisions by evaluating an annual five-year forecast of Cook County revenues. The Office of the Chief Financial Officer has worked closely with the IRFC to establish some significant changes in its revenue forecasting processes. The County is committed to the continuous improvement of its forecasting methodologies and the development of scenario forecasts that both improve transparency and understanding of the risks associated with all the County's revenue forecasts.

Though Cook County is required by statute to present a balanced budget annually, the long-term financial forecast provides a critical tool in evaluating potential fiscal challenges the County may face in the near future. This forecast examines the County's General Fund, Transportation Fund and Health Enterprise Fund only.

PROJECTED EXPENSES

Between FY2025 and FY2029 total expenses for the General Fund are expected to increase by \$115.0 million, at a Compound Annual Growth rate (CAGR) of 1.1%. Excluding \$138.4 million in one-time expenses and transfers to special purpose funds in FY2025, total expenses are expected to increase by \$253.3 million, a CAGR of 2.6%. Expenditures within the Health Enterprise Fund are expected to increase by \$347.2 million at an annualized growth rate of 1.6% from FY2025 to FY2029.

GENERAL FUND

Within the General Fund, a majority of the increase is associated with personnel expenses including salaries, other personnel and health benefits, which combined are expected to grow in total by \$189.1 million or 2.9% annually. Excluding the reduction associated with the \$138.4 million in FY2025 one-time expenses and transfers, non-personnel costs are expected to increase by \$64.6 million between FY2025 and FY2029. Communications & IS maintenance and contractual services are the primary non-personnel costs expected to increase between FY2025 and FY2029, growing in total by \$20.8 million or 2.3% annually. Pension contributions from the General Fund are expected to remain relatively flat through FY2029 due to declining unfunded liabilities.

HEALTH ENTERPRISE FUND

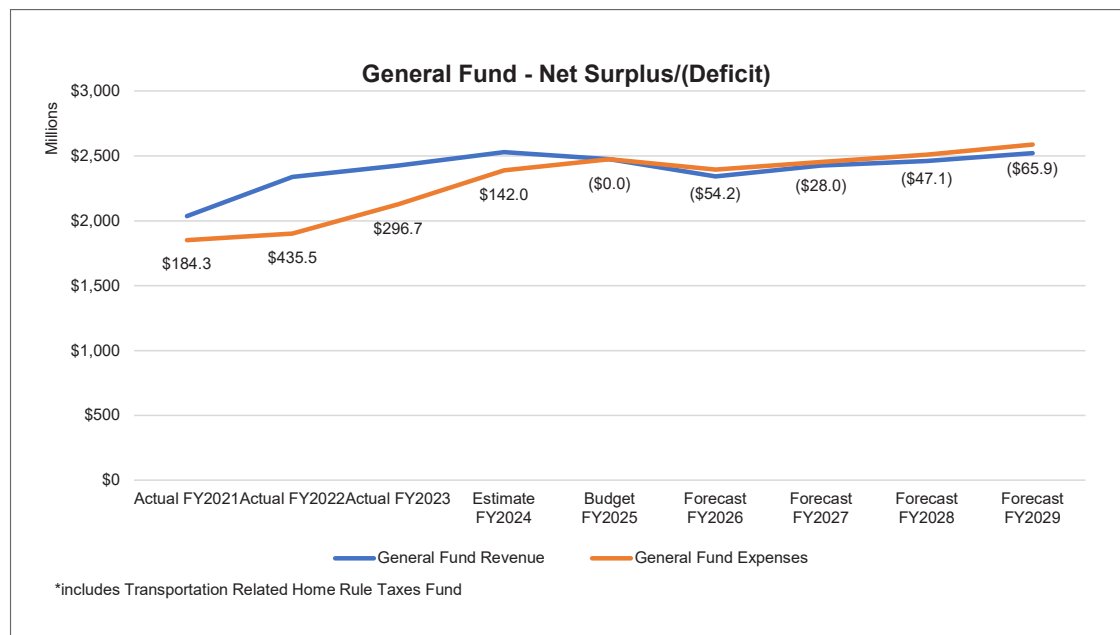
The increase in expenses is driven by expected growth of \$100.3 million in Managed Care Claims at CountyCare at a rate of 0.8%. Personnel costs are increasing by \$118.0 million and are expected to grow at a CAGR of about 2.9%. Other non-personnel costs (i.e., contractual services, contingencies, etc.) are increasing by \$133.3 million and are expected to grow at a CAGR of about 2.8%, which is partially attributable to anticipated growth in the cost of professional services.

PROJECTED REVENUES

By FY2029, the total revenue for the Cook County General Fund is estimated to increase by \$49.1 million, a CAGR of 0.5%. Excluding one-time transfers of unassigned fund balance in FY2025, total revenue is expected to increase by \$209.6 million, a CAGR of 2.2%. Revenues within the Health Enterprise Fund are expected to increase by \$170.2 million at a CAGR of 0.8%.

GENERAL FUND

General Fund revenue growth can be mostly attributed to sales tax, which is expected to grow at an average annual rate of 3.0%. County Clerk fee revenues are expected to grow by \$71 million by FY2029 as a result of a recovery in the housing market increasing recording fee revenue. Additionally, PPRT revenue disbursed to the General Fund in the Non-Property Taxes account is projected to increase by a CAGR of 20.1%, as state adjustments resulting in reduced disbursements are expected to lessen by 2027. However, a handful of Cook County revenue streams are either failing to keep pace with inflation or declining, including the cigarette tax, gasoline tax and alcoholic beverage tax.



HEALTH ENTERPRISE FUND

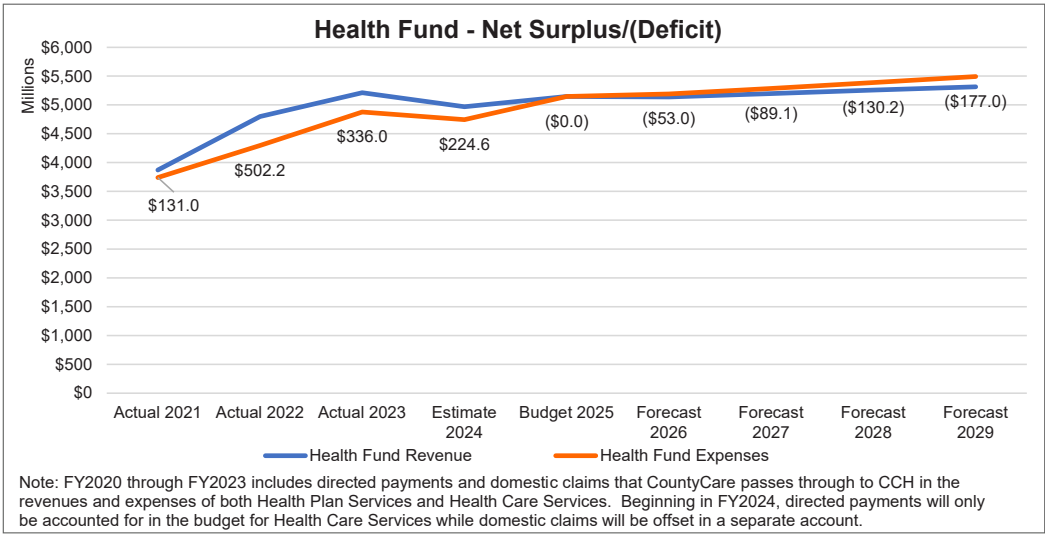
By FY2029, CCH revenues, including the Property Tax allocation, are expected to increase by \$170.2 million over the FY2025 adopted budget, a CAGR of 0.8%. Overall, this is primarily driven by growth in per member per month (PMPM) revenues in Health Plan Services (HPS), which are expected to grow \$128.2 million at a CAGR of 0.9 from FY2025 to FY2029.

CountyCare membership dropped throughout FY2024 due to the reinstatement of redeterminations for Medicaid eligibility. These declines have been partially offset by the addition of immigrant adult and immigrant senior members. The full year impact of these changes will result in lower membership in FY2025. Membership is anticipated to be flat through FY2029.

Overall, CountyCare is anticipated to generate \$3.33 billion in revenue in FY2025, an estimated increase of 5.3% from FY2024 projections. Forecasted revenues are predicted to reach \$3.45 billion in FY2029. These increases are associated with anticipated growth in PMPM rates.

Net Patient Service Revenues (NPSR) are anticipated to remain flat from FY2025 to FY2029. These patient fee forecasts assume no increase in the average reimbursement rate for members paying with Medicaid and Managed Care, or shift in payor mix, but expects 1% annual growth in gross charges.

After the initial increase in revenue in FY2025, the following chart shows expenses are anticipated to grow faster than revenue for FY2025 through FY2029.



COOK COUNTY HEALTH TAX ALLOCATION

In FY2025, the Health Enterprise Fund's portion of the property tax levy will remain flat at \$157.7 million without any anticipated increases though FY2029. Cook County provides CCH with property tax revenues to help support public health services as well as medical services provided at the juvenile detention center and Cermak Health Services at the County jail, totaling \$150.8 million in FY2025. Other Cook County tax revenues outside of the Health Fund also provide support for debt service costs and employee pension costs attributable to CCH. Overall, this funding totals \$325.6 million, with most of the funds supporting pension fund contributions.

Cook County Health Tax Allocation Summary

	FY20 Budget	FY21 Budget	FY22 Budget	FY23 Budget	FY24 Budget	FY25 Adopted
Enterprise Fund Revenue						
Health Care Services						
400010-Property Taxes	82,704,917	122,704,917	137,704,917	147,704,920	157,704,920	157,704,920
407010-Miscellaneous Revenue	12,500,000	15,000,000	18,693,154	19,678,753	15,471,040	61,805,418
409010-Net Patient Service Revenue	-	73,660,707	73,660,707	-	-	-
409549-Medicare	150,738,650	188,035,778	189,186,442	168,996,769	206,273,262	265,555,790
409559-Medicaid Public Assistance	362,055,558	390,749,136	407,659,433	-	-	-
409563-Graduate Medical Education	-	-	-	73,660,707	69,540,649	75,027,201
409569-Private Payors and Carriers	150,738,650	68,338,765	75,749,532	-	-	-
409574-CCHHS - Medicaid BIPA IGT	132,300,000	131,300,000	143,100,000	143,100,000	131,300,000	131,300,000
409579-Medicaid Revised Plan Revenue DSH	156,700,000	177,190,608	179,060,608	140,000,000	170,771,262	190,000,000
409593-Medicaid Fees For Service	-	-	-	312,331,793	422,883,876	481,899,467
409598-Private Payors & Carriers	-	-	-	76,318,730	72,558,942	97,929,718
409604-Directed Payments	-	-	-	254,200,000	475,426,185	485,844,085
407080-Other Funding Source	-	-	-	5,000,000	6,528,604	6,577,463
409585-Domestic Transfer - Elimination	-	-	-	-	(114,358,276)	(139,525,143)
Total Health Care Services Revenue	1,047,737,775	1,166,979,911	1,224,814,793	1,340,991,672	1,614,100,464	1,814,118,919
Health Plan Services						
405010-Investment Income	-	-	-	-	3,000,000	9,493,159
407010-Miscellaneous Revenue	-	-	2	-	-	-
409524-Affordable Care Act PMPM	-	-	-	694,522,918	713,225,838	835,794,639
409528-Family Health Plans PMPM	-	-	-	765,565,014	778,413,175	802,007,515
409532-Integrated Care Program PMPM	-	-	-	696,739,003	731,874,505	880,031,886
409536-Managed Long Term Services and Support PMPM	-	-	-	276,118,586	276,835,470	374,281,261
409539-Other Population Revenue PMPM	-	-	-	98,825,502	111,803,518	389,446,347
409542-Other State Revenue***	-	-	-	116,520,056	27,045,898	40,382,310
409549-Medicare	24,919,757	34,821,901	21,261,280	2,645,187	-	-
409559-Medicaid Public Assistance	1,749,229,935	2,185,581,343	2,612,449,700	-	-	-
409569-Private Payors and Carriers	2,108,874	-	-	-	-	-
Total Health Plan Services Revenue	1,776,258,566	2,220,403,244	2,633,710,982	2,650,936,266	2,642,198,404	3,331,437,117
Total Enterprise Fund Revenue	2,823,996,341	3,387,383,155	3,858,525,775	3,991,927,938	4,256,298,868	5,145,556,036
Enterprise Fund Expenses						
Provider Services						
4890-Health System Administration	44,141,163	50,441,051	53,567,120	85,892,359	125,923,427	166,051,572
4891-Provident Hospital	56,289,123	62,627,491	73,700,571	81,840,934	101,438,445	112,841,642
4893-Ambulatory & Community Health Network of Cook County	83,181,842	83,632,916	132,622,667	129,644,852	180,540,249	209,473,589
4894-Ruth M. Rothstein CORE Center	23,288,779	24,718,186	24,634,153	30,083,916	30,090,011	31,066,336
4897-John H. Stroger Jr. Hospital of Cook County	671,141,205	774,304,948	810,438,317	852,244,215	1,115,701,050	1,245,336,206
4898-Oak Forest Health Center	7,323,068	-	-	-	-	-
4899-Special Purpose Appropriations	39,307,330	40,648,081	37,995,811	39,565,580	35,650,267	41,498,790
Total Provider Services	924,672,510	1,036,372,674	1,132,958,638	1,219,271,856	1,589,343,449	1,806,268,135
Public and Correctional Health Services						
4240-Cermak Health Services	81,491,144	96,107,615	97,392,394	91,603,319	107,151,085	115,380,949
4241-Health Services - JTDC	7,231,183	8,356,869	8,596,859	9,655,114	9,697,327	11,084,807
4895-Department of Public Health	10,234,781	16,907,639	17,821,440	20,461,383	22,266,880	24,308,812
Total Public and Correctional Health Services	98,957,108	121,372,123	123,810,693	121,719,816	139,115,291	150,774,568
Health Plan Services						
4896-Health Plan Services	1,800,366,723	2,229,638,357	2,601,756,444	2,650,936,266	2,642,198,404	3,328,038,476
580426-Domestic Transfer - Elimination	-	-	-	-	(114,358,276)	(139,525,143)
Total Health Plan Services	1,800,366,723	2,229,638,357	2,601,756,444	2,650,936,266	2,527,840,128	3,188,513,333
Total Enterprise Fund Expenses	2,823,996,341	3,387,383,155	3,858,525,775	3,991,927,938	4,256,298,868	5,145,556,036
CCH Long-Term Liability Expenses*						
Debt Service Payments	140,664,942	136,408,351	130,968,043	146,702,380	131,120,453	130,300,212
Total Pension Contribution	176,436,004	162,632,377	196,604,208	173,798,945	182,144,951	195,285,726
CCH Long-Term Liability Expenses	317,100,946	299,040,728	327,572,251	320,501,325	313,265,404	325,585,938
Total CCH Expenses	3,141,097,287	3,686,423,883	4,186,098,026	4,312,429,263	4,569,564,272	5,471,141,974
Total Tax Allocation To CCH						
Total Indirect Tax Allocation**	317,100,946	299,040,728	327,572,251	320,501,325	313,265,404	325,585,938
Total Direct Tax Allocation	82,704,917	122,704,917	137,704,917	147,704,920	157,704,920	157,704,920
Total Tax Allocation	399,805,863	421,745,645	465,277,168	468,206,245	470,970,324	483,290,858

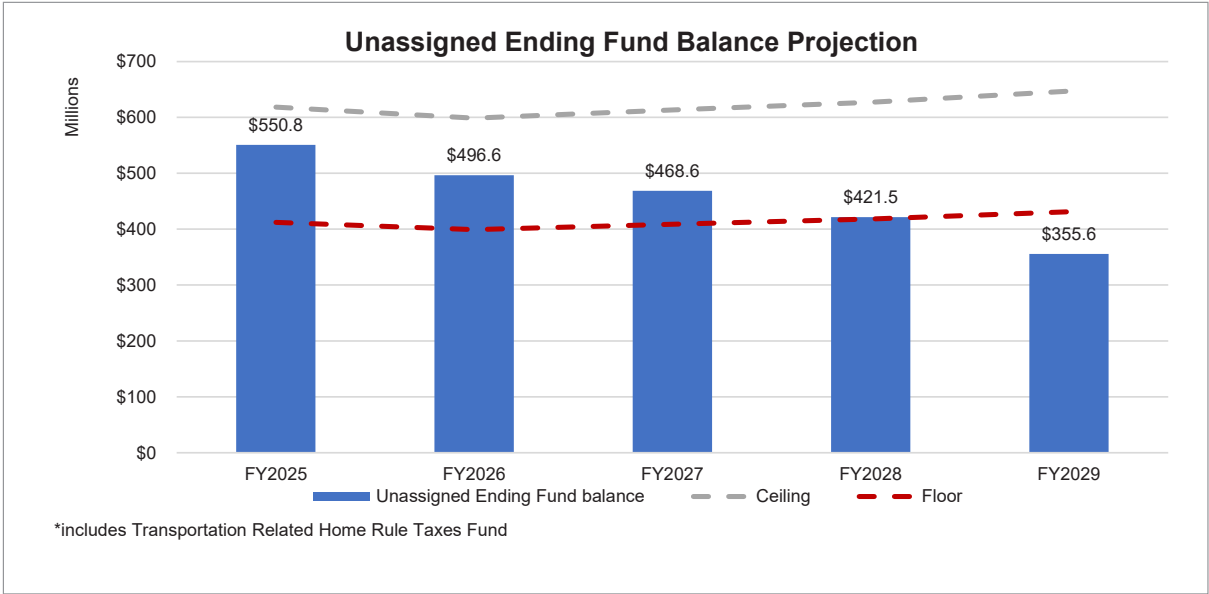
* Debt service and pension payments are estimates. Used to help approximate the total county tax allocation.

** Total Indirect Tax Allocation equals the difference between Total CCH Expenses and Total Enterprise Fund Revenues.

*** Starting in FY2024, the directed payments will be offset from Health Plan Services revenue rather than recorded as a claims expense. Domestic claims expense at Health Plan Services and domestic claims revenue at Health Care Services will be offset in a separate account.

PROJECTED GENERAL FUND BALANCE

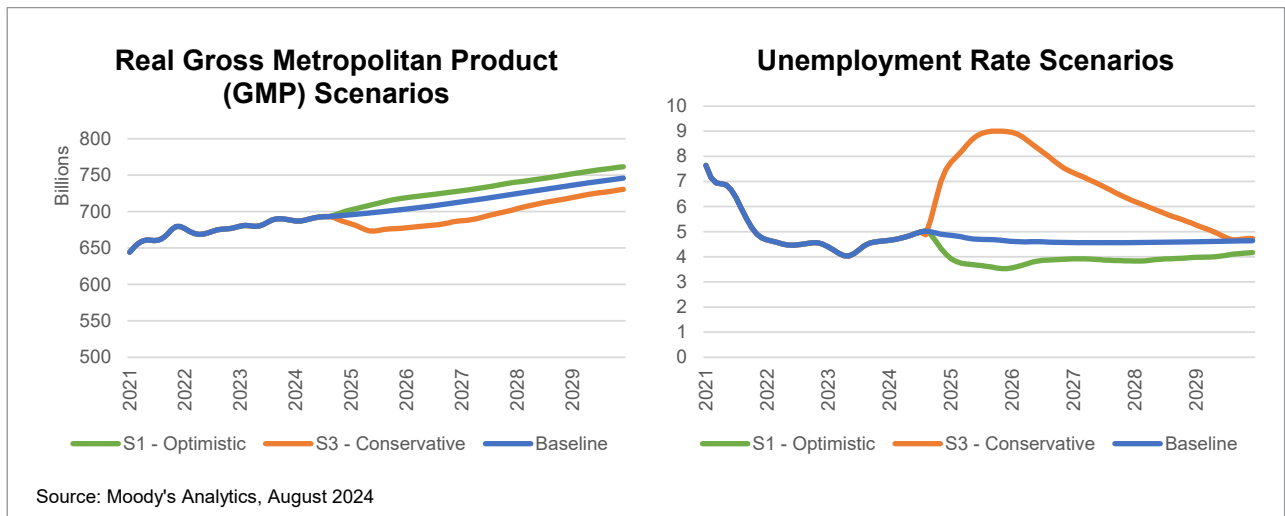
In FY2024, the County's beginning unassigned fund balance within the General Fund, excluding the Self-Insurance Account and the Transportation Fund totaled \$762.4 million, \$210.3 million higher than the fund balance ceiling. Based on current estimates and transfers out for FY2024, the fund balance is anticipated to decrease by \$1.2 million by the end of FY2024. The unassigned fund balance is expected to remain above the \$397.9 million targeted floor for FY2024. Therefore, pursuant to the County's fund balance policy, transfers and assignments totaling \$210.3 million will be made to other funds. As a result, by the end of FY2025, the unassigned fund balance is expected to be reduced to \$550.8 million. This amount accounts for approximately 22.3% of the County's FY2025 annual budgeted expenditures from the General Fund and the Transportation Fund. Expenses are anticipated to grow faster than revenues according to the long-term revenue and expense forecasts for FY2025 to FY2029. As a result, the long-term projected ending fund balance is estimated to decrease to \$355.6 million by FY2029.



LONG-TERM ALTERNATIVE REVENUE SCENARIOS

GENERAL FUND

The General Fund forecast leverages professional forecasts of local level economic indicators in scenarios for economically sensitive revenues. The long-term forecasts presented throughout the FY2025 adopted budget represent the baseline scenario, a 50% chance that they will do better and a 50% chance that they will do worse. To develop optimistic and conservative scenarios, the forecast utilizes scenarios prepared by Moody's Analytics. The "S1 - 10th percentile forecast" has a 10% chance that the economy will perform better, and a 90% chance that the economy will perform worse. In the "S3 - 90th percentile forecast," there is a 90% chance the economy will perform better, and a 10% chance it will perform worse. The chart below illustrates these upside and downside scenarios for the region's gross metropolitan product and unemployment rate as examples.

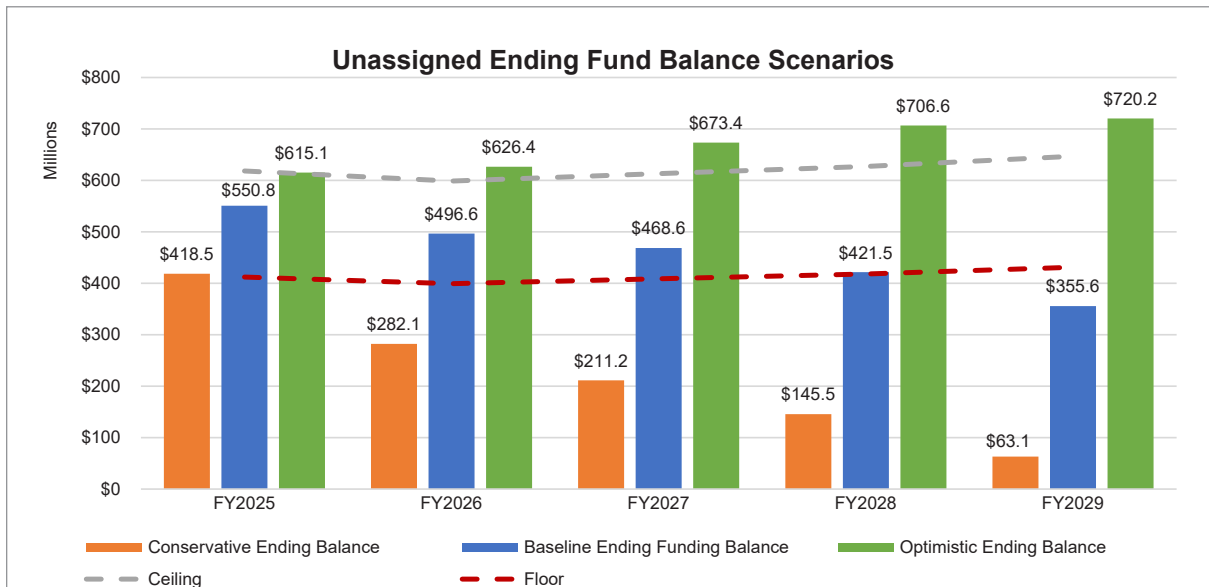


Moody's Analytics provides monthly narratives on what factors drive each forecast. The baseline forecast published in August 2024 assumed that the Federal Reserve would cut the policy rate by 25 basis points in both September and December 2024, inflation growth would stabilize by early 2025, and oil prices would remain in a deficit through 2024 before increased production pushes the market into a surplus by the first quarter of 2025 as a response to weak demand in China and lingering U.S. recession fears. Additionally, while the 2024 outlook for real GDP growth on an average annual basis was revised upward after stronger than anticipated growth in the second quarter, real GDP growth is projected to grow at a slower pace in 2025 and 2026 by 1.7% and 1.9%, respectively.

In the optimistic scenario, interest rates and inflation are a bit higher than baseline due to stronger growth, the economy has more than full employment starting in the first quarter of 2025 with unemployment declining below the baseline projection, expected fiscal disputes in Congress resolving more easily than expected, and the Fed's efforts addressing recent bank failures, successfully restoring consumer confidence. In the conservative scenario, unemployment begins to rise significantly in the fourth quarter of 2024 and peaks in the fourth quarter of 2025 at 8%, upcoming fiscal disputes in Congress are much worse than anticipated causing business and consumer confidence to fall sharply, and the economy falls into a recession in the fourth quarter of 2024.

These scenarios give mirrored likelihoods, allowing the optimistic and conservative forecasts to be equally probable. The revenue forecasts based on the S1 and S3 scenarios are developed under the assumption that economically sensitive revenues will grow or decline depending on economic conditions. Each revenue scenario is compared to the expenditure forecast, along with the fund balance floor and ceiling – the floor represents two months of projected annual expenses and the ceiling represents three months of projected annual expenses. The revenue scenarios, as well as the floor and ceiling, incorporate both General Fund and Transportation Fund revenues and expenses to fully capture the potential economic impacts on revenues used by the County for operating expenses.

In the baseline scenario, the fund balance remains above the fund balance floor through FY2028 but drops below the floor in FY2029. In the optimistic scenario, the ending fund balance is \$64.3 million greater than the baseline scenario in FY2025, and \$364.6 million greater in FY2029. However, in the conservative scenario, the ending funding balance is \$132.4 million below the baseline scenario in FY2025 because of the recession assumed in that scenario and drops below the floor in FY2026 as revenues decline faster than expenses.



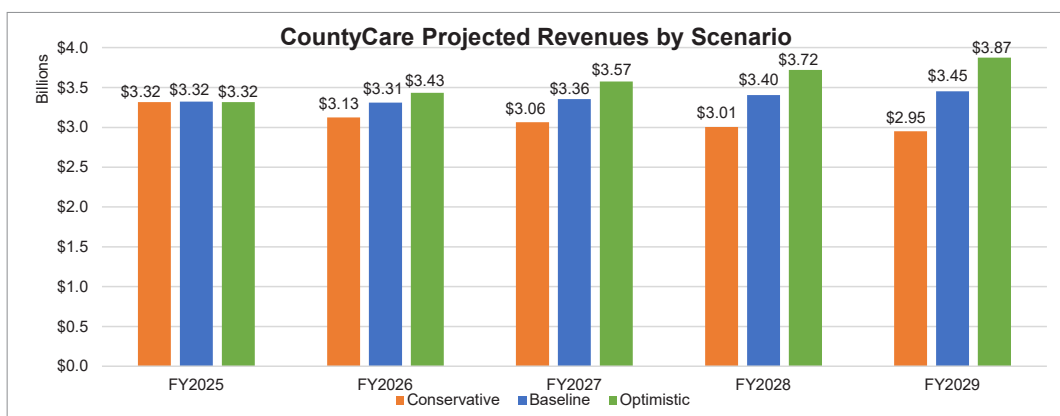
HEALTH ENTERPRISE FUND

Budgeted Health Enterprise Fund revenues are built from several baseline assumptions about the future. To better understand how different assumptions may impact revenue outcomes, three long-term forecasts are developed using conservative, baseline and optimistic assumptions.

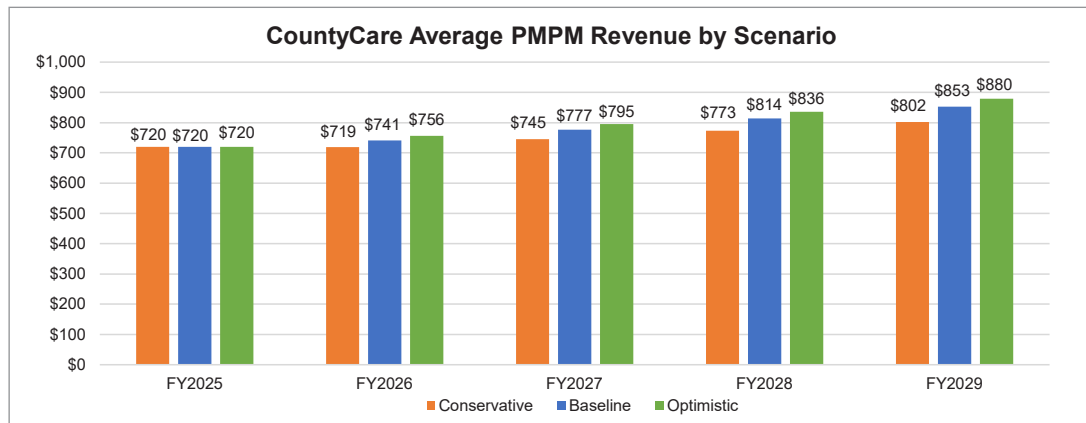
CountyCare revenue is a function of the number of CountyCare members and the fixed PMPM reimbursement generated by those members. Both factors are driven by state policy changes that impact membership levels and PMPM rates. The scenarios for NPSR focus on the underlying impacts that drive the amount charged by CCH for medical services, and how much revenue CCH yields from those charges. The three revenue forecasting scenarios consider the impacts of changes in volume in the hospital system, reimbursement rates, and whether and how patients are insured.

COUNTYCARE REVENUE SCENARIOS

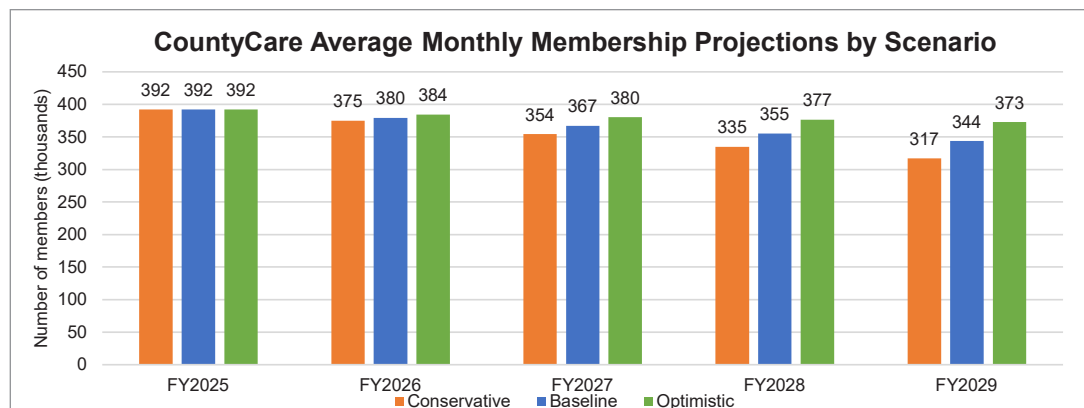
The baseline scenario forecast grows at 1.0% annually beginning in FY2025 through FY2029. Conversely, the conservative scenario continues to drop at an average of 2.9% annually through FY2029, driven by membership declines outpacing slower PMPM rate growth. In the optimistic scenario, revenues grow 4.0% on average between FY2025 and FY2029.



In all scenarios, overall revenue growth is driven by growth in PMPM rates. The baseline scenario assumes an average annual growth of 4.3% in PMPM rates between FY2025 and FY2029 based on past trends, while the conservative and optimistic scenarios assume a 2.8% and 5.1% growth, respectively.



Average monthly membership is anticipated to drop in all scenarios in FY2025. After these initial declines, membership further decreases by 3.3% annually in baseline, 5.2% and 1.3%, for conservative and optimistic scenarios, respectively. The baseline scenario assumes that member additions and member terminations will return to pre-pandemic levels. The differences across scenarios are driven by a 5% increase in member terminations in the conservative scenario and 5% decrease in member terminations in the optimistic scenario.



HEALTHCARE SERVICES REVENUE SCENARIOS

Cook County Health (CCH) derives its healthcare services revenue primarily from: Net Patient Service Revenue (NPSR), Disproportionate Share Hospital (DSH) payments, Directed Payments, Property Tax, BIPA, Graduate Medical Education, and other revenue sources. These components are essential for the continued provision of healthcare services to Cook County's vulnerable populations. NPSR is the largest component of CCH's healthcare services revenue, encompassing payments from Medicare, Medicaid and Private Payors and Carriers.

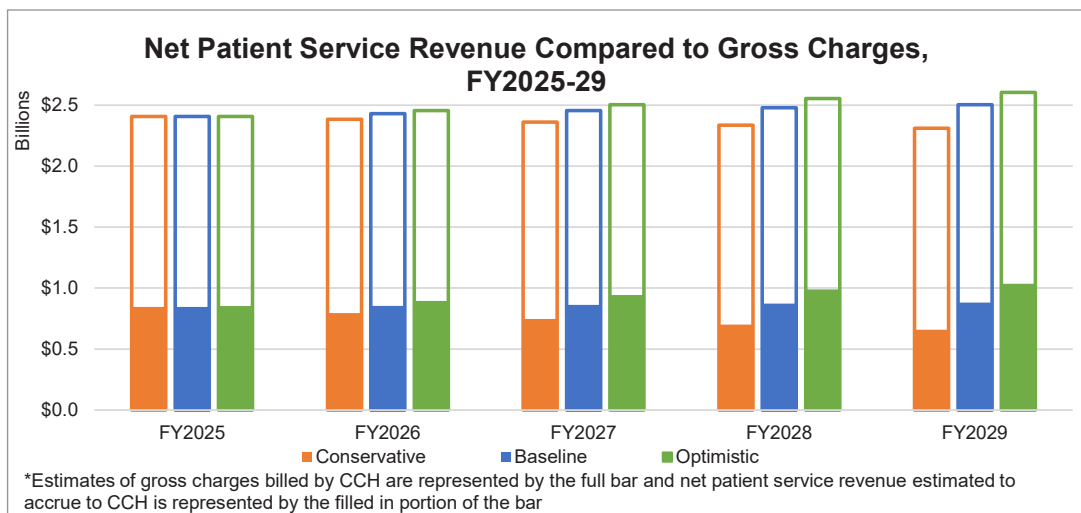
The forecast for NPSR is driven by several factors including service volume, payor mix, and reimbursement rates from various insurers. A conservative, baseline and optimistic scenario have been developed to evaluate the impact of these variables.

Conservative Scenario: This scenario assumes a decline in patient volume and an associated reduction in gross charges. Additionally, a higher percentage of patients will likely be uninsured, leading to a shift away from Medicaid or private insurance. Reimbursement rates are expected to fall below inflation, compounding the overall reduction in NPSR.

Baseline Scenario: In this forecast, patient volumes remain consistent, insurance coverage patterns remain steady and reimbursement rates are flat. There is a small increase in gross charges, creating a stable revenue trajectory.

Optimistic Scenario: This scenario assumes increased patient volume and an improvement in the payor mix, where a higher percentage of charges previously attributed to self-pay patients (who often cannot pay full charges) are covered by Medicaid. Additionally, gross charges and reimbursement rates are expected to grow in line with inflation.

The following chart compares impact of these assumptions on NPSR by scenario to gross revenues.

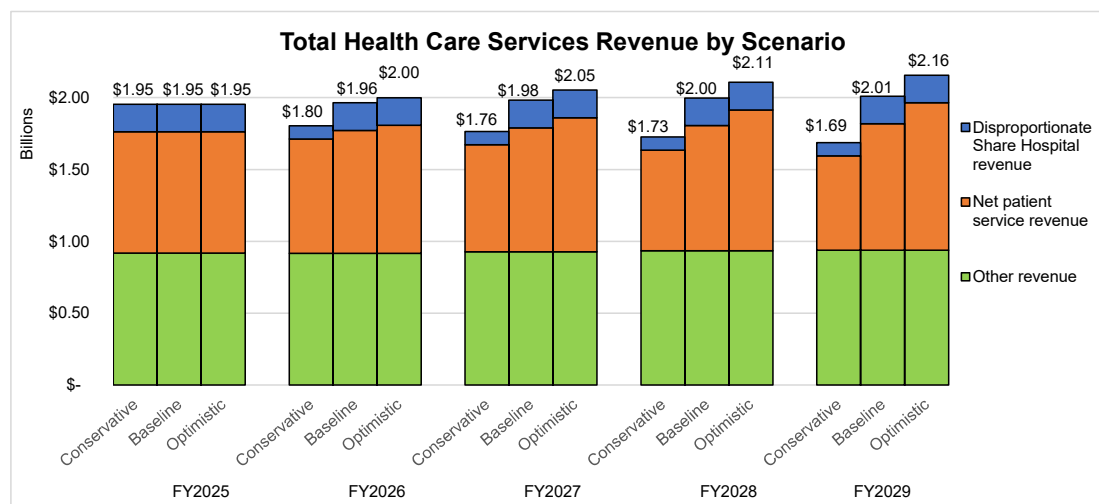


Beyond NPSR, health care services revenue consists of other sources such as Directed Payments, Property Tax, BIPA, Graduate Medical Education, and Disproportionate Share Hospital (DSH) Revenue. DSH is intended to offset the costs associated with treating a high percentage of uninsured or Medicaid patients. CCH receives 75% of Illinois' DSH allotment, with a projected baseline DSH funding of \$190 million in FY2025.

However, DSH funding faces significant risk due to scheduled federal cuts in FY2026, which could drastically reduce DSH funding by up to 81% if fully implemented, a scenario that is reflected in the conservative forecast. Under this scenario, CCH would receive only \$92 million in DSH funds, compared to the expected FY2026 allotment of \$192 million. This reduction is based on the assumption that federal DSH reductions will commence as scheduled, and the State will not increase its contribution to offset these cuts.

In the baseline and optimistic scenarios, it is assumed that CCH will continue to receive the full \$192 million in DSH funding, either through ongoing postponements of DSH reductions or an increase in the state's contribution to cover federal shortfalls. This outlook assumes limited risk from policy changes and continued support from both state and federal governments.

The following chart illustrates total health care services revenue by scenario, including the NPSR and DSH. The remaining sources are shown as stable across scenarios.



RISKS AND OPPORTUNITIES

REVENUE BASE

The County's General Fund revenue base is forecast to become more reliant on sales taxes. The shift of transportation taxes, cannabis tax and casino tax revenue from the General Fund has resulted in the sales tax accounting for 54.4% of the General Fund in FY2025, as compared to 45.3% in FY2022. Additionally, more than half of the growth in the General Fund forecast through FY2029 is anticipated to come from growth in sales tax revenue. Due to its sensitivity to changes in consumption patterns and economic conditions, the sales tax can be a volatile source of revenue. The General Fund's significant reliance on sales taxes, combined with fewer General Fund taxes that could help offset any fluctuations, is a source of financial risk.

The General Fund also receives disbursements from the State from their revenue sources, such as income taxes. These disbursements of state personal and corporate income taxes, as well as the PPRT are expected to account for 2.7% of General Fund revenue in FY2025, down from 3.8% in FY2024. The FY2025 PPRT revenue projection—and outyear projections—is significantly lower from last year's estimate due to state policy changes. PPRT's exposure to state legislative and administrative changes makes this revenue source volatile.

DISPROPORTIONATE SHARE HOSPITAL FUNDING

Cook County Health (CCH) has historically served a disproportionate number of individuals who are either uninsured or covered by Medicaid, qualifying the system as a disproportionate share hospital (DSH). Payments received on behalf of Medicaid only cover a portion of the costs associated with providing services to patients insured by Medicaid. This deficit increases substantially with the additional cost of providing services to patients without health insurance, which is on track to reach \$235.6 million for FY2024.

To bridge this financial gap, DSH supplemental payments have been implemented to increase the financial stability of these hospitals and ensure access to care. These payments are composed a state-allotment from the federal government and a state portion.

The Affordable Care Act (ACA) introduced scheduled aggregate reductions in DSH payments with the expectation that the ACA would decrease uncompensated care by expanding coverage options for uninsured individuals. However, uncompensated care has not decreased as anticipated, and for this reason, these reductions have been continuously postponed. Most recently, the federal Consolidated Appropriations Act of 2024, postponed the scheduled reduction of DSH payments across all states until January 1, 2025. DSH cuts are expected to resume for FY2025 and continue as scheduled through FY2027, decreasing the total national allotment by \$8 billion each fiscal year. The potential implementation of these cuts poses a future financial risk to CCH and has been incorporated in the conservative scenario of the long-term forecast. Assuming the state does not reduce its funding alongside federal cuts, CCH would experience a \$100.3 million reduction in DSH funding starting in FY2026.

ARPA FISCAL SUSTAINABILITY

The American Rescue Plan Act (ARPA) has posed a unique opportunity for the County since the funds were originally provided for COVID-19 recovery in FY2021. Through a collaborative effort, the County has established over 70 initiatives addressing various County priorities. The timeline and scope of work for each initiative are unique. Distribution of funding directly from ARPA is allotted to finance these programs through FY2026. However, many of these initiatives may continue their work beyond this time frame. Ensuring these programs' longevity poses a significant financial risk to the County. In preparation, the County is in the midst of an extensive and iterative process to assess these initiatives through a framework that considers fiscal sustainability, alignment with the County's long-term policy vision and evaluation of the impact of each program.

During FY2024, the County supplemented its assessment with an external engagement process. The County released a survey and conducted a Community Voices event series to get feedback from residents on their priorities and opinions on the future of the initiatives. Feedback gathered from these meetings will play a key role in guiding Cook County's long-term strategic priorities after FY2026.

Over the next year, the County will continue to investigate the levels and types of funding that may be available to support these programs with outside sources. Additionally, the County has reserved \$158.8 million in a fund to sustain ARPA programs during a step-down period between FY2027 and FY2030. To the extent these programs continue to operate as expected, they would need other funding sources both during and after this period. However, the reserve will ensure continuity as these initiatives seek to establish consistent, long-term funding support from other sources.

METHODOLOGY

Every forecast includes statistical assumptions and policy decisions, including the level and type of risks to take. The County assesses these assumptions, evaluates projections, and finalizes its revenue forecasting methods in collaboration with the IRFC. Additionally, the County has strived for increased transparency, and has publicly posted datasets, methodologies, and IRFC meeting records on the IRFC website. In-depth explanations of methodologies are available on the IRFC website (<https://www.cookcountyl.gov/service/independent-revenue-forecasting-commission>).

In projecting each of the revenue sources, economic drivers like inflation, GDP growth, historical trends, operating initiatives and regulatory factors that may affect collection of those revenues were taken into consideration. This has resulted in a variety of revenue specific models and statistical extrapolation techniques, which included linear regressions, historical growth rates, and inputs from subject matter experts. When choosing between multiple forecasts, it is the County's policy to select the most conservative methodology after the elimination of unreasonable forecasts.

Similarly, expenses were analyzed based on five primary categories: (i) Expenses that grow at or around the rate of inflation; (ii) Contingencies, including one-time expenses; (iii) CountyCare medical claims estimated based on membership and claim costs; (iv) Salary and Wages costs that are projected to grow in accordance with the rate negotiated in the County's Collective Bargaining Agreements and (v) anticipated increases in health benefits that are expected to increase at rates consistent with an analysis provided by the County's actuarial service provider.

General Fund - Projected Annual Revenues and Expenses, by Source

	Actual			Estimate	Budget	Forecast			
	FY2021	FY2022	FY2023	FY2024	FY2025	FY2026	FY2027	FY2028	FY2029
<u>Revenue</u>									
Property Taxes									
400010-Property Taxes	223,415,718	190,155,325	267,660,808	157,026,073	152,736,776	143,770,000	163,446,000	149,884,000	165,164,000
400030-Prior Year Prop. Taxes	(11,834,818)	(7,169,480)	908,037	(828,178)	-	-	-	-	-
400040-Tax Increment Financing Taxes	19,213,092	13,538,232	25,359,976	26,105,789	31,907,720	22,907,000	23,645,000	23,669,000	23,331,000
400060 - Transfer of Tax Receipts	-	(10,507,008)	81,130	-	-	-	-	-	-
Total Property Taxes	\$ 230,793,993	\$ 186,017,069	\$ 294,009,951	\$ 182,303,684	\$ 184,644,496	\$ 166,677,000	\$ 187,091,000	\$ 173,553,000	\$ 188,495,000
Non-Property Taxes									
401110-Non Property Taxes	37,699,431	132,979,558	97,383,879	65,003,606	39,954,800	52,925,000	78,128,000	80,804,000	83,217,000
401150-County Sales Tax	861,610,924	1,059,602,538	1,126,424,347	1,137,824,758	1,207,056,500	1,255,715,000	1,287,767,000	1,324,797,000	1,359,524,000
401210-Alcoholic Beverage Tax	38,268,243	38,411,036	37,560,917	37,834,781	37,540,000	37,681,000	37,823,000	37,966,000	38,109,000
401310-Off Track Betting Comm.	1,075,934	704,746	714,234	781,079	655,000	610,000	568,000	530,000	493,000
401330-Il Gaming Des Plaines Casino	7,771,107	11,446,094	14,106,872	-	-	-	-	-	-
401350-Amusement Tax	17,937,856	36,677,318	44,437,854	45,237,155	44,900,000	45,933,000	46,851,000	47,788,000	48,744,000
401390-State Income Tax	18,129,362	21,085,811	20,960,261	21,101,131	20,668,000	20,955,000	21,604,000	22,324,000	23,105,000
401430-Cigarette Tax	92,234,532	88,947,433	83,014,830	77,250,503	77,500,000	75,084,000	72,744,000	70,477,000	68,280,000
401450-Other Tobacco Products	7,422,000	8,836,415	7,236,729	6,748,430	6,800,000	6,651,000	6,586,000	6,522,000	6,458,000
401470-General Sales Tax	4,212,128	4,942,720	5,007,024	5,008,857	5,090,800	5,296,000	5,431,000	5,587,000	5,733,000
401490-Firearms Tax	1,607,621	-	-	-	-	-	-	-	-
401530-Gambling Machine Tax	2,764,589	3,660,635	4,314,700	5,296,067	5,700,000	8,331,000	8,498,000	8,668,000	8,841,000
401550-Hotel Accommodations Tax	15,846,682	32,739,216	37,825,062	37,259,533	38,250,000	39,130,000	39,912,000	40,711,000	41,525,000
401565-Sweetened Beverage Tax	93,294	-	-	-	-	-	-	-	-
401570-Video Gaming	649,356	1,040,806	1,383,996	1,297,903	1,345,000	1,376,000	1,403,000	1,432,000	1,460,000
401580 - Cannabis Tax	11,269,319	12,956,197	-	-	-	-	-	-	-
401590 - Sports Wagering Tax	5,065,653	7,062,049	11,091,210	11,113,252	12,450,000	12,736,000	12,991,000	13,251,000	13,516,000
Total Non-Property Taxes	\$ 1,123,658,033	\$ 1,461,092,573	\$ 1,491,461,916	\$ 1,451,757,054	\$ 1,497,910,100	\$ 1,562,423,000	\$ 1,620,306,000	\$ 1,660,857,000	\$ 1,699,005,000
Transportation Taxes									
401130-Non Retailer Trans Use Tax	17,230,867	13,685,315	-	-	-	-	-	-	-
401170-County Use Tax	93,528,935	92,247,256	-	-	-	-	-	-	-
401190-Gasoline / Diesel Tax	85,028,471	86,088,449	-	-	-	-	-	-	-
401230-New Motor Vehicle Tax	2,798,874	2,355,506	-	-	-	-	-	-	-
401250-Wheel Tax	3,834,776	3,943,953	-	-	-	-	-	-	-
401370-Parking Lot and Garage Operation	34,956,124	52,854,753	-	-	-	-	-	-	-
Total Transportation Taxes	\$ 237,378,047	\$ 251,175,233	\$ -	\$ -	\$ -	\$ -	\$ -	\$ -	\$ -
Fees									
402548-Clerk of the Circuit Court Fees	68,175,957	66,597,357	65,360,788	68,010,330	72,900,000	68,012,000	67,593,000	67,173,000	66,754,000
402010-Fees and Licenses	80,000	309,501	348,000	330,000	370,000	370,000	370,000	370,000	370,000
402100-County Treasurer	72,667,613	131,670,458	62,696,694	68,244,056	35,000,000	36,477,000	37,971,000	39,506,000	41,061,000
402150-County Clerk	8,602,204	10,138,208	8,271,822	6,468,508	51,406,008	53,569,000	55,327,000	56,749,000	58,475,000
402200-County Recorder and Registrar	71,045,117	56,834,057	42,111,116	46,592,417	-	-	-	-	-
402250-Recorder Audit Revenues	(100)	-	-	-	-	-	-	-	-

	Actual			Estimate	Budget	Forecast			
	FY2021	FY2022	FY2023	FY2024	FY2025	FY2026	FY2027	FY2028	FY2029
402300-Building and Zoning	4,236,871	4,692,897	4,275,376	4,452,636	4,100,000	4,273,000	4,448,000	4,628,000	4,810,000
402350-Environmental Control	5,104,846	5,053,616	4,778,150	4,914,092	4,695,000	4,903,000	4,898,000	4,894,000	4,890,000
402400-Highway Dept Permit Fees	2,345,920	2,206,674	1,911,296	1,645,199	1,700,000	1,630,000	1,630,000	1,630,000	1,630,000
402450-Liquor Licenses	270,232	302,406	365,504	365,540	372,000	381,000	388,000	396,000	404,000
402500-County Assessor	508	1,156	1,601	649	-	-	-	-	-
402950-Sheriff General Fees	12,685,972	11,950,890	12,503,608	34,969	-	6,138,000	6,261,000	6,386,000	6,514,000
403015-Sheriff Municipal Division	-	-	-	11,486,926	6,000,000	-	-	-	-
403060-State's Attorney	821,508	364,651	65,142	16,249	-	-	-	-	-
403100-Supportive Services	4,943	3,060	2,655	2,855	-	-	-	-	-
403120-Public Administrator	1,450,686	1,538,797	1,684,458	1,700,961	1,768,874	2,062,000	2,063,000	2,064,000	2,064,000
403150-Public Guardian	2,690,532	2,599,306	2,552,737	2,597,306	2,600,000	2,624,000	2,624,000	2,624,000	2,624,000
403210-Medical Examiner	4,008,921	3,925,650	3,889,296	3,851,685	3,909,800	3,871,000	3,844,000	3,822,000	3,803,000
403280-Contract Compliance M/WBE Cert	43,100	42,500	22,750	21,150	19,000	19,000	20,000	20,000	21,000
Total Fees	\$ 254,234,829	\$ 298,231,183	\$ 210,840,993	\$ 220,735,528	\$ 184,840,682	\$ 184,329,000	\$ 187,437,000	\$ 190,262,000	\$ 193,420,000
Governments									
404060-Other Governments	1,793,663	1,526,567	1,513,606	1,719,376	2,250,933	1,514,000	1,514,000	1,514,000	1,514,000
Total Governments	\$ 1,793,663	\$ 1,526,567	\$ 1,513,606	\$ 1,719,376	\$ 2,250,933	\$ 1,514,000	\$ 1,514,000	\$ 1,514,000	\$ 1,514,000
Investment Income									
405010-Investment Income	27,792	4,901,814	37,110,146	55,163,962	57,162,500	45,981,000	46,124,000	46,500,000	46,647,000
Total Investment Income	\$ 27,792	\$ 4,901,814	\$ 37,110,146	\$ 55,163,962	\$ 57,162,500	\$ 45,981,000	\$ 46,124,000	\$ 46,500,000	\$ 46,647,000
Reimbursements from Other Governments									
406008-Indirect Cost	11,814,971	12,068,412	13,883,604	13,429,749	15,428,353	14,733,000	15,028,000	15,329,000	15,635,000
406010-State of Illinois	59,887,471	60,338,815	59,724,670	56,521,048	65,454,752	66,960,000	68,299,000	69,665,000	71,059,000
Total Reimbursements from Other Governments	\$ 71,702,442	\$ 72,407,227	\$ 73,608,275	\$ 69,950,797	\$ 80,883,105	\$ 81,693,000	\$ 83,327,000	\$ 84,994,000	\$ 86,694,000
Miscellaneous Revenues									
407010-Miscellaneous Revenue	35,755,333	34,373,846	39,969,064	52,918,315	48,830,734	45,402,000	43,709,000	45,843,000	46,096,000
407080-Other	3,643,085	(2,234,200)	3,554,008	3,545,812	3,483,200	3,347,000	3,381,000	3,361,000	3,368,000
Total Miscellaneous Revenues	\$ 39,398,418	\$ 32,139,646	\$ 43,523,072	\$ 56,464,127	\$ 52,313,934	\$ 48,749,000	\$ 47,090,000	\$ 49,204,000	\$ 49,464,000
Other Revenue Sources*									
411490 - Other Financing Sources	76,825,584	30,000,000	30,000,000	242,919,954	160,493,075	-	-	-	-
Total Other Revenue Sources	\$ 76,825,584	\$ 30,000,000	\$ 30,000,000	\$ 242,919,954	\$ 160,493,075	\$ -	\$ -	\$ -	\$ -
Total General Fund Revenue	\$ 2,035,812,801	\$ 2,337,491,311	\$ 2,182,067,959	\$ 2,281,014,482	\$ 2,220,498,825	\$ 2,091,366,000	\$ 2,172,889,000	\$ 2,206,884,000	\$ 2,265,239,000
Expenses									
Salaries	861,466,994	931,330,251	856,095,455	1,060,770,938	1,182,042,668	1,226,009,000	1,256,659,000	1,288,076,000	1,320,277,000
Other Personnel	115,848,477	147,705,963	128,859,833	176,621,188	170,171,836	176,501,000	180,914,000	185,437,000	190,073,000
Health Benefits	214,887,408	221,166,608	182,312,388	219,333,701	219,563,659	226,936,000	234,556,000	242,432,000	250,572,000
Contractual Services	77,065,998	67,209,482	71,036,516	106,876,390	125,207,492	128,160,000	131,075,000	133,970,000	136,893,000
Comm & IS Maintenance	56,816,128	61,531,660	65,156,867	92,832,197	97,588,649	99,890,000	102,162,000	104,418,000	106,696,000
Supplies and Materials	11,612,353	12,429,398	12,985,569	17,874,963	17,725,566	18,144,000	18,556,000	18,966,000	19,380,000

EXECUTIVE SUMMARY

ANNUAL APPROPRIATION BILL VOLUME 1

	Actual			Estimate	Budget	Forecast			
	FY2021	FY2022	FY2023	FY2024	FY2025	FY2026	FY2027	FY2028	FY2029
Energy	14,104,911	12,982,504	17,091,413	19,532,592	20,410,635	20,832,000	21,254,000	21,676,000	22,097,000
Operations And Maintenance	37,967,311	40,438,764	39,171,888	43,342,155	44,228,432	45,271,000	46,301,000	47,324,000	48,356,000
Rental And Leasing	2,724,104	2,719,367	2,625,154	3,359,128	3,982,191	4,076,000	4,169,000	4,261,000	4,354,000
Operating Capital	3,351,012	4,999,040	3,726,438	-	3,900,000	3,992,000	4,083,000	4,173,000	4,264,000
Contingencies	119,439,893	49,687,245	160,174,615	193,929,963	264,586,704	121,586,000	129,493,000	134,207,000	161,768,000
Pension Reimbursements	341,961,760	324,199,712	291,690,964	333,652,307	345,029,249	345,029,000	345,029,000	345,029,000	345,029,000
Appropriation Transfer	(5,753,058)	25,573,056	54,408,264	(129,063,859)	(273,938,256)	(270,812,000)	(273,372,000)	(275,982,000)	(278,641,000)
Total General Fund Expenses	\$ 1,851,493,292	\$ 1,901,973,050	\$ 1,885,335,365	\$ 2,139,061,665	\$ 2,220,498,825	\$ 2,145,614,000	\$ 2,200,879,000	\$ 2,253,987,000	\$ 2,331,118,000
Total General Fund Revenue	2,035,812,801	2,337,491,311	2,182,067,959	2,281,014,482	2,220,498,825	2,091,366,000	2,172,889,000	2,206,884,000	2,265,239,000
Total General Fund Expenses	1,851,493,292	1,901,973,050	1,885,335,365	2,139,061,665	2,220,498,825	2,145,614,000	2,200,879,000	2,253,987,000	2,331,118,000
Total General Fund Surplus/(Deficit)	\$ 184,319,509	\$ 435,518,261	\$ 296,732,594	\$ 141,952,817	\$ (0)	\$ (54,248,000)	\$ (27,990,000)	\$ (47,103,000)	\$ (65,879,000)

*Revenues from Other Financing Sources are transfers from the General Fund balance, so represent revenues realized in past years

Transportation Related Home Rule Taxes Fund - Projected Annual Revenues and Expenses, by Source

Revenue

401130-Non Retailer Trans Use Tax	-	-	12,967,139	13,776,117	14,250,000	14,578,000	14,869,000	15,167,000	15,470,000
401170-County Use Tax	-	-	90,332,906	94,388,692	98,500,000	95,000,000	96,900,000	98,838,000	100,815,000
401190-Gasoline / Diesel Tax	-	-	85,551,471	86,756,816	86,250,000	85,916,000	85,583,000	85,252,000	84,922,000
401230-New Motor Vehicle Tax	-	-	2,373,066	2,626,690	2,400,000	2,526,000	2,526,000	2,526,000	2,526,000
401250-Wheel Tax	-	-	60,238	(1,505)	-	-	-	-	-
401370-Parking Lot and Garage Operation	-	-	51,890,564	51,041,882	51,000,000	51,500,000	52,000,000	52,500,000	53,000,000
405010-Investment Income	-	-	4,493	1,782	-	-	-	-	-
Total Transportation Fund Revenue	\$ -	\$ -	\$ 243,179,878	\$ 248,590,474	\$ 252,400,000	\$ 249,520,000	\$ 251,878,000	\$ 254,283,000	\$ 256,733,000

Expenses

Transportation Related Home Rule Taxes Fund Expenses	-	-	243,179,878	248,590,474	252,400,000	249,520,000	251,878,000	254,283,000	256,733,000
Total Transportation Fund Expenses	\$ -	\$ -	\$ 243,179,878	\$ 248,590,474	\$ 252,400,000	\$ 249,520,000	\$ 251,878,000	\$ 254,283,000	\$ 256,733,000

Total Transportation Fund Revenue	-	-	243,179,878	248,590,474	252,400,000	249,520,000	251,878,000	254,283,000	256,733,000
Total Transportation Fund Expenses	-	-	243,179,878	248,590,474	252,400,000	249,520,000	251,878,000	254,283,000	256,733,000
Total Transportation Fund Surplus/(Deficit)	\$ -	\$ -	\$ -	\$ -	\$ -	\$ -	\$ -	\$ -	\$ -

Total General/Transportation Fund Revenue	2,035,812,801	2,337,491,311	2,425,247,836	2,529,604,956	2,472,898,825	2,340,886,000	2,424,767,000	2,461,167,000	2,521,972,000
Total General/Transportation Fund Expenses	1,851,493,292	1,901,973,050	2,128,515,243	2,387,652,139	2,472,898,825	2,395,134,000	2,452,757,000	2,508,270,000	2,587,851,000
Total Surplus/(Deficit)	\$ 184,319,509	\$ 435,518,261	\$ 296,732,594	\$ 141,952,817	\$ (0)	\$ (54,248,000)	\$ (27,990,000)	\$ (47,103,000)	\$ (65,879,000)

Health Fund - Projected Annual Revenues and Expenses, by Source

Health Plan Services

Revenue

CountyCare Medicaid	2,653,443,281	3,048,653,228	-	-	-	-	-	-	-
CountyCare Affordable Care Act PMPM	-	-	977,309,949	848,416,481	835,794,639	830,232,000	850,283,000	870,819,000	891,850,000
CountyCare Family Health Plans PMPM	-	-	938,061,451	883,483,651	802,007,515	806,813,000	821,306,000	836,059,000	851,077,000

	Actual			Estimate	Budget	Forecast			
	FY2021	FY2022	FY2023	FY2024	FY2025	FY2026	FY2027	FY2028	FY2029
CountyCare Integrated Care Program PMPM	-	-	718,615,741	793,099,137	880,031,886	870,312,000	871,852,000	873,396,000	874,942,000
CountyCare Managed Long Term Services and Support PMPM	-	-	331,550,490	349,673,530	374,281,261	362,331,000	352,060,000	342,081,000	332,384,000
CountyCare Other Population Revenue PMPM	-	-	101,528,098	241,569,343	389,446,347	401,656,000	419,664,000	438,652,000	458,676,000
CountyCare Other State Revenue	-	-	355,286,164	24,700,825	40,382,310	40,054,000	40,429,000	40,819,000	41,223,000
CountyCare Medicare	2,748,641	9,393,785	3,856,819	-	-	-	-	-	-
CountyCare Investment Income	-	-	18,973,707	21,477,780	9,493,159	-	-	-	-
Total Health Plan Services Revenue	\$ 2,656,191,922	\$ 3,058,047,013	\$ 3,445,182,419	\$ 3,162,420,748	\$ 3,331,437,117	\$ 3,311,398,000	\$ 3,355,594,000	\$ 3,401,826,000	\$ 3,450,152,000
Expenses									
Salaries	13,320,927	16,245,803	29,776,906	36,353,088	41,789,163	43,344,000	44,427,000	45,538,000	46,676,000
Other Personnel	443,836	1,030,665	1,997,408	1,354,796	1,733,636	1,798,000	1,843,000	1,889,000	1,936,000
Health Benefits	4,166,295	2,508,436	3,132,073	5,160,551	5,942,422	6,142,000	6,348,000	6,561,000	6,782,000
Contractual Services	113,914,048	106,974,141	122,269,290	116,089,732	107,883,048	110,474,000	113,128,000	115,845,000	118,628,000
Comm & IS Maintenance	1,127	16,776	88,973	229,174	258,191	271,000	285,000	299,000	314,000
Supplies and Materials	82,183	-	-	-	-	-	-	-	-
Energy	-	-	-	-	-	-	-	-	-
Operations And Maintenance	-	-	-	-	-	-	-	-	-
Rental And Leasing	-	-	-	-	-	-	-	-	-
Operating Capital	-	-	-	-	-	-	-	-	-
Contingencies	-	-	-	(123,322,338)	(139,525,143)	(138,403,000)	(140,116,000)	(141,986,000)	(143,941,000)
Managed Care Claims	2,503,571,236	2,915,702,771	3,276,985,166	3,003,233,407	3,170,432,016	3,144,929,000	3,183,855,000	3,226,344,000	3,270,767,000
Total Health Plan Services Expenses	\$ 2,635,499,652	\$ 3,042,478,591	\$ 3,434,249,815	\$ 3,039,098,410	\$ 3,188,513,333	\$ 3,168,555,000	\$ 3,209,770,000	\$ 3,254,490,000	\$ 3,301,162,000
Expenses before elimination	2,635,499,652	3,042,478,591	3,434,249,815	3,162,420,748	3,328,038,476	3,306,958,000	3,349,886,000	3,396,476,000	3,445,103,000
Net Results	\$ 20,692,270	\$ 15,568,421	\$ 10,932,604	\$ (0)	\$ 3,398,641	\$ 4,440,000	\$ 5,708,000	\$ 5,350,000	\$ 5,049,000
Health Care Services									
Revenue									
CCH Medicare	127,933,090	173,201,525	210,338,523	274,056,864	265,555,790	266,856,000	269,524,000	272,220,000	274,942,000
CCH Medicaid*	468,777,125	892,333,745	302,865,568	500,786,779	481,899,467	488,573,000	493,459,000	498,394,000	503,378,000
CCH Domestic Transfer Elimination**	-	-	-	(123,322,338)	(139,525,143)	(138,403,000)	(140,116,000)	(141,986,000)	(143,941,000)
CCH Private Payors	68,900,769	76,335,196	122,855,694	86,415,849	97,929,718	98,648,000	99,635,000	100,631,000	101,637,000
CCH GME	75,756,954	72,787,271	69,883,768	81,462,723	75,027,201	75,027,000	75,027,000	75,027,000	75,027,000
CCH Directed Payments*	-	-	576,098,082	494,589,616	485,844,085	488,232,000	495,463,000	500,726,000	501,741,000
CCH BIPA	131,300,000	131,300,000	131,300,000	138,810,000	131,300,000	131,300,000	131,300,000	131,300,000	131,300,000
CCH DSH	210,858,016	244,180,174	189,506,429	170,771,262	190,000,000	192,406,000	192,406,000	192,406,000	192,406,000
CCH Other Revenue	13,871,265	9,134,298	13,016,526	17,521,022	61,805,418	63,660,000	65,569,000	67,536,000	69,563,000
CCH Lease Revenue	-	-	-	-	1,677,463	1,719,000	1,762,000	1,806,000	1,852,000
CCH Misc	630,179	1,535,416	1,582,158	1,764,989	-	-	-	-	-
CCH Investment Income	6,536	1,668,373	588,005	742,769	-	-	-	-	-
CCH Indirect Cost	140,391	887,739	-	-	-	-	-	-	-
CCH Federal Government	-	1,464,617	-	-	-	-	-	-	-
CCH Property Tax	116,822,820	136,017,633	149,351,250	157,310,581	157,704,920	157,705,000	157,705,000	157,705,000	157,705,000
CCH Other Financing Sources	-	-	-	4,900,000	4,900,000	-	-	-	-
Total Health Care Services Revenue	\$ 1,214,997,146	\$ 1,740,845,987	\$ 1,767,386,004	\$ 1,805,810,115	\$ 1,814,118,919	\$ 1,825,723,000	\$ 1,841,734,000	\$ 1,855,765,000	\$ 1,865,610,000

EXECUTIVE SUMMARY

ANNUAL APPROPRIATION BILL VOLUME 1

	Actual			Estimate	Budget	Forecast			
	FY2021	FY2022	FY2023	FY2024	FY2025	FY2026	FY2027	FY2028	FY2029
Revenue before elimination	1,214,997,146	1,740,845,987	1,767,386,004	1,929,132,453	1,953,644,062	1,964,126,000	1,981,850,000	1,997,751,000	2,009,551,000
<u>Expenses</u>									
Salaries	524,039,579	518,890,120	552,382,650	579,836,019	718,671,725	745,403,000	764,038,000	783,139,000	802,717,000
Other Personnel	50,452,855	64,496,101	82,720,530	156,950,787	131,486,931	137,334,000	140,767,000	144,286,000	147,893,000
Health Benefits	99,784,155	94,465,076	90,779,206	85,130,030	82,598,711	85,372,000	88,239,000	91,202,000	94,264,000
Contractual Services	94,356,328	221,771,173	335,221,592	450,367,957	470,482,662	481,784,000	493,356,000	505,206,000	517,341,000
Comm & IS Maintenance	90,382,266	88,881,553	88,372,382	129,264,121	176,794,508	185,634,000	194,916,000	204,662,000	214,895,000
Supplies and Materials	151,809,588	174,055,723	177,200,591	189,460,898	251,777,075	257,825,000	264,018,000	270,359,000	276,853,000
Energy	8,711,339	8,135,172	12,260,859	15,447,756	13,783,392	14,114,000	14,453,000	14,801,000	15,156,000
Operations And Maintenance	10,069,357	10,759,848	11,768,013	18,145,686	18,351,250	18,792,000	19,243,000	19,706,000	20,179,000
Rental And Leasing	33,272,497	33,919,602	29,179,464	44,754,340	47,332,173	48,469,000	49,633,000	50,825,000	52,046,000
Operating Capital	1,418,345	947,275	4,719,415	7,184,173	4,900,000	5,018,000	5,138,000	5,262,000	5,388,000
Contingencies	39,614,378	36,957,526	56,601,924	26,228,002	39,219,270	40,161,000	41,126,000	42,114,000	43,125,000
Managed Care Claims	800,322	942,674	1,136,376	1,726,428	1,645,005	1,678,000	1,711,000	1,746,000	1,781,000
Total Health Care Services Expenses	\$ 1,104,711,009	\$ 1,254,221,844	\$ 1,442,343,003	\$ 1,704,496,198	\$ 1,957,042,703	\$ 2,021,584,000	\$ 2,076,638,000	\$ 2,133,308,000	\$ 2,191,638,000
Net Results	110,286,137	486,624,144	325,043,002	224,636,255	(3,398,641)	(57,458,000)	(94,788,000)	(135,557,000)	(182,087,000)
Total Health Fund Revenue	3,871,189,068	4,798,893,000	5,212,568,423	4,968,230,863	5,145,556,036	5,137,121,000	5,197,328,000	5,257,591,000	5,315,762,000
Total Health Fund Expenses	3,740,210,661	4,296,700,435	4,876,592,818	4,743,594,608	5,145,556,036	5,190,139,000	5,286,408,000	5,387,798,000	5,492,800,000
Total Health Fund Surplus/(Deficit)	\$ 130,978,407	\$ 502,192,565	\$ 335,975,605	\$ 224,636,255	\$ (0)	\$ (53,018,000)	\$ (89,080,000)	\$ (130,207,000)	\$ (177,038,000)

*FY2020-FY2023 includes Directed Payments that CountyCare passes through to CCH in the revenues and expenses of both Health Plan Services (HPS) and Health Care Services. In FY2020-FY2022, these revenues were included in the Medicaid account, and in FY2023, in Other State Revenue at HPS and Directed Payments within Health Care Services. Starting in FY2024, Directed Payments will only appear in the budget for CCH under Directed Payments.

**CountyCare provides reimbursement to CCH for claims payments for CountyCare members, which are reflected as revenue and expense at both Health Plan Services and Health Care Services in FY2020 through FY2023. Beginning FY2024, these domestic claims will be offset in a separate account.

General and Health Funds Total Surplus (Deficit)

Total revenue	5,907,001,869	7,136,384,311	7,637,816,260	7,497,835,819	7,618,454,861	7,478,007,000	7,622,095,000	7,718,758,000	7,837,734,000
Total expenses	5,591,703,953	6,198,673,485	7,005,108,061	7,131,246,747	7,618,454,861	7,585,273,000	7,739,165,000	7,896,068,000	8,080,651,000
Surplus/(Deficit)	\$ 315,297,916	\$ 937,710,826	\$ 632,708,199	\$ 366,589,072	\$ (0)	\$ (107,266,000)	\$ (117,070,000)	\$ (177,310,000)	\$ (242,917,000)



CAPITAL BUDGET OVERVIEW

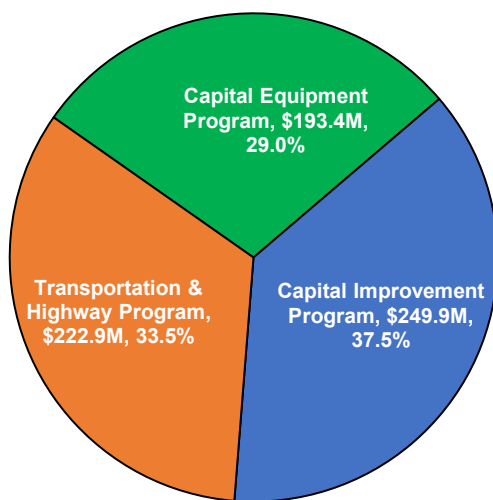
As part of the annual budget process, the County reassesses its capital programming needs regarding capital improvements for facilities, capital equipment purchases and transportation & highway planning. The County determines its ability and willingness to issue new taxpayer-funded debt for capital expenditures and fund less wide-ranging capital projects through the operating budget via Pay-As-You-Go ("Pay-Go") financing, which may include grants, the Infrastructure and Equipment fund and other special purpose funds. The determination of funding levels/funding types is made as part of the capital budget and re-evaluated annually considering legacy debt obligations, operating budget priorities and debt service costs. Once a prudent level of financing is identified, the funding is matched to the projects and/or equipment to address critical needs as determined by the capital renewal and deferred maintenance assessment. The appropriation of the capital budget is part of the annual budget process.

The County's adopted FY2025 Capital Budget is \$666.3 million in Capital Investments and includes:

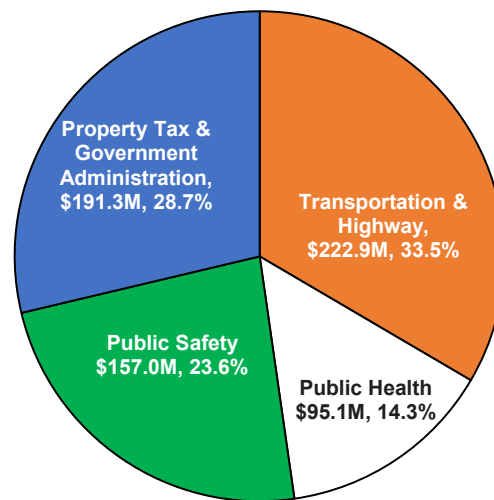
- \$249.9 million (\$18.9M new, \$231.0M carryover) for the Capital Improvement Program (CIP) for County facilities;
- \$222.9 million (\$57.5M new, \$165.4M carryover) for its Transportation & Highways Program (THP) for County maintained road, bridges and highways; and
- \$193.4 million (\$109.9M new, \$83.5M carryover) for Capital Equipment Program (CEP) for County departments.

These amounts include all projects that are expected to be reasonably funded in FY2025, which includes reappropriation of multi-year projects approved in prior years where funding was not completely utilized.

Capital Investment Plan
\$666.3 million



Capital Investment by Function
\$666.3 million



PURPOSE OF CAPITAL PROGRAMMING

The capital programming process allows for the identification, review, planning and budgeting of capital investments. The process is designed to provide a comprehensive look at Cook County's present, mid-term and long-term capital needs. This is essential for long-term fiscal planning including projected future debt service requirements.

Further, capital programming allows for the efficient and effective providing of public facilities, strategic renovation and replacement or upgrade of capital assets. Programming capital assets such as facilities, highway infrastructure and technological systems can promote more strategic use of Cook County's limited financial resources while fostering the coordination of public and private development. The capital programming process involves long-term planning allowing the County to go beyond basic year-to-year budgeting to maintain an effective level of service for County residents. Capital programming that coordinates planning, financing, infrastructure, and facilities improvements is essential to meeting the needs of a regional economic and transportation hub like Cook County.

TRENDS AFFECTING FISCAL PLANNING FOR THE CAPITAL BUDGET

Several different trends and economic indicators are reviewed, projected and analyzed each year for their impact on the Capital Budget. These include:

INFLATION

Important as an indicator of future project costs or the costs of delaying capital expenditures.

POPULATION GROWTH/DECLINE

Provides the main indicator of the size or scale of required future facilities and services, as well as the timing of population-driven project requirements. Though Cook County's population has remained steady for several decades, other factors may impact the use requirements for various facilities such as the Department of Corrections (DOC) pre-trial detainee population.

DEMOGRAPHIC CHANGES

Changes in the number and/or locations within the County of specific age groups or other special groups provides an indication of requirements and costs of specific facilities (e.g., the Health System's facilities).

IMPLEMENTATION RATES

Measured through the actual expenditures within programmed and authorized levels, implementation rates are important in establishing actual annual cash requirements to fund projects in the CIP portion of the Capital Budget. As a result, implementation rates are a primary determinant of required annual bond issuance.

SPENDING AFFORDABILITY

One of the most important factors in the capital budget development process is determining spending affordability. Spending affordability is determined by the amount of debt service and Pay-Go capital funds that can be reasonably afforded by the operating budget given the County's revenue levels, operating/service needs and capital/infrastructure needs. The size and financial health of the Capital Budget is therefore somewhat constrained by the ability of the operating budget to absorb increased debt service amounts and/or operating requirements for Pay-Go capital expenditures. Realizing maintenance and improvement of County infrastructure is important to the overall health of the County, policymakers will continue to work to balance the levels of capital funding required and its impact on operating expenditures.

GUIDING PRINCIPLES OF CAPITAL PROGRAMMING

For the capital programming adopted in the FY2025 Capital Budget, the County employed certain fundamentals of both zero-based and performance-based budgeting in the evaluation and appropriation of project funding. Some budgetary and programmatic principles incorporated into the Capital Budget include:

- Building facilities supporting County stakeholder objectives that are in line with the County's Policy Roadmap.
- Supporting the physical development objectives incorporated in approved plans, including the 10-year CIP plan, capital equipment plans and long-range transportation plan.
- Improving financial planning by comparing needs against resources by estimating future debt service and debt issuance to fund the plan, which allows the County to identify future operating budget implications related to capital programming and expenditures.

- Establishing priorities among projects so limited resources are put to the best use.
- Identifying, as accurately as possible, the impact of public facility decisions on future operating budgets, in terms of energy use, maintenance costs and staffing requirements.
- Providing a concise and centralized source of information on all planned rehabilitation of public facilities for residents, departments and other stakeholders in the County.
- Ensuring any unused funds from prior year appropriations are reappropriated to multi-year projects.

FINANCIAL & DEBT MANAGEMENT POLICIES

The Cook County Board adopted financial and debt management policies providing the parameters for the amounts and timing of bond-financed projects to be included in the Capital Budget. This ensures the CIP is financially sustainable and supports best practices in budgeting and capital programming. The County is best served by a long-term debt policy to manage its legacy debt service costs and future borrowing needs by following a debt structure that rises by no more than 2.0% annually until it reaches a \$400.0 million threshold. The County utilizes a revolving line of credit or other short-term efficient financial mechanisms to fund capital projects during its construction and acquisition phases. The County also looks to strategically employ variable rate or other short duration debt instruments to take advantage of lower borrowing costs and manage interest rate exposure at the front-end of the yield curve to reduce expected capital costs.

FUNDING THE CAPITAL PROGRAMMING PROCESS

Capital funding will be made available using the following criteria:

- The use of debt to finance components of the Capital Budget will be used only when other financing sources have been evaluated and deemed unavailable.
- The County will prioritize equipment/projects costing less than \$150,000 and equipment/projects with five years or lower useful life to be funded through Pay-Go means.
- The County will decrease the planned budgeted expenditure on debt supported capital equipment every year with the goal of eventually funding capital equipment through Pay-Go means entirely, except for large non-recurring, multi-year initiatives to acquire entirely new depreciable technology.
- The County will utilize a Capital Equipment inventory submitted by all County departments in FY2024 to guide the long-term funding plan for a replacement cycle of all capital equipment countywide.
- The County anticipates additional Pay-Go financial resources for the Capital Budget for FY2025 to reduce the amount of debt needed to fund shorter duration assets.
- Limit and clearly identify any County personnel that are associated with a capital project to be funded from debt proceeds and will seek to avoid the funding of personnel from debt proceeds.

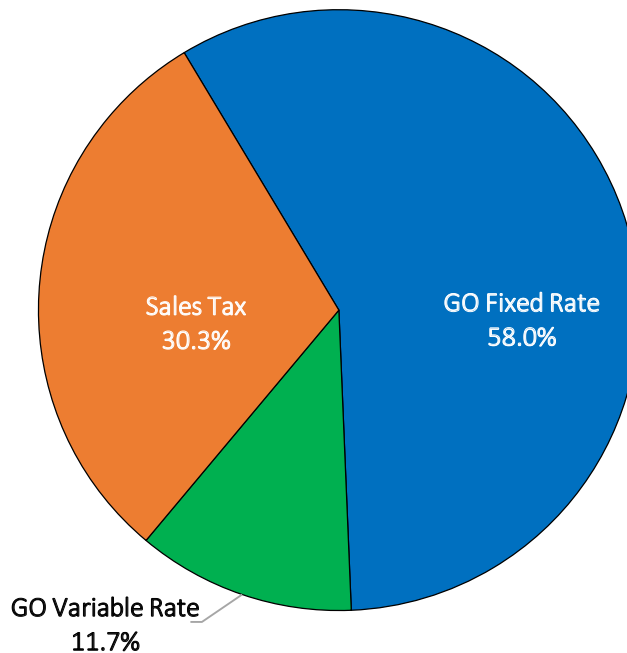
DEBT OVERVIEW

The County's debt is issued pursuant to the County's home rule powers under the 1970 Constitution of the State of Illinois and authorizing ordinances adopted by the County Board. The County has the authority to incur debt payable from ad valorem property tax receipts or any other lawful source with a maximum maturity of 40 years without referendum approval.

Analysis of the County's legacy and current debt obligations is essential to determine a prudent level of debt financing to allow for the critical renewal, repair/maintenance of capital projects and equipment, and ensure the County's debt does not unduly burden taxpayers or pose a risk to the County's credit ratings and overall creditworthiness.

As of November 30, 2024, the total debt portfolio is comprised of \$2.77 billion worth of General Obligation ("GO") Bonds, Sales Tax Revenue Bonds, and a GO Tax-Exempt Revolving Line of Credit. The following chart shows a breakdown of the County's debt portfolio:

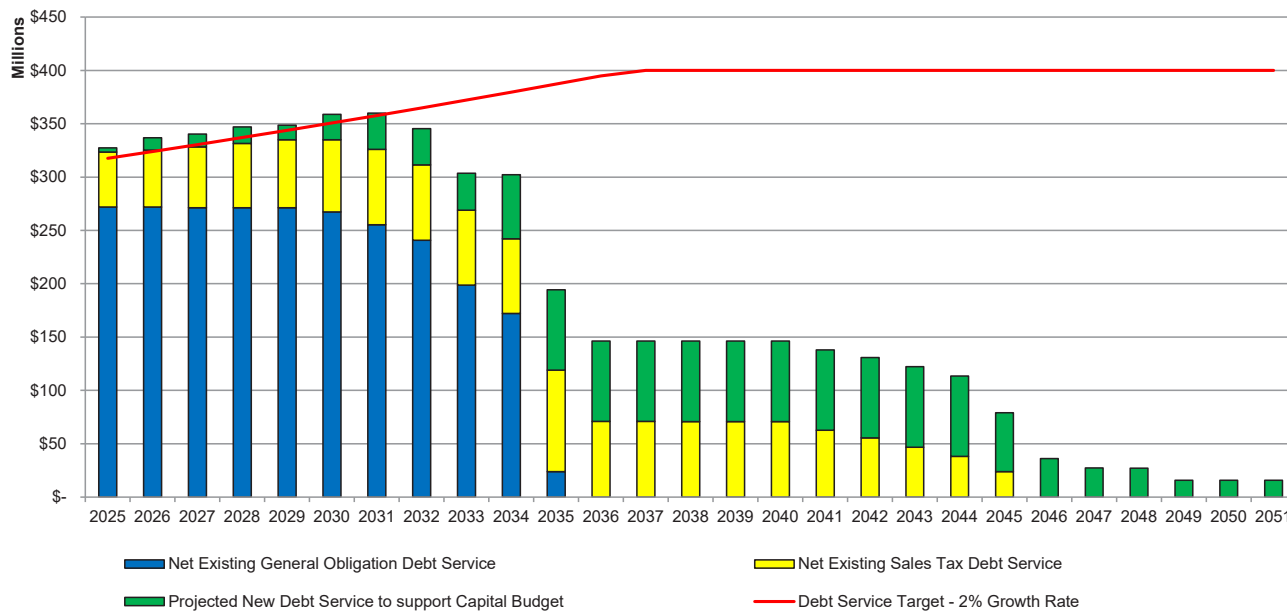
**Total Principle Outstanding
\$2.77 Billion**



Metric	Current	Maximum*
Direct Debt per Capita	\$604	\$1,000
Direct Debt as a percentage of Estimated Market Value of all taxable property	0.48%	1.3%
Direct Debt as a percentage of Equalized Assessed Value of all taxable property	1.66%	4.0%
Debt Service as a percentage of all operating funds	4.30%	15.0%
Variable Rate Debt as a percentage of overall debt portfolio	11.8%	25.0%

DEBT SERVICE

The County's Debt Service Fund is utilized for debt service payments. The GO debt service is paid through the levy of ad valorem taxes upon all the taxable property in the County. Sales Tax debt service is paid through monthly deposits of sales tax revenue received by the County. The County is best served by a long-term plan to manage its legacy debt service costs and future borrowing needs in a responsible manner so that these costs do not provide undue stress on its operating budget in future years. The following chart and the accompanying table show the County's anticipated debt service due in coming years based on current outstanding debt and anticipated new future borrowing:



Fiscal Year	Principal	Net Interest ⁽¹⁾	Existing General Obligation Debt Service ⁽¹⁾⁽²⁾	Anticipated Refunding Adjustments	Net Existing General Obligation Debt Service	Existing Sales Tax Debt Service ⁽¹⁾	Anticipated Refunding Adjustments	Net Existing Sales Tax Debt Service	Projected New Debt Service to support Capital Budget	Total Projected Debt Service
2025	170,470,000	101,551,327	272,021,327	-	272,021,327	51,513,168	-	51,513,168	3,829,628	327,364,122
2026	178,595,000	93,426,073	272,021,073	-	272,021,073	53,251,168	-	53,251,168	11,524,900	336,797,140
2027	186,660,000	85,357,809	272,017,809	(784,913)	271,232,897	57,004,168	-	57,004,168	12,033,800	340,270,865
2028	194,875,000	77,144,957	272,019,957	(719,393)	271,300,565	60,760,668	(572,505)	60,188,163	15,412,000	346,900,727
2029	204,285,000	67,733,910	272,018,910	(864,600)	271,154,310	64,509,418	(565,005)	63,944,413	13,563,844	348,662,567
2030	211,215,000	56,996,666	268,211,666	(989,295)	267,222,371	68,264,168	(557,505)	67,706,663	23,943,000	358,872,033
2031	211,936,750	45,812,971	257,749,721	(2,451,593)	255,298,128	72,017,418	(1,233,927)	70,783,491	33,943,000	360,024,619
2032	208,020,000	33,734,142	241,754,142	(983,273)	240,770,870	72,016,418	(1,412,937)	70,603,481	33,943,000	345,317,351
2033	179,375,000	20,988,330	200,363,330	(1,559,717)	198,803,613	72,015,418	(1,850,861)	70,164,557	34,588,000	303,556,170
2034	161,845,000	10,976,815	172,821,815	(736,740)	172,085,075	72,019,668	(1,850,786)	70,168,882	59,835,750	302,089,707
2035	23,385,000	1,169,250	24,554,250	(736,628)	23,817,623	96,964,118	(1,850,852)	95,113,266	75,384,500	194,315,388
2036	-	-	-	-	-	72,826,513	(1,915,208)	70,911,305	75,381,000	146,292,305
2037	-	-	-	-	-	72,825,463	(1,915,094)	70,910,369	75,385,750	146,296,119
2038	-	-	-	-	-	72,827,913	(1,946,157)	70,881,755	75,383,000	146,264,755
2039	-	-	-	-	-	72,826,113	(1,946,028)	70,880,084	75,377,500	146,257,584
2040	-	-	-	-	-	72,825,963	(1,945,926)	70,880,036	75,383,500	146,263,536
2041	-	-	-	-	-	64,144,463	(1,460,976)	62,683,486	75,379,250	138,062,736
2042	-	-	-	-	-	55,465,463	-	55,465,463	75,378,750	130,844,213
2043	-	-	-	-	-	46,788,963	-	46,788,963	75,385,000	122,173,963
2044	-	-	-	-	-	38,105,050	-	38,105,050	75,385,500	113,490,550
2045	-	-	-	-	-	23,975,950	-	23,975,950	55,223,000	79,198,950
2046	-	-	-	-	-	-	-	-	36,047,750	36,047,750
2047	-	-	-	-	-	-	-	-	27,237,500	27,237,500
2048	-	-	-	-	-	-	-	-	27,235,750	27,235,750
2049	-	-	-	-	-	-	-	-	15,703,250	15,703,250
2050	-	-	-	-	-	-	-	-	15,705,000	15,705,000
2051	-	-	-	-	-	-	-	-	15,702,750	15,702,750
Total	\$1,930,661,750	\$594,892,249	\$2,525,553,999	-\$9,826,149	\$2,515,727,849	\$1,332,947,646	-\$21,023,768	\$1,311,923,878	\$1,114,948,922	\$5,247,341,280

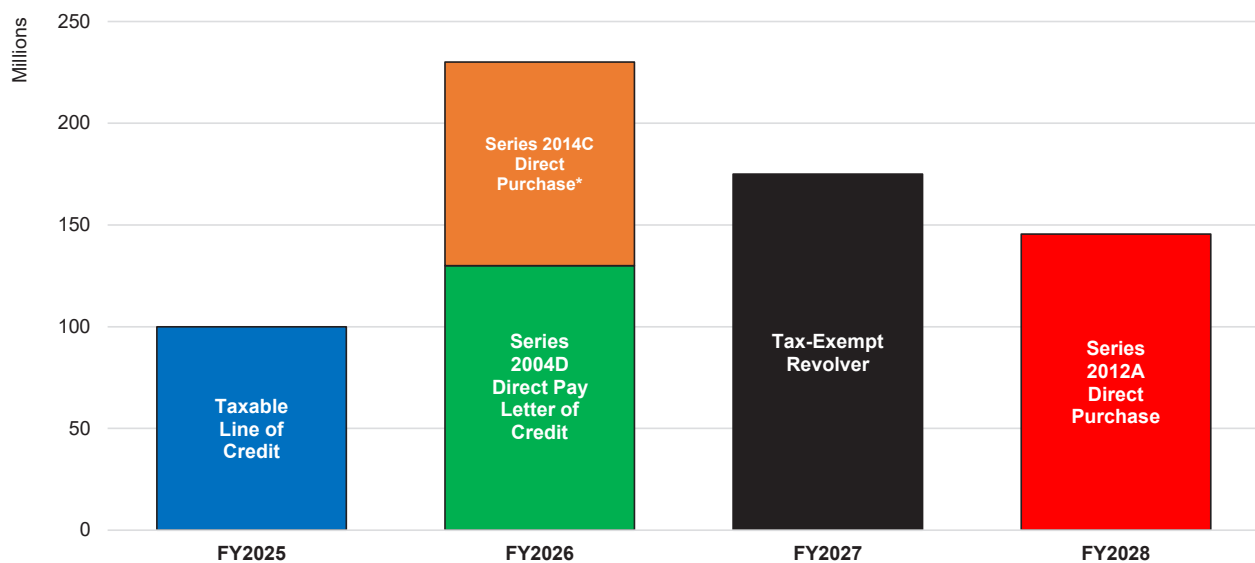
⁽¹⁾ Interest is net of Federal subsidies received on Build America Bonds and Qualified Energy Conservation Bonds

⁽²⁾ Includes projected revolving line of credits interest payments

⁽³⁾ Totals may not add up due to rounding

CREDIT FACILITY EXPIRATION TIMING

The County currently has four outstanding variable rate bond issuances and two lines of credit. The bank credit facilities associated with variable rate bonds and lines of credit are subject to expiration between fiscal years 2025 and 2030. The table below summarizes the expiration timing for each facility and type of credit facility. Specifically, bonds are supported by a Direct Pay Letter of Credit or are direct bank placements. The County does not have any interest rate derivatives associated with any of its outstanding indebtedness. The credit agreements generally terminate if the County's GO bond rating is downgraded below BBB/Baa2.



COUNTY BOND RATING

GENERAL OBLIGATION DEBT

Rating Agency	Rating
Moody's	A1
S&P Global Ratings	A+
Fitch Ratings	AA

SALES TAX DEBT

Rating Agency	Rating
Kroll Bond Rating Agency	AAA
S&P Global Ratings	AA-
Fitch Ratings	AA

FY2024 DEBT MANAGEMENT RECAP

While municipal issuance in 2023 was lower than expected due to a confluence of factors, the most important being tremendous rate volatility, the municipal market in 2024 saw a significant increase in issuance. As of September 10, 2024, national municipal issuance saw an increase of 36.51% in volume, while the Illinois market saw an increase of 10.07% year-over-year. In FY2024, the municipal market experienced higher supply due to a number of factors including funding delayed projects, recession fears and conditioning of a higher rate market, meaning many issuers have given up on waiting for lower rates before funding their capital projects. As an issuer of municipal debt, the County has a fiduciary duty to taxpayers to get the lowest possible cost of funding moving to the sidelines during volatile markets was the responsible choice in 2023. Since the County did not come to market with new money bonds in FY2023, there was a need to come to market in FY2024 to fund our capital improvement program. The following is a recap of the County's FY2024 debt activity.

EXTENSION OF THE MATURITY OF GENERAL OBLIGATION BONDS, SERIES 2014D AND 2018 (TAX-EXEMPT REVOLVING LINE OF CREDIT)

The County utilizes its tax-exempt revolving line of credit (General Obligation Bonds, Series 2014D and 2018) to fund capital investments allocated to debt proceeds. The line of credit that was issued in 2014 and later extended in 2018, had a maturity date of January 1, 2024. The County plans to continue using this funding mechanism for capital expenditures. Therefore, the maturity date needed to be extended. On December 1, 2023, the County amended the Trust Indenture between Amalgamated Bank and extended the maturity date of the revolving line of credit to January 1, 2034.

RATE CONVERSION OF GENERAL OBLIGATION BONDS, SERIES 2014D AND 2018 (REVOLVING LINE OF CREDIT)

On January 2, 2024, the County entered into a new interest rate and rate period with PNC Bank on its outstanding tax-exempt revolving line of credit (General Obligation Bonds, Series 2014D and 2018). The bonds were subject to a mandatory purchase and the County entered into a new rate period that commenced on January 2, 2024, and ends on January 1, 2027. The new interest rate is 79.0% of Secured Overnight Financing Rate (SOFR) plus an applicable spread. The extension allows the County to fund new capital projects and keep borrowing costs low during the acquisition, implementation and construction phases of these projects.

EXTENSION OF TAXABLE GENERAL OBLIGATION BONDS, SERIES 2012B DIRECT PLACEMENT

On August 1, 2024, the County entered into an amended purchase agreement with a new bondholder. The amended agreement has a mandatory purchase date of August 1, 2030. Without this extension, the County would have entered into a term-out interest rate for these bonds where the County would have to pay an increased interest rate or pay the outstanding principal in accordance with the Trust Indenture of the Bonds.

NEW MONEY ISSUANCE OF SALES TAX REVENUE BONDS, SERIES 2024

On August 20, 2024, the County issued fixed rate Sales Tax Revenue Bonds, Series 2024 totaling \$164.5 million in par amount. The proceeds of the bonds were used to repay the outstanding balance of the General Obligation Bonds (Tax-Exempt Revolving Line of Credit), Series 2014D and 2018. The Bonds mature from 2024 through 2044. The Bonds were offered as a negotiated sale, with an aggregate true interest cost of 3.90%. The Bonds are rated AAA (Stable), AA (Positive), AA- (Stable) by Kroll, Fitch and S&P, respectively.

FUTURE FINANCING ANTICIPATED IN FY2025

NEW MONEY ISSUANCE OF SALES TAX REVENUE BONDS, SERIES 2025

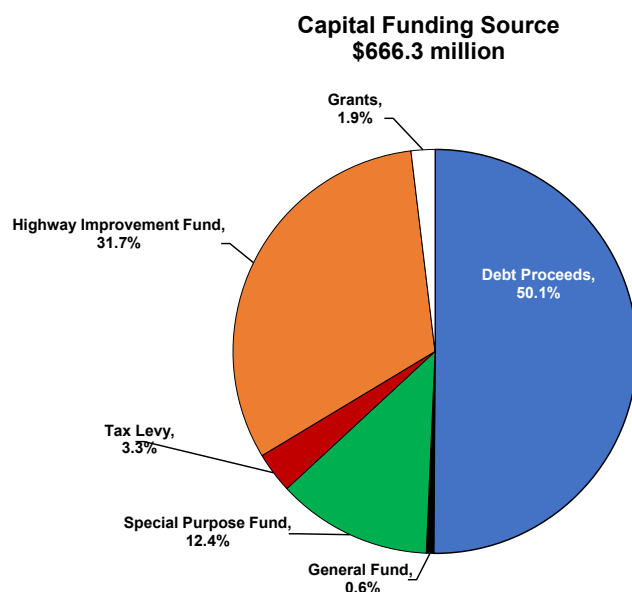
The County anticipates issuing approximately \$175.0 million of Sales Tax Bonds. The proceeds will be used to repay the County's existing tax-exempt revolving line of credit that is drawn upon to pay for capital expenditures. The County will monitor market conditions to determine the most favorable timing. However, at this time, it is anticipated that the sale of the bonds will occur in summer 2025.

EXTENSION OF TAXABLE GENERAL OBLIGATION NOTE, SERIES 2016

The County anticipates extending its \$100 million Taxable General Obligation Note, Series 2016 that has a mandatory purchase date of February 25, 2025. The balance on the line of credit is currently undrawn with a balance of \$100 million. This taxable line of credit provides additional liquidity should the County's cashflows be weakened by an unforeseeable event. The County intends to solicit bids from banks to get the lowest rate. Ultimately, prevailing market conditions will determine the lowest rate.

FUNDING THE CAPITAL PROGRAM

The Capital Budget is predominately funded from sources outside of the County's operating funds. The primary source of funding for CIP and CEP is municipal debt issued by the County. A small portion of capital improvement and capital equipment programs are funded through grants and special purpose funds. Additionally, the County will continue funding more discrete capital equipment items, like technology hardware and vehicles from operating (Pay-Go) sources in FY2025. The County's road infrastructure projects are primarily funded through the County's allocation of the Motor Fuel Tax (MFT) funds from the State of Illinois as well as other Federal and State grants on a Pay-Go basis.



Sources	Amounts
Debt Proceeds	333,811,269
Operating Fund	3,950,000
Tax Levy	21,740,877
Special Purpose Fund	82,724,936
Highway Improvement Fund	211,334,254
Grants	12,705,120
Total	\$666,266,456

Uses	Amounts
Capital Equipment Projects	193,442,979
Capital Improvement Projects	249,902,667
Highway & Transportation Projects	222,920,810
Total	\$666,266,456

RELATIONSHIP BETWEEN CAPITAL & OPERATING BUDGETS

The County's Debt Service Fund is utilized to fund GO debt service payments through a designated debt service property tax levy. The County's Capital Budget is predominately funded through the issuance of municipal bonds. Accordingly, any further increase in debt service will further reduce available revenues from property tax receipts to fund general operations. Sales Tax Revenue Bonds also reduce Sales Tax revenues available for operations in future years as debt service claims a portion of these revenues. As an example, if borrowing is used to fund the capital investment, a \$10.0 million investment in a capital equipment asset with an eight-year useful life would have about a \$1.6 million impact in subsequent operating budgets through increased debt service. Similarly, if debt is used to fund a \$10.0 million investment in highways or County facilities, an impact of \$550,000 would be realized during the initial 10-year interest-only period with greater impacts in out-years. These factors underlie the need to prudently determine the best means of financing the Capital Budget, and to ensure investments resulting in reduced operating expenditures are prioritized.

The cost of operating and maintaining newly completed capital projects also have an impact on the operating budget. For example, the replacement of a building's roof, windows and mechanical systems may result in a decrease in the cost of utilities, which would effectively lower the facility's operating costs. Conversely, the greatest operating impacts often occur with the construction of a new facility. In such cases, costs related to staffing the facility, including the required professional support and maintenance staff along with the additional operating and utility costs, would add expense lines to the operating budget. Completed information technology projects will also likely entail additional operating costs such as upgrades, license renewals or the training of staff to operate new systems but may have reduced operating costs associated with efficiencies.

Capital expenditures selected by the County in the Capital Budget can have positive impacts on the operating budget. Specific positive impacts are highlighted in the following section.

SUMMARY OF CAPITAL INVESTMENTS & THEIR IMPACT ON THE COOK COUNTY OPERATING BUDGET

Each year Cook County lays out its capital investment needs through its CIP for facilities, CEP for asset purchases and THP for road and bridge infrastructure improvements.

CAPITAL IMPROVEMENT PROGRAM

The Bureau of Asset Management (BAM) develops and implements the CIP and works collaboratively with the Bureau of Finance to determine available resources and project the cash flow needs for implementation. The CIP includes a long-term projection of debt service levels and funding implications for County initiatives over a 10-year period. The cost of capital improvements is developed by considering the initial costs but also the long-term fiscal impacts on the County's operating budget. FY2025-FY2034 plan represents \$1.75 billion investment for the CIP.

The individual CIP projects follow priorities that are aligned with President Preckwinkle's Policy Roadmap. These priorities are: Unlocking the Value of County Assets, Green Buildings Program and Operational Efficiencies.

Cook County will continue the implementation of the County's Build Up Cook (BUC) program, which started in FY2023. The BUC program provides technical assistance, project management and support to suburban Cook County municipalities for capital facility and infrastructure projects funded through various Federal grant programs, primarily through the County's ARPA allocation in FY2025.

In FY2025, the County will continue toward the goal of reducing one million square feet of real estate through completing the demolition of two additional divisions at the DOC, Divisions I and IA, and developing the design for the demolition of another underutilized housing unit at the jail, Division IV. These projects reflect the substantially reduced average daily pre-trial detained population, from over 10,000 to at or below 6,000.

As a result of the pandemic, long-planned demolitions and other capital projects were delayed to avoid potential health concerns for detainees and staff. In addition to schedule impacts on the Division I/IA demolitions at the jail, the first phase of the demolition of the former Oak Forest Hospital and the demolition of the Polk Building on the Stroger Hospital campus were delayed.

For the Downtown Corporate campus, the continuous consolidation of user departments is right sizing the County's real estate footprint through the implementation of Workplace Strategy and Design (WS+D). This highly collaborative process leads to reductions in operational expenses, while at the same time supporting increased productivity, and results in additional space that is leasable for revenue. As part of the WS+D, BAM is incorporating lessons learned from COVID-19 and the impact of remote work on the amount of space the County needs to renovate and the workplace types that this new normal requires.

The FY2025 CIP also supports the County's aggressive targets for reducing energy and water consumption throughout County facilities and reducing greenhouse gas emissions. In FY2025, efforts will also include projects directed at increased energy efficiency in all portfolios in support of the County's energy reduction goals.

TRANSPORTATION & HIGHWAYS PROGRAM

The FY2025-2029 Transportation and Highway Program (THP) is guided by Connecting Cook County, the Long-Range Transportation Plan (LRTP) adopted by the Cook County Board of Commissioners in FY2016 as the County's first strategic transportation plan in 70 years. The LRTP put Cook County in a leadership role when it comes to creating a modern transportation network, guiding where and how DOTH invests in mobility improvements across the County to benefit the regional transportation system.

The Cook County FY2025-2029 THP totals \$1.20 billion, with approximately \$474.0 million budgeted in FY2025 for planning, engineering, construction, right-of-way acquisition and maintenance contracts.

FY2025-2029, THP is funded primarily by Motor Fuel Tax (MFT) revenues, supplemented by State bond proceeds, Federal and State grants, local reimbursements, township MFT funds and interest earnings. MFT accounts for \$285.3 million or 60.2% of the FY2025 adopted THP, while REBUILD Illinois accounts for \$88.1M or 18.6%. FY2025 budget for THP also includes the ongoing expenditure of \$88.1 million funded by the REBUILD bond funds allocated to the County from the State of Illinois and anticipated federal and state grant funds in the amount of \$50.9 million. Furthermore, Cook County partners with other agencies including the Illinois Department of Transportation (IDOT), the Illinois State Toll Highway Authority (ISTHA), Metropolitan Water Reclamation District (MWRD), and local municipalities and receives reimbursements for a portion of the anticipated project costs. FY2025 adopted plan accounts for \$42.7 million in such intergovernmental revenues.

CAPITAL EQUIPMENT PROGRAM

The FY2025 adopted CEP budget includes \$193.4 million of investments in capital equipment.

There are several major new and ongoing IT projects in FY2025. One project is the GIS Integrated Property Tax System (\$4.9 million) which creates a centralized database of the County's 1.8 million real property parcels and streamlines information sharing between the County's property and taxation agencies. Also, continuing into FY2025 are the Bureau of Technology's Disaster Recovery System project (\$14.4 million), and Computer Refresh (\$25.2 million). New this year is the development of a Generative Artificial Intelligence program (\$4.0 Million) that will increase efficiency Countywide. These major projects reflect the County's continued investment in technology and commitment to upgrading and modernizing county applications and software.

CAPITAL BUDGET HIGHLIGHTS & SIGNIFICANT PROJECTS FOR THE UPCOMING YEAR

CAPITAL IMPROVEMENT PROGRAM HIGHLIGHTS

CORPORATE PROJECTS

- County Building - 5th Floor ADA Renovation Construction
- Dunne Building - Bureau of Technology & Department of Emergency Management and Regional Security Re-stack
- County Building County Clerk re-stack
- Oak Forest Campus Environmental Assessment and Demolition

HEALTH & HOSPITALS PROJECTS

- CCH Department of Public Health Long Term Facilities Plan and Consolidation
- CCH Long-Term Real Estate Plan
- Stroger Radiology Capital Equipment Installations
- Stroger Mechanical and Electrical Upgrades

PUBLIC SAFETY PROJECTS

- Portfolio-wide ADA Assessments, Design, and Improvements
- Portfolio-wide Elevator Upgrade and Modernizations
- All Courthouses - Hardening/Physical Security Upgrades
- System-wide Courtroom AV/IT System Upgrades Design
- Skokie Courthouse Envelope Improvements and New ADA Courtroom

COUNTYWIDE PROJECTS

- Green Buildings Program
- Fire & Life Safety System Upgrades
- Flooring Covering and Roof Replacement Programs

TRANSPORTATION & HIGHWAYS PROGRAM HIGHLIGHTS

- 88th Avenue / Cork Avenue at I-294 Interchange
- 175th Street/Ridgeland Avenue/Oak Forest Avenue
- Central Road – Barrington Road to Huntington Boulevard
- Franklin Avenue/Green Street – York Road to Runge Street
- Old Orchard Road – Woods Drive to Skokie Boulevard
- Touhy Avenue – Elmhurst Road to Mount Prospect Road
- Traffic Signal Replacement Program (HSIP) Packages #1 and 2 – Various locations
- Pavement Maintenance and Pavement Rehabilitation Programs
- Invest in Cook Program

CAPITAL EQUIPMENT PROGRAM HIGHLIGHTS

- GIS Integrated Property Tax System
- Countywide Computer Refresh
- Disaster Recovery and Business Continuity
- Generative Artificial Intelligence Program





CAPITAL IMPROVEMENT OVERVIEW

The approximately 19 million square feet of real estate maintained by the Bureau of Asset Management (BAM) is managed in three portfolios: Corporate Facilities (CF), Health & Hospitals (HH) and Public Safety (PS). BAM develops Cook County's annual Capital Improvement Program (CIP), which sets forth a 10-year plan for the design, construction and renovation of County assets to make them safe, functional, efficient and cost-effective. The County's Real Estate Asset Strategic Realignment Plan (REASRP), Green Buildings Program (GBP, 2020) and the asset management lifecycle (develop, construct, operate and dispose) provide the framework for developing the CIP. This work helps fulfill the policy priorities laid out in the Policy Roadmap, especially the Connected Communities and Sustainable Communities policy directions. The Department of Capital Planning and Policy (DCPP) is responsible for developing the CIP and works with various departments and programs within BAM and user agencies in its development. The CIP is then approved by the Cook County Board President and Board of Commissioners and implemented by DCPP.

At the start of FY2023, BAM began to pivot from responding to the pandemic to a focus on long-term responses to increased public health concerns, including more systemic upgrades to HVAC systems, updating the Bureau's Workplace Strategy + Design program and continuing to work with the Bureau of Human Resources to respond to changes from the introduction of remote work.

For FY2025, BAM's spending plan is \$249.9 million, (not counting ARPA-funded projects), allocated across approximately 500 projects. The FY2025 CIP emphasizes the County's commitment to supporting the various agency missions and enhancing the experience and quality of life for its employees and residents. In addition, requirements for code compliance, sustainability, resiliency, operational efficiencies, and cost savings guide the development of the CIP. BAM works to be good stewards of Cook County assets through the consolidation of underutilized space and disposition of assets that are no longer viable or necessary. With a focus on finishing critical projects already underway, the FY2025 CIP builds upon the previous year's initiatives and continues with strategic developments across all portfolios to realize these goals.

CAPITAL IMPROVEMENT PROGRAM: FY2025 – FY2034

STRATEGIC FRAMEWORK FOR CAPITAL IMPROVEMENTS

The County engaged a consultant team to conduct condition assessments of building structures, systems, utilities, and equipment at County-owned facilities. The team developed the REASRP, which provides a long-term framework for BAM. It is a 10-year plan to address capital renewals and renovations, and reduce recurring uncapitalizable operating expenses, as well as strategic redevelopments across all County portfolios. The REASRP's comprehensive recommendations serve as a basis for asset utilization efforts and priority capital improvements. Using inspection data, a long-range capital improvement plan was developed to strategically address identified County asset needs. The REASRP consultant team also made high-level recommendations for each of the County's portfolios, detailing how to consolidate and make better use of County assets. This FY2025–FY2034 CIP continues to build upon, update and implement the REASRP recommendations.

In January 2019, President Preckwinkle announced a goal for County buildings to be carbon neutral by 2050. Carbon neutral means achieving a net of zero greenhouse gas emissions, accounting for the balancing of emissions with offsets such as renewable energy production and renewable energy credits. In FY2020, in coordination with the Department of Environment and Sustainability (DES), BAM released the Clean Energy Plan. This policy direction establishes a series of actions to meet its environmental goals of 45% emissions reduction by 2030 from a 2010 baseline, 100% renewable electricity by 2030 and carbon neutral by 2050. As of December 31, 2023, Cook County has reduced greenhouse gas emissions 49% from a 2010 baseline for its owned and operated buildings.

BAM worked with DES to acquire an offsite renewable energy supplier that will support the County's goal of 100% renewable energy for electricity by 2030. The County signed a contract with a renewable energy supplier in fall of 2024 for approximately 24% of its electricity footprint. In addition to the renewable electricity, the County was also able to secure \$432,000 in monetary support for workforce development opportunities over the life of the contract. The County will begin receiving electricity from this effort beginning in Q2 of 2025.

In FY2024, BAM launched Build Up Cook with \$30.5 million in ARPA funding. The program supports under-resourced municipalities seeking longstanding capital and infrastructure improvements. The Build Up Cook team completed a needs assessment in partnership with 26 priority under-resourced municipalities. From an initial list of 225 project needs identified, an internal interagency working group reviewed and voted to recommend approval of 38 construction support projects. All were approved by the County Board of Commissioners through the execution of intergovernmental agreements. At this time, those projects are all moving through the procurement process and will begin construction in FY2025 for completion by the end of FY2026.

Building on Build Up Cook's success in securing of \$12 million in new funding for lead service line replacement, the team has engaged Region 5 USEPA and Illinois DCEO to determine if there are opportunities for the County to be a partner providing local technical assistance to under-resourced municipalities seeking competitive funding. The program also kicked off a Capacity Building Initiative, which is rolling out a series of workshops to help build municipal capacity in the areas of finance, grant readiness, and green infrastructure. The workshop series will continue in FY2025 with new offerings in response to capacity needs identified in partnership with under-resourced municipalities.

DEVELOPMENT OF THE CAPITAL PLAN

DCPP develops the CIP by assembling projects from the prior year that are already underway and need to be carried over, current year projects that may have been delayed, work order and facility conditions information and business cases submitted by individual user agencies. The preliminary CIP is vetted via a metrics-based matrix, which considers functional, regulatory and fiscal priorities, Green Building Program goals, facility strategic plans, and recurring or ongoing needs. The CIP is augmented by input from the Department of Facilities Management (DFM) and the Bureau of Technology with information that may address the needs of multiple facilities, years and agencies.

The CIP development is an annual cycle that starts with our user agencies. BAM conducts meetings in the first months of the year with over 30 agencies and departments to review the status of current CIP projects and begin discussions about potential new needs and requests. After the opening of the online Business Case system in April, DCPP gathers and consolidates both existing year projects underway with the new requests. For FY2025, due to the larger volume of requests, the Bureau prioritized four categories of projects for inclusion in the CIP:

- Existing CIP projects already underway
- Projects for life safety (fire alarms and escapes, etc.) and security
- ADA/Accessibility upgrades
- Critical systems upgrades needed to sustain building operation (HVAC, roofs, etc.)

Some additional projects are included to sustain County policy objectives, such as some green energy projects, but many new interior renovation requests, for example, were deferred to future fiscal years.

The facility condition data developed during the REASRP provided a baseline Facility Condition Index (FCI) for each facility. The FCIs are periodically updated and are also considered in decisions regarding projects for building systems, exterior renovations, etc.

The industry standard for an FCI above 75% means that the cost to renovate has exceeded the reasonable potential for a return on invested capital. In FY2013, Cook County facilities had an average FCI of 40.40%, with many structures over 75%. An additional consideration in identifying the funding requested in the CIP is advancing multi-year programs to gradually reduce deficiencies in the aggregate facility conditions and to provide important new functionality such as building-wide WiFi systems.

$$\text{FCI} = \frac{\text{Cost of maintenance, replacements, deficiencies}}{\text{Current replacement cost}}$$

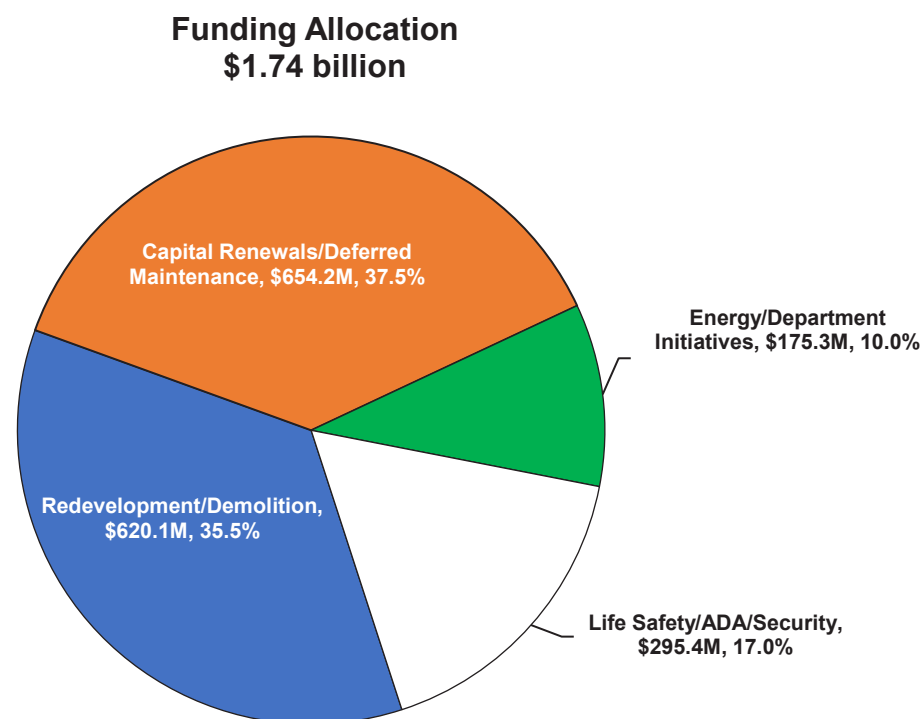
This cumulative process enables the County to:

- Identify and address critical system replacements and upgrades
- Reduce long-term recurring operating expenses
- Address new regulatory requirements and compliance directives
- Prioritize improvements according to the County's long-term objectives, as expressed in the Policy Roadmap
- Reduce energy, water and waste while meeting the County's carbon neutral goal by 2050
- Deliver a capital plan that can be responsibly and sustainably funded, which will consistently provide County facilities that support our user agencies' critical functions

Once identified for inclusion in the CIP, projects are designated in four categories:

1. Life Safety/ADA/Security
2. Capital Renewals/Deferred Maintenance
3. Energy/Department Initiatives
4. Redevelopment/Demolition

The categories, tasks, and projections of the CIP are developed to support generally accepted accounting principles, GASB standards, and to ensure a balanced approach to capital expenditures between near-term and long-term needs.



PORTFOLIO OVERVIEWS & SIGNIFICANT PROJECTS

The County's assets have been categorized into three separate portfolios in the CIP as follows:

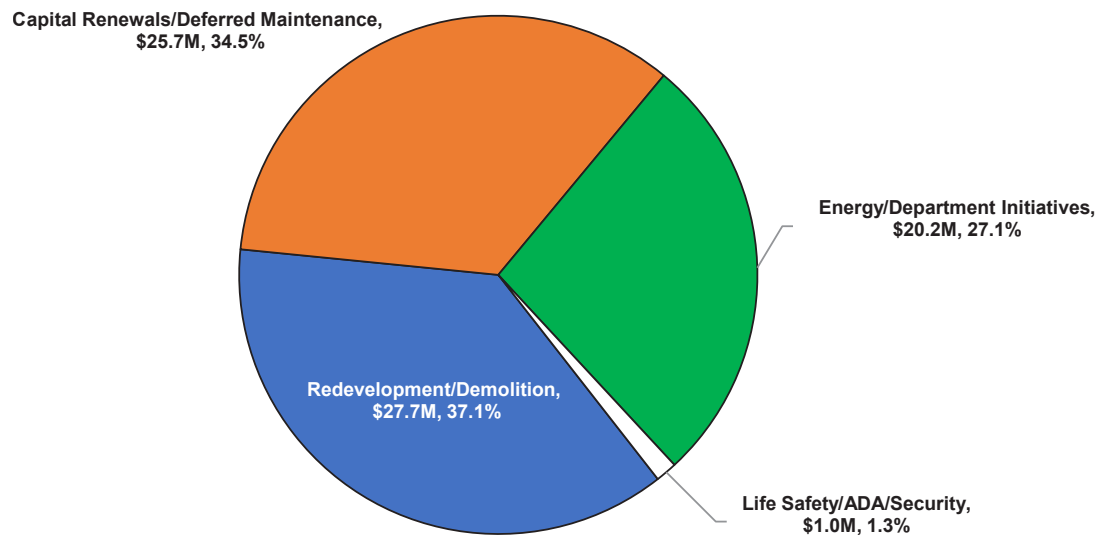
- Corporate Facilities
- Health and Hospitals
- Public Safety

CORPORATE FACILITIES PORTFOLIO

The Cook County Corporate Portfolio includes approximately 2.7 million square feet of facilities, built between 1906 and 2013. The Corporate Portfolio includes projects at facilities such as the County Building, George W. Dunne County Office Building, warehouses and multiple facilities for the Department of Transportation & Highways.

Corporate Portfolio	FY2025 - FY2034	FY2025	FY2026	FY2027	FY2028	FY2029	FY2030 - FY2034
CCHD Maintenance Fac. Dist. 1 - Site (2325 N. Meacham Rd.)	1,460,025	960,000	500,025	-	-	-	-
CCHD Maintenance Fac. Dist. 2 - Bldg A (9801 Ballard Rd.)	70,000	70,000	-	-	-	-	-
CCHD Maintenance Fac. Dist. 4 - Site (8900 W. 135th St.)	33,066,095	2,589,095	9,477,000	10,500,000	10,500,000	-	-
CCHD Maintenance Fac. Dist. 5 - Site (13600 S. Ashland Ave.)	540,000	540,000	-	-	-	-	-
Cicero Records Center	13,577,480	3,674,980	9,902,500	-	-	-	-
County Building (118 N. Clark St.)	124,115,496	21,695,496	42,153,333	47,150,000	13,116,667	-	-
County-Wide Corporate Facilities	43,104,907	8,054,907	7,820,000	13,565,000	13,665,000	-	-
Des Plaines TB Clinic	50,000	50,000	-	-	-	-	-
DOC Division XI	3,616,667	3,616,667	-	-	-	-	-
DOC Kitchen	1,627,500	1,627,500	-	-	-	-	-
Englewood Health Center	10,000	10,000	-	-	-	-	-
George W. Dunne Admin. Building- Main (69 W. Washington St.)	18,988,850	13,742,850	5,246,000	-	-	-	-
Logan Square Health Center	1,300,000	300,000	1,000,000	-	-	-	-
Markham Courthouse (6th Dist.)	350,000	350,000	-	-	-	-	-
Maywood Courthouse (4th Dist.)	5,870,000	5,870,000	-	-	-	-	-
Oak Forest Campus (OFC) Site	50,281,393	6,051,393	1,880,000	8,216,667	20,500,000	13,633,333	-
Robbins Health Center	10,000	10,000	-	-	-	-	-
Rockwell Warehouse	60,069,905	5,409,905	13,460,000	24,600,000	16,600,000	-	-
Grand Total	\$ 358,108,318	\$ 74,622,793	\$ 91,438,858	\$ 104,031,667	\$ 74,381,667	\$ 13,633,333	\$ -

FY2025 Corporate (CF) by Project Type
\$74.6 million



CORPORATE CAPITAL PORTFOLIO PROJECTS FOR FY2025

5TH FLOOR ADA BOARD ROOM RENOVATION – COUNTY BUILDING

The first phase of construction on 5th and 3M floors continues in FY2025 which includes the new Commissioner offices and Boardroom. The Cook County Boardroom continues to be located on the 5th floor of the County Building, fully accessible to the public throughout the construction phases, with newly created Boardroom, opening in early FY2025. The second phase of construction will complete later in FY2025 that includes the remainder of the 5th floor for the Office of the President. This project is currently seeking LEED Silver certification which includes a new state-of-the-art HVAC system delivering 100% dedicated fresh air, supplemented with a highly efficient Variable Refrigerant Flow (VRF) heating and cooling system with integrated controls that will greatly reduce energy use and increase building occupant health and comfort. Construction of this project is being completed by a local Minority-Owned Business (MBE) Construction Manager-at-Risk (CMaR), with sub-trade participation exceeding the Minority and Women-Owned Business (M/WBE) Cook County Contract Compliance goals.

CLERK'S OFFICE MODERNIZATION – COUNTY BUILDING

The Office of the Cook County Clerk is on the south and east portions of the first and second floor with storage access to the B1 level at the County Building. In support of the County's Real REASRP, DCPD is completing a re-stack for the consolidation of the Clerk spaces in a phased multi-year program where design has been completed and phased construction began with the 2nd floor temporary swing space in FY2024 to enable full construction to start in FY2025. This project is currently seeking LEED Silver certification which includes new ADA compliant public cashier stations, all new finishes throughout, new state-of-the-art HVAC system, new circadian spectrum-controlled LED lighting upgrade and all new ergonomic furnishings.

BOT DATA CENTER RESILIENCE UPGRADES - COUNTY BUILDING

The County Building data center serves as a part of the backbone of the communications and data network across the County. DCPD is engaging an architecture and engineering (AE) firm in FY2025 for the design to connect a redundant and independent power feed to strengthen operational resilience with construction targeted to begin in FY2025.

OAK FOREST CAMPUS DEMOLITION / REDEVELOPMENT

Oak Forest Demolition Phase 1 continues in FY2025 and Phase 2 will begin in FY2026. As part of the enabling work for operations to remain consistent and reliable, construction will begin in FY2025 in isolation of the remaining DEMRS facilities as well as a new BOT Fiber Hub building that serves as a part of the backbone of the communications and data network across the County. In addition, DCPD is engaging an AE firm in FY2025 for the design of a new DEMRS Consolidation building, to centralize the operations on site for efficiency and effectiveness. Lastly, design will continue in FY2025 shaping the Oak Forest Long Term Plan in collaboration with the Department of Real Estate Management (DREM).

CC DOTH DISTRICT #1 NEW FACILITY

As part of a redevelopment agreement with the Village of Schaumburg, DCPD is engaging an AE firm in FY2025 for the design of a new state-of-the-art facility on a new site enhancing DOTH operational effectiveness. The current project timeline aims for design completion in FY2026 and construction completion in FY2028.

DUNNE BUILDING

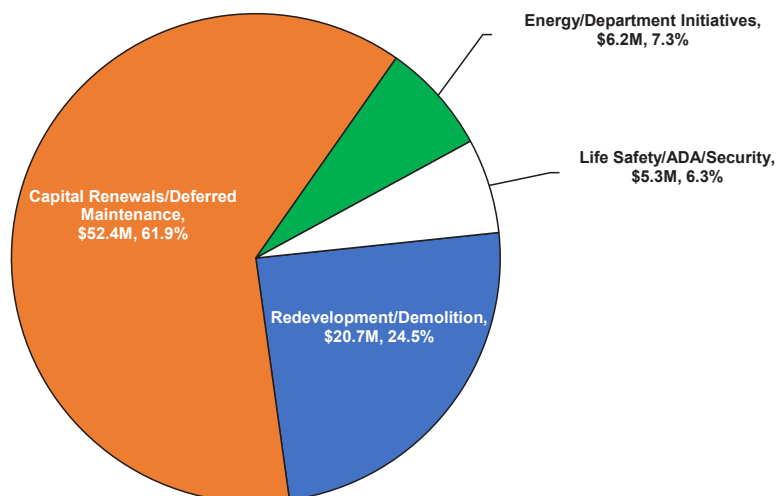
- A multi-year program to upgrade building systems and infrastructure like mechanical, electrical and plumbing will continue in FY2025. These projects address life safety issues, contribute to energy efficiency and operating cost reductions.
- In support of the County's Real REASRP, DCPD is completing a re-stack for the consolidation of the Bureau of Technology and Department of Emergency Management and Regional Security on the 26th, 27th, and 30th floors of the Dunne Building continuing implementation of workplace Strategy + Design. Completion expected in FY2027.
- A vendor has been selected to replace the waterproofing and damaged pavers in the 69 West Washington Plaza. This project will alleviate leaking conditions causing damage to the pedway tenant areas. Construction is scheduled to begin in FY2025.
- **Canopy Girder Cladding** – Due to the aging condition of the girder cladding connections, the soffit ceiling panels and precast fascia panels were removed for safety in FY2024. Options for a new cladding system will be evaluated, designed and implemented over the next two years with completion expected in FY2026.
- **Window Replacement** – An assessment/evaluation of the building envelope will be conducted, in order to determine modernization options for the exterior windows. The assessment will evaluate the existing conditions and provide comparative cost estimates that detail the impacts on operating efficiencies for the building. The Assessment and design will be completed in FY2025, with construction expected to start in FY2026.

HEALTH AND HOSPITALS SYSTEM PORTFOLIO

Cook County Health (CCH) operates in 4.6 million square feet of facilities built between 1908 and 2022. Projects for this operating group are found at various locations throughout the County, including the John H. Stroger Hospital, Provident Hospital and various health clinics. CCH released its updated strategic plan: Impact, Change, Equity, in 2023. This plan is guiding the overall real estate investments in this portfolio for the upcoming years.

Health and Hospital Portfolio	FY2025 - FY2034	FY2025	FY2026	FY2027	FY2028	FY2029	FY2030 - FY2034
Sheriff's Warrant Division (937 N. Wood St.)	500,000	500,000	-	-	-	-	-
Arlington Heights	1,000,000	1,000,000	-	-	-	-	-
Behavioral Health	7,811,363	7,811,363	-	-	-	-	-
Belmont Cragin	25,000	25,000	-	-	-	-	-
Blue Island Regional Outpatient Center	2,355,000	290,000	2,065,000	-	-	-	-
CCDPH Administration	1,000,000	1,000,000	-	-	-	-	-
CCHHS Administration Building	2,085,000	2,085,000	-	-	-	-	-
Cottage Grove Medical Center	19,205,000	205,000	1,250,000	9,750,000	8,000,000	-	-
County-Wide Health and Hospital	7,600,000	7,600,000	-	-	-	-	-
Dr. Jorge Prieto Health Center	19,920,000	920,000	1,250,000	9,750,000	8,000,000	-	-
Durand Building	575,000	575,000	-	-	-	-	-
Edward Piszczek TB Clinic	260,000	260,000	-	-	-	-	-
Englewood Health Center	23,645,000	195,000	5,700,000	9,750,000	8,000,000	-	-
Hektoen Building	575,000	575,000	-	-	-	-	-
JHS Campus Power Plant	2,240,000	1,040,000	150,000	1,050,000	-	-	-
John H Stroger Power Plant	850,000	850,000	-	-	-	-	-
John H. Stroger Jr. Hospital	173,098,000	14,858,000	46,490,000	62,650,000	23,100,000	21,000,000	5,000,000
John H. Stroger Jr. Hospital	54,615,000	7,715,000	26,500,000	20,400,000	-	-	-
John H. Stroger Jr. Parking Structure	4,375,000	1,625,000	2,750,000	-	-	-	-
John Sengstacke Clinic	50,000	50,000	-	-	-	-	-
North Riverside Health Clinic	10,000	10,000	-	-	-	-	-
Oak Forest Campus (OFC) Site	16,399,233	10,124,233	3,625,000	2,650,000	-	-	-
Old Cook County - Market Rate Redevelopment	1,150,000	1,150,000	-	-	-	-	-
Provident Hospital	314,865,404	13,982,404	17,000,000	123,683,000	128,200,000	25,000,000	7,000,000
Provident Hospital Parking Structure	1,110,000	1,110,000	-	-	-	-	-
Robbins Health Center	28,085,000	720,000	7,600,000	11,765,000	8,000,000	-	-
Ruth M. Rothstein Core Center	27,460,000	5,210,000	1,450,000	6,550,000	14,250,000	-	-
Stroger Campus Site	4,932,000	1,645,000	3,287,000	-	-	-	-
The Professional Building (Central Campus Health Center)	1,509,000	1,509,000	-	-	-	-	-
Grand Total	\$ 717,305,000	\$ 84,640,000	\$ 119,117,000	\$ 257,998,000	\$ 197,550,000	\$ 46,000,000	\$ 12,000,000

FY2025 Health & Hospitals (HH) by Project Type
\$84.6 million



*Bronzeville Health Center*

HEALTH AND HOSPITALS CAPITAL PROJECTS FOR FY2025

CCDPH LONG-TERM FACILITIES PLAN AND CONSOLIDATION

Capital Planning, in partnership with Cook County Department of Public Health (CCDPH), and in conjunction with DREM, will continue the process of identifying space and department programming needs through a site selection exercise. The goal is to identify a centralized location to consolidate or serve as a co-location of critical programs. This process will involve site acquisition, driven by identified criteria for the preferred site and architectural design of interior and exterior spaces, along with construction and occupancy that will span over a multi-year period. The new facility will enhance efficiencies of critical public health program delivery for future growth and improve the working environment and office systems for CCDPH staff.

CONSTRUCTION MANAGER AT RISK (CMAR) - PROVIDENT AND STROGER

Capital Planning has been working with CCH Procurement to solicit (via Request for Qualifications procurement process) and select two experienced general contractor teams to serve as CMaR for Provident Hospital and Stroger Hospital projects, respectively. The CMaR at each hospital site will provide pre-construction and construction services for certain assigned projects in collaboration with architectural and engineering firms. The vendor will provide all construction services through project closeout. As soon as each CMaR team is Board-approved, they will begin preconstruction activity that will carry into FY2025 to then execute construction through construction close-out.

JOHN H. STROGER JR. HOSPITAL CAMPUS INVESTMENTS

DCPP is working with CCH to complete multiple capital investment projects at the John H. Stroger hospital. This includes ongoing projects to upgrade signage and wayfinding (including code required life safety elements), assess and upgrade fire protection systems, replace the roof, parking garage improvements and enhance public and staff safety around the facility. Additional future investments will be made in mechanical, electrical and plumbing systems required to meet clinical needs as well clinical service improvements in radiology, cardiology, surgery, and the clinic program. These investments, in conjunction with the Long-Term plan will ensure John H. Stroger Hospital remains a critical part of the healthcare landscape in Chicago and Cook County.

CCH LONG TERM REAL ESTATE PLAN

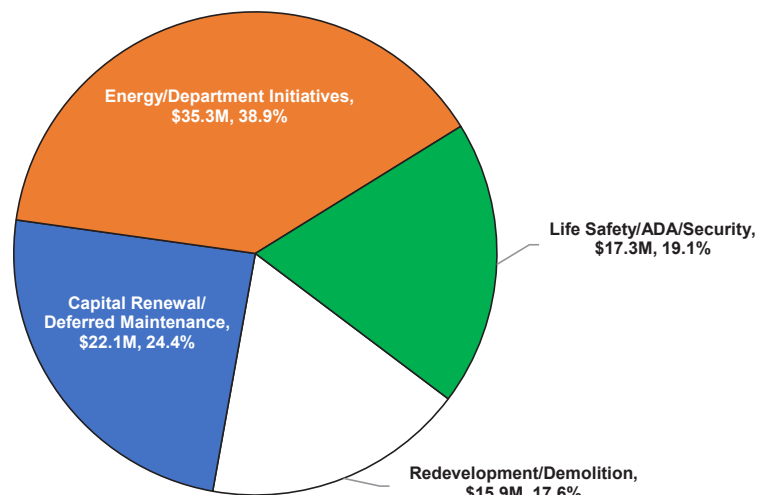
As the following step to the 2023 new strategic plan, "Impact, Change, Equity," Capital Planning and CCH Leadership were able to procure a strategic planning consultant in 2024 to develop a real estate and facility development plan. The consultant is scheduled to complete services for this planning initiative within the first half of FY2025 and implement findings that identify necessary realignment in service locations, operations, and services. Results from this plan will detail areas for improving access for Cook County residents and ensuring a sound financial future for Cook County Health.

PUBLIC SAFETY PORTFOLIO

The Circuit Court of Cook County and the Cook County Department of Corrections (DOC) occupy or operate approximately eight million square feet of leased and owned facilities with structures built between 1910 and 2012. Projects in this portfolio are found at various locations throughout the County, including the DOC Campus, Criminal Courts Administration Building and Leighton Criminal Courts Building (CCAB and CCB) at 26th and California, Juvenile Courthouse and Temporary Detention Center, Domestic Violence Courthouse, three branch courthouses, Daley Center, and five other outlying courthouses.

Public Safety Portfolio	FY2025 - FY2034	FY2025	FY2026	FY2027	FY2028	FY2029	FY2030 - FY2034
Rolling Meadows Courthouse (3rd Dist.)	5,616,188	547,788	5,068,400	-	-	-	-
Bridgeview Courthouse (5th Dist.)	8,717,714	1,146,214	4,754,600	2,816,900	-	-	-
Circuit Court Branch 23/50	5,525,546	225,546	5,300,000	-	-	-	-
Circuit Court Branch 35/38	3,592,903	492,903	3,100,000	-	-	-	-
Circuit Court Branch 43/44	3,269,401	169,401	3,100,000	-	-	-	-
Cottage Grove Medical Center	32,000	32,000	-	-	-	-	-
County-Wide Corporate Facilities	15,000	15,000	-	-	-	-	-
County-Wide Public Safety Facilities	17,916,830	14,866,830	2,950,000	100,000	-	-	-
Criminal Court Admin. Building	225,372,205	3,092,705	16,495,000	55,034,500	50,250,000	50,250,000	50,250,000
Criminal Courts (26th/California)	119,767,309	4,978,559	42,305,000	37,183,750	28,000,000	7,300,000	-
Daley Center	59,606,564	6,451,564	10,555,000	4,600,000	5,000,000	4,000,000	29,000,000
DOC Cermak Hospital	8,690,000	1,190,000	7,500,000	-	-	-	-
DOC Div. II, Dorm I	13,717,059	917,059	3,200,000	3,200,000	3,200,000	3,200,000	-
DOC Div. II, Dorm II	185,916	185,916	-	-	-	-	-
DOC Div. II, Dorm III	197,888	197,888	-	-	-	-	-
DOC Div. II, Dorm IV	127,089	127,089	-	-	-	-	-
DOC Division	10,000	10,000	-	-	-	-	-
DOC Division I	2,685,000	2,685,000	-	-	-	-	-
DOC Division III Annex (RTU)	303,592	303,592	-	-	-	-	-
DOC Division IV	1,900,000	1,900,000	-	-	-	-	-
DOC Division IX	22,629,283	1,079,283	11,250,000	10,300,000	-	-	-
DOC Division V	583,630	583,630	-	-	-	-	-
DOC Division VI	32,533,841	1,933,841	16,050,000	10,550,000	2,000,000	2,000,000	-
DOC Division VI	400,000	100,000	300,000	-	-	-	-
DOC Division X	1,399,255	1,299,255	100,000	-	-	-	-
DOC Division XI	898,255	273,255	625,000	-	-	-	-
DOC Guard House B / Post 5	197,890	197,890	-	-	-	-	-
DOC Guard House H / Post 8	292,100	292,100	-	-	-	-	-
DOC Kitchen	715,986	290,986	425,000	-	-	-	-
DOC Powerhouse	9,817,755	6,317,755	3,500,000	-	-	-	-
DOC Site	40,301,138	7,844,388	14,525,000	9,975,000	7,956,750	-	-
DOC South Campus Building 1	100,000	100,000	-	-	-	-	-
DOC South Campus Building 2	625,000	100,000	525,000	-	-	-	-
DOC South Campus Building 3	575,000	50,000	525,000	-	-	-	-
DOC South Campus Building 4	575,000	50,000	525,000	-	-	-	-
DOC South Campus Building 5	575,000	50,000	525,000	-	-	-	-
DOC Tunnels	1,665,000	165,000	750,000	750,000	-	-	-
Domestic Violence Courthouse	12,536,731	1,984,981	8,000,000	2,551,750	-	-	-
Jefferson Building - Maywood Campus	2,800,000	800,000	2,000,000	-	-	-	-
JTDC Parking Structure	625,000	625,000	-	-	-	-	-
Juvenile Temp. Detention Center	1,479,600	979,600	500,000	-	-	-	-
Juvenile Temp. Detention Center (East)	4,397,755	1,197,755	3,200,000	-	-	-	-
Juvenile West (Courthouse)	3,993,847	2,818,847	1,175,000	-	-	-	-
Markham Courthouse (6th Dist.)	14,344,822	4,460,222	8,984,600	900,000	-	-	-
Maywood Campus Site	1,355,000	605,000	750,000	-	-	-	-
Maywood Courthouse (4th Dist.)	6,183,373	1,450,873	4,732,500	-	-	-	-
Robert J. Stein Institute of Forensic Medicine	14,318,000	7,918,000	4,300,000	2,100,000	-	-	-
Rolling Meadows Courthouse (3rd Dist.)	978,751	978,751	-	-	-	-	-
Skokie Courthouse (2nd Dist.)	15,369,157	6,558,407	6,810,750	2,000,000	-	-	-
Grand Total	\$ 669,514,373	\$ 90,639,873	\$ 194,405,850	\$ 142,061,900	\$ 96,406,750	\$ 66,750,000	\$ 79,250,000

FY2025 Public Safety (PS) by Project Type
\$90.6 million



PUBLIC SAFETY CAPITAL PROJECTS FOR FY2025

NEW MEDICAL EXAMINER'S OFFICE FACILITY

This project will deliver a new, state-of-the-art 100,000 square foot (approximately) Medical Examiner's Office facility. This facility will replace the existing building that was originally constructed in the 1980's. The anticipated 3-story building will house visitor areas, administrative offices, laboratories, law enforcement support areas, forensics, storage areas and parking. Upon completion and move-in of the new MEO facility, the existing MEO building will be demolished, and the site cleared for redevelopment. The design services and preconstruction for this project are expected to begin in FY2025.

DEMOLITION OF DIVISIONS I & IA, DIVISION IV

As the detainee population has declined, DCPD is proceeding with plans to demolish vacant and unused facilities in accordance with the recommendations from the REASRP. Primary demolition of Division IA was completed in FY2023 and the site restoration work will be completed in FY2024. Division IV facility was constructed in 1976 and has an FCI rating of 66.29%. The facility assessment findings recommended closing the facility to relieve the County of maintenance and utility costs for a building that will no longer be occupied. The project is estimated to include the demolition of 122,362 square feet and site restoration. In addition, the scope of work will include an investigation of the feasibility of demolishing the connecting wing between Division IV and the Recreation Center. The project will be performed adjacent to an attached occupied facility. The design work for Division IV demolition which will be the next major footprint reduction on the DOC campus, is projected to begin in FY2025, with demolition projected in FY2026.

COURT UTILIZATION STUDY

The County, in partnership with the Office of the Chief Judge (OCJ) and the National Center for State Courts (NCSC), conducted Phase I of a Court Utilization Study in FY2018 and FY2019. This study evaluated the criminal caseloads and operations in the Circuit Court system, with a goal of optimizing the use of the County's courtrooms. The study identified the number of cases, durations, geographic distribution, staffing needs, program needs, support space needs and other relevant data. The report was divided into three broad categories: national trends, Cook County specific observations and recommendations. The results of the Phase I study will be supplemented by Phase II, a similar evaluation for the civil and other non-criminal courts. The Phase I recommendations will also be updated to reflect changes in courts operations and standards such as "Zoom Court" and other pandemic-related impacts. Because of the need for DCPD to focus on facilitating the phased re-opening of the 330 courtrooms in the system as the pandemic ebbed, the start of Phase II began in late FY2022 and is projected to be completed in FY2025. Phase II will provide similar analysis and recommendations on the non-criminal side of the system. Upon receipt of the consolidated evaluation of the criminal and non-criminal courts, best practices, and functional recommendations from the NCSC, the Court will identify an optimal operational plan for the system. Once that plan has been provided, DCPD will continue the partnership with OCJ to create a Courts Strategic Facilities Plan.

ADA ASSESSMENTS AND UPGRADES

In FY2024, DCPD continued the plan of initiating full accessibility assessments of all Public Safety facilities. These will eventually include "wrap-around" evaluations of both the DOC campus and the outlying courthouses, (the entire 11 million gross square feet Public Safety portfolio) to supplement prior evaluations and update the partial barriers report issued by the Department of Justice in 2015. Some of these assessments began in FY2023 and have continued in FY2024 and will continue through FY2025. The assessments will collectively yield designs for accessibility upgrades to all Public Safety facilities. It is expected that AE firms for these assessments will have completed most of the assessments in FY2025. Designs will be completed and implementation of additional accessibility upgrades will begin in late FY2024 and continue through FY2025,

followed by construction in FY2025 through FY2026. This will occur in a phased approach coordinated with the judiciary and the Sheriff over the next few years. In FY2024, DCPD has continued with procurement of construction services for a new fully accessible courtroom at the Skokie courthouse, which is the first pilot courtroom upgrade, with work planned to start late FY2024 into FY2025.

COURTROOM TECHNOLOGY UPGRADES

Working with OCJ and the other court stakeholders DCPD solicited a consultant team in FY2024 to begin evaluating the audio-visual and information technology (AV/IT) needs for the courts system in FY2025. The consultant will be working with stakeholders' data and court stakeholders to produce a procurement package to bring on a contractor to provide programming, planning, design and specific systems, infrastructure, and technology needed to expand accessibility in all aspects of courts proceedings. This will help respond to changes to the digital visual environment and to enhance the extent to which digital tools can support judicial proceedings. It is expected that the system upgrades will be implemented across the entire system in a phased multi-year construction program. One goal for this program is to establish a new benchmark for technology integration in courtrooms.

COURTHOUSE SECURITY ENHANCEMENTS

In partnership with the Cook County Department of Emergency Management and Regional Security, supported by a U.S. Department of Homeland Security UASI grant, a full-spectrum assessment was conducted of security needs in FY2019 at 10 County courthouses including all six district courthouses, Leighton Criminal Courts Building, Domestic Violence Courthouse, Juvenile Center and the County-owned Branch Courthouse at 111th Street. This provided a consistent and prioritized system of renovations to deter various site-specific potential threats to the safety of the public and staff who occupy these high-profile public buildings. The assessments include detailed recommendations for the hardening of those facilities, along with preliminary costs. Because of the pandemic and other work impacting courts facilities' operations, implementation was delayed. Implementation of the first phase of such measures will consist of translating the recommendations into architectural/engineering bid documents. This began in late FY2023, design started in FY2024, with construction starts projected in FY2025. As with the elevators and ADA programs, construction is to be phased, coordinated with OCJ's and the CCSO's needs, and the program is expected to continue through FY2027.

RENOVATION OF CRIMINAL COURTS ADMINISTRATION BUILDING (CCAB) PLAZA

Procurement of design services for the complete replacement of the plaza deck at the criminal courts complex began in FY2024. Design will begin in the middle of FY2025 followed by construction in late FY2025 into FY2026 for the re-design and reconstruction of the existing elevated public plaza, alleviating stormwater infiltration and repairing of the structural deck caused by stormwater leakage. Additionally, the project will include the renovation or replacement of the existing entry ramp, from sidewalk level up to the plaza, to provide compliance with the current requirements of the Americans with Disabilities Act and other applicable laws and codes. Also included are renovations to the main stairs serving the plaza entry along with the coordination and support for design of the proposed lobby/security screening extensions of the CCAB Plaza.

INTERIOR RENOVATION OF CRIMINAL COURTS ADMINISTRATION BUILDING (CCAB)

Cook County State's Attorney's Office (SAO) occupies multiple floors at the Criminal Court Administration Building (CCAB) at the County's Justice Complex at 26th and California in Chicago, IL. Procurement of design services began in FY2024. Beginning in FY2025 design will start for the complete renovation of floors 11-14 to provide new office space for the Cook County State's Attorney with Construction beginning in late FY2025 continuing into FY2026.

DOC CAMPUS MECHANICAL/ELECTRICAL/PLUMBING SYSTEMS REPLACEMENTS

Many of the core building systems on the DOC campus are reaching the end of the asset lifecycle and need to be significantly renovated or replaced. In FY2024 the department started the larger mechanical-electrical-plumbing project at the DOC Campus involving over 30 buildings and support tunnels. The contract for architectural/engineering (AE) services for this larger work was finalized in FY2022. The firm has conducted comprehensive assessments of the campus and four structures, had developed alternatives to evaluate sustainable energy alternatives, and will be developing design drawings of the design improvements for implementation starting in late FY2024, with the construction of larger work scheduled to start in FY2025. It is expected that the designed upgrades will yield substantial and sustained energy cost savings to the taxpayers across a campus that is currently the largest consumer of electricity and gas in the County's entire asset portfolio. In addition to the ongoing design work for the overall DOC Campus, DCCP through the Trane Piggyback contract has replaced aging Cooling Towers at the DOC Powerhouse in FY2024, South Campus steam distribution piping systems for buildings 1, 3 & 4 in FY2024 and have contracted to replace Chillers at the DOC Powerhouse in FY2025.

COUNTYWIDE CAPITAL PROJECTS FOR FY2025

The Countywide Capital Projects Program comprehensively targets the needs of various facilities with similar systems, across all three portfolios. These Countywide programs increase efficiency by packaging similar projects together for cost effective procurement and project delivery. Properties are assessed regularly for the need to replace or upgrade building systems such as HVAC, elevators, roofs, fire and life safety systems, and telecommunications.

ELEVATOR UPGRADES

A larger Countywide Elevator upgrades program, across all portfolios, has been developed via a cooperative competitive purchasing ("piggyback") contract, with assessment design work being executed in FY2024. The majority of elevators to be upgraded through this program are in Public Safety facilities. The design work started in FY2024 across all three portfolios in a phased approach based on age of elevator systems and condition of the elevators. Once the designs (consistent across the entire system) have been completed, the department intends to issue multiple bid pages to implement upgrades for 150 elevators and escalators. To ensure adequate continuity of operations, the construction is targeted to be executed in phases and in multiple procurement packages over a five-year period. The bid packages will be released to market at different times and will be executed with the extensive collaboration with the DOC Campus and Courts user groups (e.g., CCSO, DFM, OCJ, and CCH).

FIRE & LIFE SAFETY SYSTEM UPGRADES

Fire & Life Safety Systems are critical to the well-being of employees and visitors of all County facilities. Throughout the portfolio, the County has a variety of Life Safety Systems that need replacement, renovation, or upgrades. A multi-year, Countywide program is ongoing to assess and address these core building systems.

ROOF REPLACEMENTS & COUNTYWIDE SOLAR

70% of the overall County portfolio consists of facilities built before 1970. The requirement for new roofs and significant replacements is a critical need for many buildings. In FY2017, a professional roofing consultant was engaged to inspect and prioritize County facilities' roof replacements. A review was conducted for roofing systems to appropriately marry the existing and new systems, maximizing its useful life and energy efficiency. In association with the President's Carbon Neutral Initiative and utilizing LEED principles, BAM is utilizing roofing systems that reduce the heat island effect and provide increased life expectancy. The first phase of construction began in FY2018 of this multi-year program completed in FY2023. The second phase of construction is being procured in FY2024 with the work scheduled to complete in FY2025.

With the Carbon Neutral Initiative, photovoltaic systems will become an important part of the overall strategy to be carbon neutral. Since roof and solar life expectancy are very similar, it is prudent to align both projects to maximize environmental and operational benefits. Two vendors have been engaged in FY2024 to provide photovoltaic systems for two courthouses with construction starting in FY2024 and completing in FY2025.



Surface Lot of the DOC Campus

WAREHOUSE ASSESSMENT INITIATIVE

In collaboration with the Bureau of Administration (BOA), DcPP has contracted with a vendor in FY2024 to assess how records and materials are being stored county-wide and develop strategic consolidation plans to use county real estate efficiently and cost effectively. The assessment and recommendation report process will be completed in FY2025 affecting over 50 end-user departments/agencies within approximately 40 facilities County-wide with implementation programs targeting commencement in FY2026.

DEPARTMENT OF CAPITAL PLANNING & POLICY

ACCOMPLISHMENTS FOR FY2024

In FY2024, DcPP completed many projects in all three portfolios. DcPP staff has been augmented by a pre-qualified pool of professional consultants, a Job Order Contracting program, increased capital project support by DFM forces and cloud-based project management software. These additional resources have allowed the delivery of more projects on time and within budget during the fiscal year. The following are projects completed in FY2024:


CORPORATE PORTFOLIO



New ADA Boardroom and Commissioner's Offices in the County Building

- CC DOTH District #5 (Riverdale) - Smart Water Submeters, Energy Efficiency and Decarbonization Report
- County Building – 1st & 2nd, 4th, 8th Floors – Restack, Design, and Renovations
- Rockwell Warehouse – Energy Efficiency and Decarbonization Report
- Dunne Building – Multiple County Office Renovations and Building Systems Upgrades
- Dunne Building – Replacement of Building Automation System

HEALTH AND HOSPITALS PORTFOLIO



Stroger Hospital Landscape improvements and public art

- Bronzeville Health Center – New Behavioral Health Facility (tenant buildout)
- Provident Hospital – Triage Center
- Nurse Call, MEP Upgrades
- Provident Hospital – Construction Manager at Risk; multiple renovations
- John H. Stroger Hospital – Construction Manager at Risk; multiple renovations
- Robbins Health Center - Boiler Replacement
- Blue Island – Perimeter Heating

PUBLIC SAFETY PORTFOLIO



New cooling towers and chillers at DOC powerhouse

- Cook County – Assistance Center in Harvey
- DOC Campus and Maywood Courthouse – Relocatable Solar EV Charging Stations
- Maywood Courthouse, Domestic Violence, Skokie Courthouse – Wireless Internet Access (Wifi) Installation
- Daley Center - Civil Appeals Division 801 Reconfiguration and Courtroom Duress System Upgrades
- RJ Stein – Autopsy Suite and Freezer Renovation and Ventilation System Improvements
- Boot Camp HVAC Upgrades – Buildings 3, 5, 7 and 9
- Department of Corrections (DOC) Campus – Cable TV Upgrade Phase 2
- DOC South Campus - Water Heating System Installation
- DOC Powerhouse – Cooling Tower Replacement and Temporary Chillers Installation
- CCAB Office of the Chief Judge – Social Services Office Interior Renovation

For a comprehensive list of Capital Improvements Projects covering FY2025-FY2034 refer to Appendix E.



TRANSPORTATION AND HIGHWAYS OVERVIEW

Cook County's transportation system is one of its greatest assets – key to the national and international movement of people and goods and to the economic vitality of the region. The Cook County Department of Transportation and Highways (DOTH) prioritizes investment in its existing transportation assets, recognizing it as an investment in the County's future and the lives of its residents. The County is equally committed to identifying and responding to changes in demands on the transportation network by building a truly multimodal system that supports the economy, reduces transportation costs and creates livable communities.

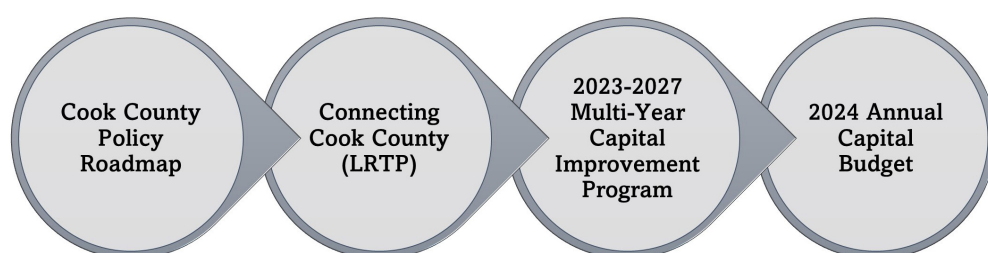
Accordingly, Connecting Cook County, DOTH's Long Range Transportation Plan (LRTP), establishes policy goals supporting efficient movement of freight and passenger vehicles while enhancing transit and other transportation alternatives, such as biking and walking. The County's transportation and highways capital budget demonstrates how DOTH will advance the goals of the LRTP with a detailed forecast of spending for the next five years.

DOTH has jurisdiction over 561 miles of roadway and maintains 1,620 lane miles of pavement, 365 traffic signals, seven pumping stations, and four maintenance facilities. It also has jurisdiction over 93 structures (bridges and large drainage culverts) and shares responsibility with other agencies for another 42 structures. The County's transportation and highways capital budget presents work to be implemented in fiscal years 2025-2029 that will maintain, modernize and strategically expand this network.

The County relies on a variety of funding sources to meet the needs of its complex inventory of transportation infrastructure. Motor Fuel Tax (MFT) revenue continues to represent the largest proportion of the County's transportation and highways capital funding, bolstered by additional state bond revenues generated from the 2019 passage of the State's REBUILD Illinois capital program as well as federal funds allocated to Cook County from the American Rescue Plan Act (ARPA). Leveraging outside funding is also an important part of DOTH's programming strategy and the County has an established track record of securing project- specific grant funding from federal, state and local sources.

BUDGET DEVELOPMENT

DOTH develops the County's transportation and highways capital budget, a process driven by the combined policy priorities of the Cook County Policy Roadmap, the first comprehensive, policy-driven strategic plan for the Offices Under the President (OUP) and DOTH's Long Range Transportation Plan (LRTP).



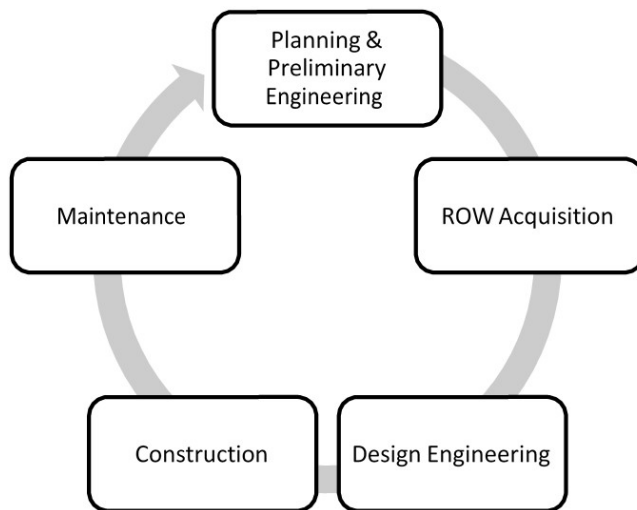
Budget development process. The 2024 THP capital budget implements the goals of the Policy Roadmap and LRTP by advancing projects in the MYP.

The LRTP is an essential part of the transportation planning process, directing transportation investments to carry out the County's long-term vision and goals. It functions as a framework for capital planning that expands on DOTH's previous role as a highway maintenance agency and broadens its scope of work to reflect the County's evolving multimodal transportation system. The LRTP is part of DOTH's active leadership to holistically address mobility challenges for people and goods and supports the Cook County Policy Roadmap's goal of integrating strategies for work on justice, health, economic development and the environment into all facets of County operations. The LRTP identifies five policy priorities to guide future implementation of transportation projects:

- Prioritize transit and other transportation alternatives
- Support the region's role as North America's freight capital
- Promote equal access to opportunities
- Maintain and modernize what already exists
- Increase investments in transportation

At the program level, DOTH is required to publish a Multi-Year Capital Improvement Program (MYP) annually as a recipient of state MFT revenues. DOTH's MYP transforms policy principles into project implementation. It provides a five-year overview of DOTH's wide portfolio of planned improvements to execute County goals and previews DOTH's commitments to the transportation industry by project, phase and estimated cost.

At the project level, DOTH integrates stakeholder input with quantitative analysis including asset inventories, traffic surveys, crash analyses, pavement condition analyses, intersection design studies, drainage analyses and other technical criteria. Once the need for an improvement is defined, preliminary design studies are conducted, viable options considered, and a preferred alternative selected in coordination with municipalities, local residents, area businesses, and other project stakeholders. Next, detailed design plans, specifications and estimated construction costs are prepared, any necessary right-of-way is secured and the project is constructed.



Project development cycle. A project's development is a complex process that proceeds through multiple phases, each of which can span multiple years.

The Transportation and Highway Program (THP) capital budget provides a detailed, cashflow-based look at the next five years to ensure adequate funding is available for ongoing and future projects over multiple phases. Most projects presented in the Capital Budget are a continuation of work that began in previous years. In a given year, many projects will advance from one phase to the next, while others may continue work on a current phase.

CONSTRUCTION HIGHLIGHTS

ECONOMIC IMPACTS ON TRANSPORTATION PROJECTS

Supply chain challenges for materials and record-high inflation have translated to higher construction project costs. Relatedly, remote work has altered travel and fuel consumption patterns which, in turn, impacts the amount of Motor Fuel Tax (MFT) revenue the County receives for transportation projects. DOTH actively tracks economic conditions to accurately forecast funding resources available for future year project expenditures.

FY2024 CONSTRUCTION PROJECTS

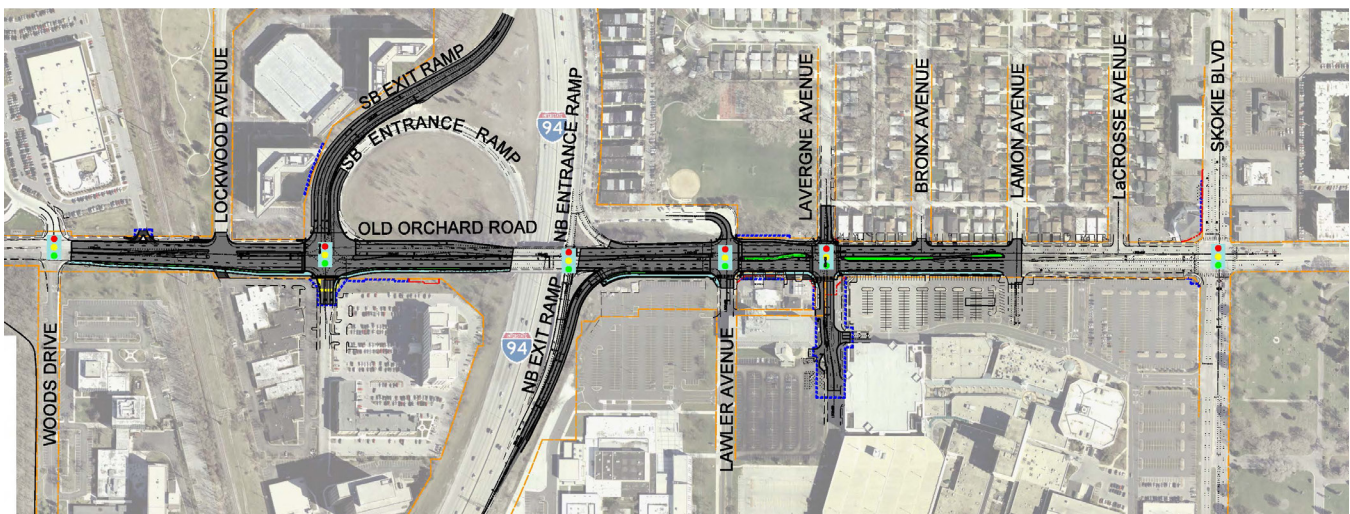
Despite these economic challenges, DOTH advanced critical planning, engineering, and construction contracts in FY2024 and has several major, federally funded construction projects in partnership with the Illinois Department of Transportation (IDOT) and the Illinois Tollway scheduled to begin or continue in FY2024 and FY2025.

The following projects advanced to construction in FY2024:

175th Street, Ridgeland Avenue, Oak Forest Avenue – DOTH is coordinating with the Village of Tinley Park to implement roadway and pedestrian improvements along 175th Street from Oak Forest Avenue to Ridgeland Avenue; Ridgeland Avenue from 175th Street to Oak Forest Avenue; and Oak Forest Avenue from Ridgeland Avenue to 167th Street. This \$24.4 million project includes a total reconstruction and widening of the roadways, addition of new traffic signals on 175th Street and Oak Park Avenue, the addition of an on-street bike path along 175th Street and a new multi-use path along Ridgeland Avenue. The project is expected to complete in FY2025.

88th/Cork Avenue at I-294 Interchange – DOTH's regional partners often work together in the management of complex, multi-jurisdictional projects, as is the case for the I-294 Interchange at 88th/Cork Avenue improvement. DOTH was awarded \$13.4 million in Illinois Competitive Freight grant funding to support this \$28.6 million project. The Village of Justice and the Illinois Tollway are also participating financially. Work involves the construction of two new interchange ramps to create a full access interchange at 88th/Cork Avenue and I-294, the widening of the 88th Avenue bridge, construction of a multi-use path, improvements on 79th Street, Archer Avenue, and Oak Grove Avenue, and more.

Old Orchard Road: Woods Drive to Skokie Boulevard – The Old Orchard Road project between Woods Drive and Skokie Boulevard began construction in 2024. This \$34.5 million project is partially supported by \$9.1 million in federal Congestion Air Quality Mitigation (CMAQ) competitive grant funding and \$800,000 in High Priority Project (HPP) competitive grant funding. Additionally, the State of Illinois contributed over \$10.0 million in National Highway Performance Program (NHPP) funds. Work includes the addition of turn lanes at the I-94 southbound ramps and Old Orchard Road intersection, pavement widening, bridge widening of the IDOT bridge over I-94, and installation of storm sewers, traffic signals, and lighting. The project will also construct a new multi-use path on the south side of Old Orchard Road, ensuring safe and smooth travel while reducing congestion for a more efficient and sustainable highway system.



The Old Orchard Road project involves coordination between DOTH, the Village of Skokie, and the Illinois Department of Transportation to implement drainage, electrical, roadway, and bicycle and pedestrian upgrades along Old Orchard Road. The bridge over the I-94/Edens Expressway will also be replaced.

Active construction projects vary in size, scope, and complexity, and are typically active for several fiscal years. The following projects advanced to construction in a previous year and substantial work continued in FY2024.

Central Avenue over Chicago Sanitary & Ship Canal – Construction work continues to replace the existing bridge deck, perform joint and substructure repairs, storm sewer and bridge structure cleaning, painting, and installation of LED lighting on the Central Avenue bridge over the Chicago Sanitary & Ship Canal. The longest bridge in DOTH's system, this \$33.3 million project is funded by REBUILD Illinois bond funds, which have enhanced DOTH's ability to tackle more complex but critical bridge repairs.



The nearly 1-mile long Central Avenue Bridge spans the Sanitary & Shipping Canal, MWRD Southwest Sewage Treatment Plant, and BNSF and Canadian Pacific Railroads. The bridge's proximity to the I-55 interchange adds complexity for staging the improvements.

The nearly one-mile long Central Avenue Bridge spans the Sanitary & Shipping Canal, MWRD Southwest Sewage Treatment Plant, and BNSF and Canadian Pacific Railroads. The bridge's proximity to the I-55 interchange adds complexity for staging the improvements. **County Line Road from the I-294 Ramp to North Avenue** – Construction continues on the County Line Road South Project from I-294 to North Avenue, with \$32.8 million allocated for construction and construction engineering through FY2026 including \$23.2 million in CMAQ competitive grant funds. This federally funded project, led by the County in partnership with the Illinois Tollway, City of Northlake and Village of Elmhurst, reconfigures the IL 64/North Avenue and US 20/Lake Street Intersections with County Line Road and adds new connections between County Line Road and North Avenue. The project involves multiple components to eliminate bottlenecks in traffic and improve access to the regional expressway network in west Cook County and eastern DuPage County.

FY2025-29 PRIORITIES

Cook County has emerged as a regional leader in supporting and improving the area transportation network by advancing a dynamic vision of mobility and promoting strong local partnerships. DOTH brings multiple municipalities, public entities and private agencies to the table to realize critical improvements that boost economic outcomes and quality of life for all Cook County residents. These investments are guided by the five LRTP policy priorities. Every project in the DOTH's MYP and THP capital budget addresses at least one of the priorities, and many projects address two or more. Consistent across the program is an awareness that transportation policy is integral to regional development and economic health.

Long Range Transportation Plan (LRTP) Update – In FY2024, Cook County began an update to its Long-Range Transportation Plan (LRTP), Connecting Cook County, which was previously published in 2016. Plan updates are necessary due to changes in regional economic trends, climate, safety, and equity goals, changing travel patterns and modal needs, revised performance metrics, and to integrate recently adopted plans. New DOTH plans since the publication of Connecting Cook County include the 2017 freight plan, the 2023 countywide bicycle and transit plans, and the 2024 countywide safety action plan. With the update, the new Cook County LRTP will guide transportation investments in Cook County through the coming decades.

Central Road: Barrington Road to Huntington Boulevard – In FY2025, construction will begin on the \$18.9 million Central Road improvement project. Coordinating with the Village of Hoffman Estates, this DOTH project will reconstruct 1.3 miles of roadway, replacing the pavement with one 12-foot-wide through lane in each direction divided by a 16-foot-wide mountable median, as well as a new enclosed stormwater system and traffic signal modernization. Partially supported by Congressional Directed Spending competitive grant funding awarded to DOTH, CMAQ competitive grant funding and Regional Transportation Authority (RTA) Access-to-Transit competitive grant funding secured by the Village of Hoffman Estates, the project will also add a new multi-use path along the north side of Central Road from the Paul Douglas Forest Preserves to the Pace Park-n-Ride multimodal facility at Barrington Road. The path will also connect to the existing Barrington Road sidepath, closing the gap in the cycling network between the Pace facility and the forest preserve.

Franklin Avenue/Green Street: York Road to Runge Street – In FY2025, construction will begin on the Franklin Avenue/Green Street improvement project. This \$35.0 million dollar project is partially supported by \$19.6 million in federal CMAQ competitive grant funding. Coordinating with IDOT, the Illinois Tollway and the Village of Franklin Park, this DOTH project will reconstruct 1.8 miles of roadway, expand a two-lane road into a five-lane road, as well as improve drainage infrastructure and installing a multi-use path. Franklin Avenue was identified as a priority trucking corridor in the 2018 Cook County Freight Plan; it provides access to the Canadian Pacific Railway's Bensenville Intermodal Facility and major industrial areas in Franklin Park, as well as improved access to O'Hare, the second largest freight airport in the nation by shipped tonnage.

Touhy Avenue: Elmhurst Road to Mt. Prospect Avenue – Located adjacent to O’Hare International Airport, this \$91.2 million project involves improvements to 1.5 miles of IL 72/Touhy Avenue between Elmhurst Road and Mt. Prospect Road. Work includes the grade separation of Touhy Avenue over the Union Pacific Railroad - a busy corridor with an average of 47 trains a day that is immediately adjacent to the Chicago Terminal Railroad's operations within the Elk Grove Village industrial park. In addition to pavement reconstruction, intersection improvements will be made at Touhy Avenue and Elmhurst Road. This project is on target to be advertised in early 2025 with construction to begin during the 2025 summer season.

This improvement provides a substantial reduction in highway congestion throughout the corridor, benefitting all modes of transportation. DOTH received \$34.7 million in CMAQ competitive grant funding to support this improvement. Touhy Avenue is an important link in the regional transportation network. It serves as a major corridor for trucks, providing access to the largest industrial district in the Chicago metropolitan area, located North and West of O'Hare International Airport. The project will improve access to the airport itself, including the new northeast air cargo facility, remote parking, and rental car facilities.

DOTH's asset management program seeks to balance maintenance and preservation of existing infrastructure assets with transportation system modernization and expansion needs. DOTH aims to build and sustain work programs that effectively respond to demands on the transportation system, while also facilitating equity-driven, innovative investments that ready the region for the future. DOTH's asset management programs represent the backbone of services it delivers to Cook County residents.

Countywide General Maintenance – Performing regular maintenance is an essential component of asset management. The County's adopted budget for FY2025 maintenance activities is \$17.8 million and projects include cold and hot patching, minor roadway repair, pavement marking, sign maintenance, and tree and snow removal.

Bridge Maintenance and Replacement Projects – DOTH's bridge maintenance program is determined using condition and schedule-based assessment. In FY2025, DOTH will use a new bridge scupper and drainage system cleaning contract to address drainage needs at 32 locations. Regular cleaning, deck repairs and preventative maintenance are performed regularly to extend the life of bridge assets. DOTH anticipate finishing design and initiating construction for the replacement of five County bridges: 143rd Street over Tinley Creek, 170th Street over Thorn Creek, East Lake Avenue over the Middle Fork of the North Branch of the Chicago River, Lehigh Avenue over East Lake Avenue, and Meacham Avenue over Salt Creek. This work is supported by REBUILD bond funds and is consistent with DOTH's goal to replace 11 bridge decks by 2030.

Pavement Program – DOTH's Pavement Preservation and Pavement Rehabilitation Programs use a data-driven approach to evaluate roadway conditions and prioritize project work. Maintenance tasks, such as grinding, patching, and filling, along with rehabilitation tasks, such as milling and the installation of structural overlays, improve the useful service life of the pavement. Contracts for the work are issued geographically, with one for the northern half of the County and the other for the southern half. Nearly \$64.2 million is budgeted for pavement maintenance and rehabilitation activities across north and south Cook County in FY2025, representing approximately 26% of the \$244.2 million allocated between FY2025-2029 for this routine roadway work systemwide.

Traffic Signal Modernization and Replacement Program – The FY2025-2029 THP capital budget also includes over \$14.2 million for the Countywide Traffic Signal Modernization/Replacement Program, partially funded with federal Highway Safety Improvement Program competitive grant funds. The program will proactively provide upgrades to the County's aging traffic signal equipment, most of which exceeds the service life. The program will incorporate the latest technological and safety standards to improve operations, increase safety and minimize life-cycle maintenance costs. As part of the traffic signal upgrades, existing pedestrian and bicyclist ramps will be brought into compliance with ADA standards. In FY2025, DOTH will finish implementing the \$11.0 million construction package initiated in 2024, replacing 13 traffic signals and modernizing 10 others.

FY2025 BUDGET

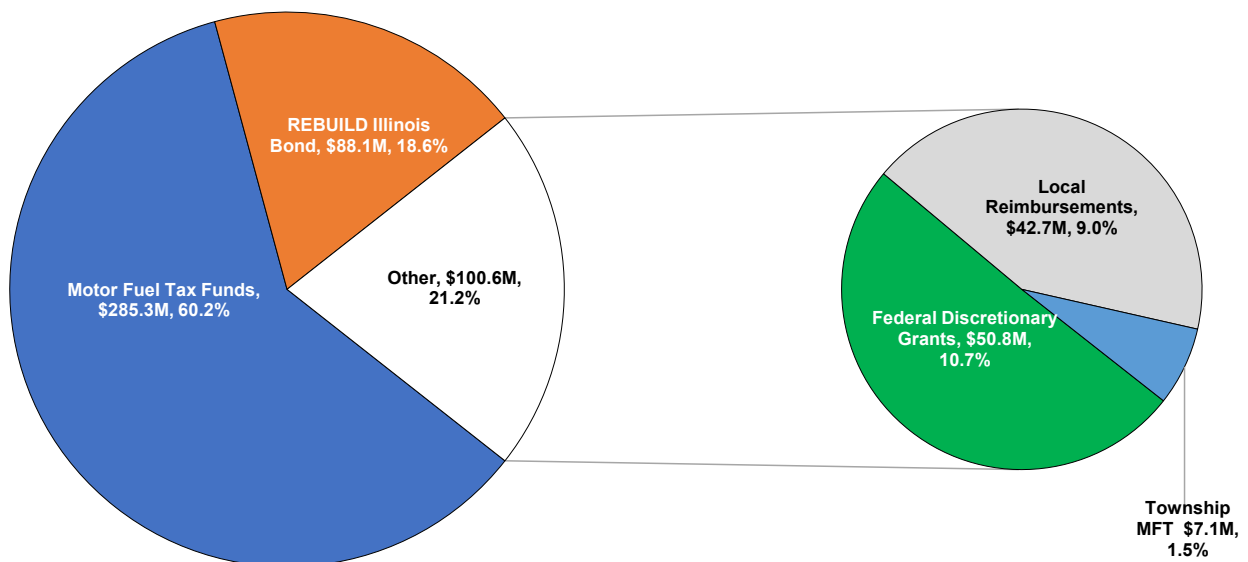
The adopted FY2025 budget for DOTH's projects is \$474.0 million, \$222.9 million is for capitalizable expenditures and \$251.1 million is allocated for maintenance or other non-capitalizable expenditures.

REVENUES

Revenues for DOTH's projects are comprised of a mix of state Motor Fuel Tax (MFT), federal and state grants, and local agency reimbursements. The 2019 REBUILD Illinois capital bill provided DOTH with two new sources of revenue: the Transportation Renewal Fund (TRF) and REBUILD Illinois Bond Funds.

The impact of these new revenue streams is substantial, however, DOTH is taking a conservative approach to forecasting MFT revenues based on industry consultation. Vehicle miles traveled (VMT) in Cook County and the State of Illinois are 4-8% lower than pre-pandemic levels, a one-time downward shift likely to remain in perpetuity due to the rise of remote and hybrid work. Lower VMT reduces fuel consumption as does the adoption of electric vehicles, a growing share of total vehicle volumes that is not yet taxed at the rate of gas vehicles. Both have the potential to impact MFT revenue long-term and DOTH is monitoring travel behaviors and revenue trends closely to develop the FY2025-2029 THP and beyond.

FY2025 Transportation Funding Resources \$474.0 million



*FY2025 Motor Fuel Tax Revenues minus operating and debt service expenses, including prior year MFT funding allocated for construction

^MFT Carryover funding resources consist of the prior year(s) MFT and REBUILD Bond revenues allocated for the construction phase of ongoing capital infrastructure projects

MOTOR FUEL TAX (MFT)/TRANSPORTATION RENEWAL FUND (TRF) REVENUE

Motor Fuel Tax revenue is the Department's primary funding source for its operations and projects. The TRF, an additional MFT revenue source created by REBUILD Illinois, increased the Motor Fuel Tax rate from 19 cents to 38 cents per gallon in 2019, supplementing the traditional monthly allotments DOTH receives from the State. As of July 2024, the combined tax rate for MFT and the TRF was 47 cents per gallon in Illinois.

In FY2025, DOTH estimates new MFT revenue of \$169.1 million to be available for capital projects, debt service and operations.

REBUILD ILLINOIS BOND FUNDS

The FY2025 adopted budget illustrates the ongoing expenditure of REBUILD bond funds allocated to Cook County from the State of Illinois. For FY2024, it is estimated that \$153.6 in bond funded project work will be implemented in FY2025, \$88.1 million in bond funds are programmed for capital improvements. These funds must be authorized for expenditure by FY2025 on bondable capital improvements in accordance with the State's policy, which, in general, requires that projects have an average useful life of greater than or equal to 13 years. Bond funds are considered local funds, and as such, are deposited in the Department's MFT account and represented as traditional MFT funds.

MFT INTEREST INCOME

MFT funds are invested on DOTH's behalf by the Cook County Treasurer, creating an estimated \$1.0 million in interest revenue in FY2025.

FEDERAL AND STATE GRANTS AND LOCAL REIMBURSEMENTS

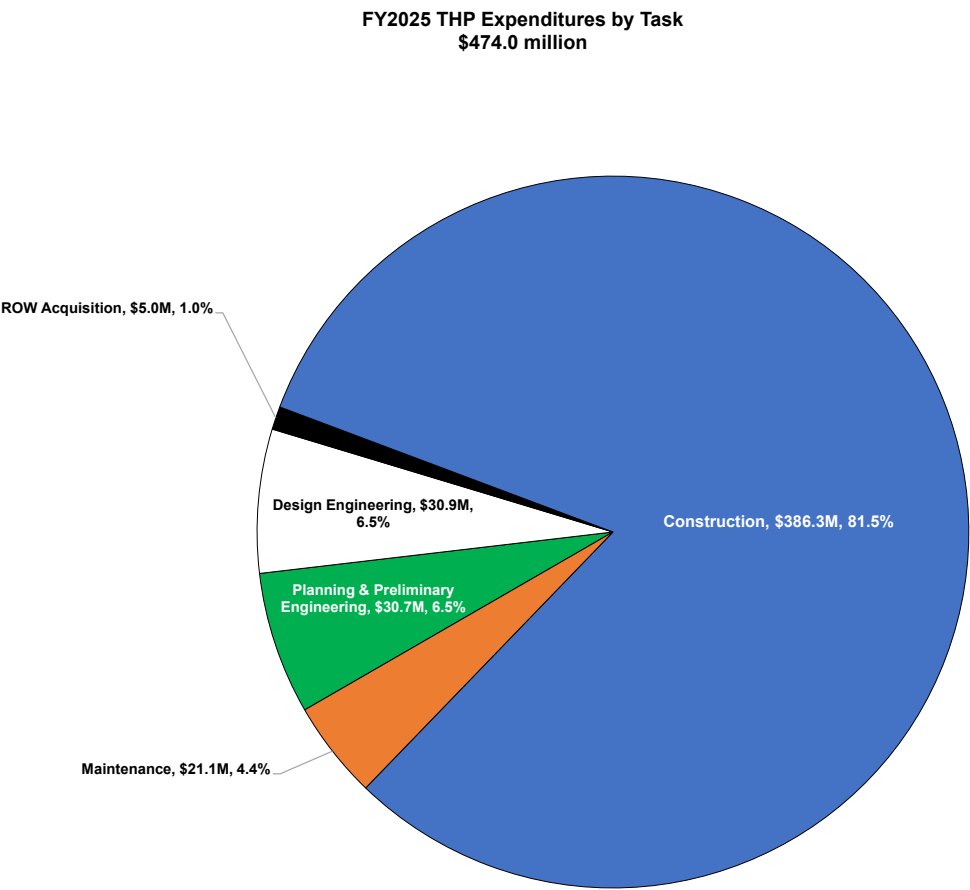
DOTH also receives project-specific revenue from federal, state, and local governments in the form of competitive grants and reimbursements. In FY2025, anticipated grant funds used for County projects total \$50.8 million and local reimbursements total \$42.7 million. DOTH will continue to compete for grant funding and partner with local agencies to advance projects.

TOWNSHIP MFT FUNDS

DOTH serves as the central repository for the monthly Township MFT allotments and has fiduciary responsibility over these accounts on behalf of 23 townships in a separate special revenue fund. Townships advance projects for their roadway construction and maintenance needs and seek reimbursement for these efforts from DOTH. Approximately \$850,000 in new township revenues is projected for FY2025, in addition to the nearly \$71 million in carryover township revenues from prior years. Townships are also recipients of REBUILD Illinois bond funds, contributing to their available carryover. DOTH works closely with each Township to program use of these funds.

EXPENDITURES

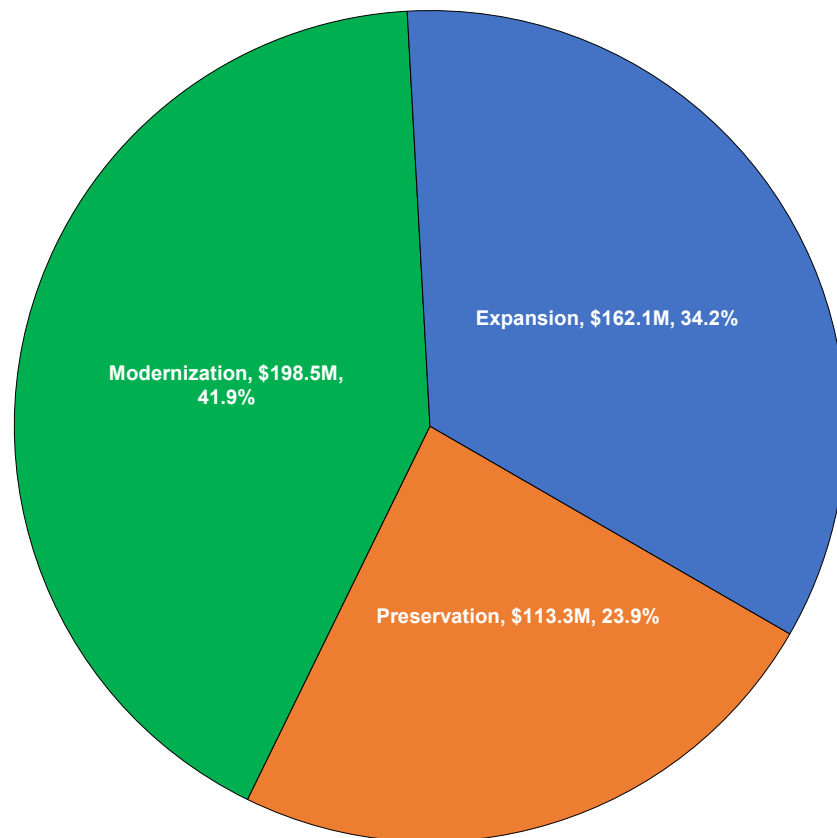
Adopted FY2025 expenditures for DOTH projects is \$474.0 million, which includes \$222.9 million in capitalizable project expenditures and \$251.1 million in maintenance and other non-capitalizable expenditures. Of the FY2025 expenditures, \$386.3 million or 81.6% are for construction, \$30.7 million or 6.5% for planning and preliminary engineering, \$30.9 million or 6.5% for design engineering, \$21.1 million or 4.4% for maintenance and \$5.0 million or 1.0% for right-of-way acquisition. FY2025 expenditures also include a \$2.0 million annual transfer to the Chicago Transit Authority.



For a full list of FY2025 Transportation and Highway Projects refer to Appendix E.

Expenditures are categorized into three primary work types: preservation, modernization and expansion. Preservation projects, which account for about 23.9% of FY2025 expenditures, extend the service life of transportation assets to minimize life cycle costs. Modernization projects, which make up 41.9% of FY2025 expenditures, provide safety and capacity improvements to the system and accommodate future enhancement opportunities. Expansion projects, which represent 34.2% of the FY2025 expenditures, typically involve additions to the system in the form of new multi-use paths, travel lanes, ramps, or new roadways.

FY2025 THP Transportation Expenses by Work Type
\$474.0 million



FY2025-2029 FORECAST

DOTH develops a five-year forecast of revenues and expenditures to enable accurate financial management and planning. Anticipated capital expenditures total \$1.19 billion over the five-year program. The revenues provided by the 2019 REBUILD Illinois capital bill have allowed DOTH to increase investment in local partner projects and address a backlog of deferred investment. DOTH continues to aggressively pursue competitive federal funding opportunities for critical infrastructure improvements. Construction projects advancing in the outer years of the program will focus on maintaining and modernizing the County's transportation network.

FIVE-YEAR REVENUE PROJECTIONS

The five-year revenue projections for the fiscal years 2025-2029 period total \$720.7 million, a 1.7% increase from FY2024's projections. Motor Fuel Tax fund carryover in FY2025 is \$389.6 million, and it is largely due to the front-loaded nature of DOTH's new revenue streams. MFT revenues available for projects (i.e., those remaining after operations expenditures and debt service payments) are projected to represent more than half of total revenues for DOTH's capital improvement program, accounting for \$515.6 million, or 71.5%, of the total anticipated revenue through FY2029. Grants are the next largest share of revenues, accounting for \$117.1 million, or 16.2%, of the total. Local reimbursements are expected to total \$78.7 million, or 10.9%, of the total and township MFT allotments and interest from investments make up \$4.3 million (0.6%) and \$5.0 million (0.7%), respectively.

FIVE-YEAR REVENUE PROJECTIONS BY FUNDING SOURCE*

Revenue Source	FY2025	FY2026	FY2027	FY2028	FY2029	Total
Annual MFT for capital improvements	95,283,790	98,802,839	102,794,004	107,072,233	111,677,537	515,630,403
Federal/State Grants	50,836,075	35,349,710	30,391,873	596,554	-	117,174,211
Local Reimbursements	42,631,201	22,177,660	9,802,215	3,828,835	250,000	78,689,912
Township MFT	850,000	851,488	852,765	853,617	854,258	4,262,127
Interest	1,000,000	1,000,000	1,000,000	1,000,000	1,000,000	5,000,000
Total	\$190,601,066	\$158,181,696	\$144,840,857	\$113,351,239	\$113,781,795	\$720,756,653

FIVE-YEAR EXPENDITURE PROJECTIONS

The five-year expenditure projections for the fiscal years 2025-2029 total approximately \$1.19 billion, which includes \$644.3 million in anticipated capitalizable project expenditures and \$553.9 million in anticipated maintenance and other non-capitalizable expenditures. About 71.1% of expenditures are allocated to construction projects. Planning and preliminary engineering projects are predicted to account for 5.8% of expenditures, design engineering is 7.4%, and land acquisition and maintenance are 0.9% and 7.0%, respectively. Approximately \$386.3 million is budgeted for construction in FY2025, advancing major, regionally significant projects like the Touhy Avenue Reconstruction and Franklin Avenue/Green Street. DOTH has strategically reserved funds over the last few years to implement multiple, large-scale infrastructure improvements. Construction expenditures are forecasted to be highest in FY2025, falling each year thereafter.

REBUILD bond funds have allowed DOTH to grow its capital program to immediately respond to systemwide maintenance needs while proactively upgrading the regional transportation network. Over the five-year program, it's expected that 35.1% of expenditures will be for preservation projects, 40.1% for modernization projects and 24.8% for expansion projects. The split among work types is reflective of DOTH's diverse portfolio of projects.

DOTH's transportation projects are equitable investments in the future of the region – from road to rail, transit to trail, being forward thinking will keep Cook County thriving. DOTH's five-year program supports the present transportation needs of Cook County residents and businesses and demonstrates policy priorities for future infrastructure investments.

For a list of Transportation and Highway projects covering FY2025-FY2029 refer to Appendix E.

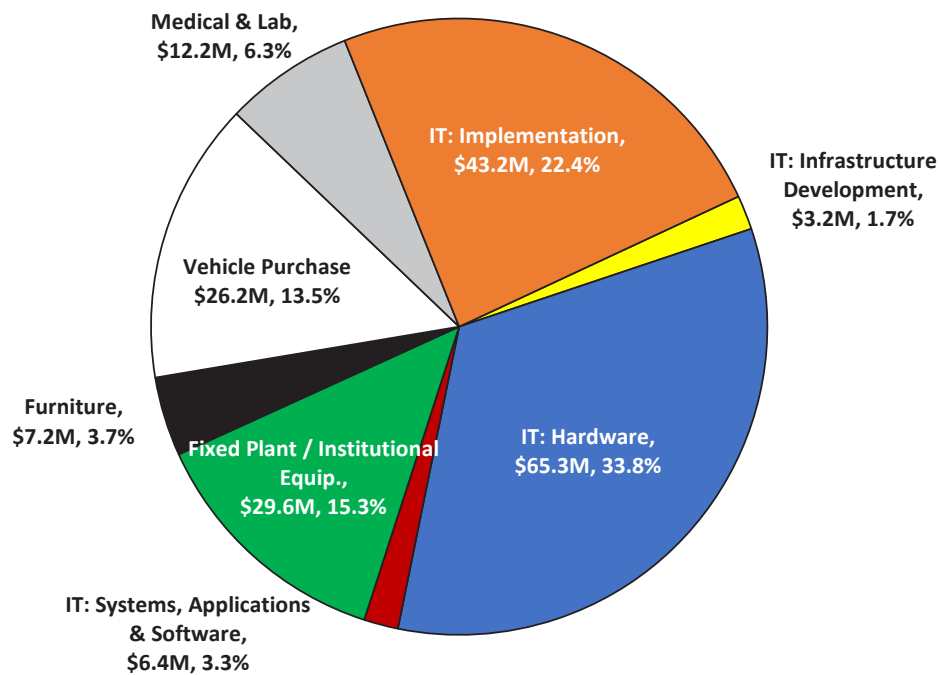
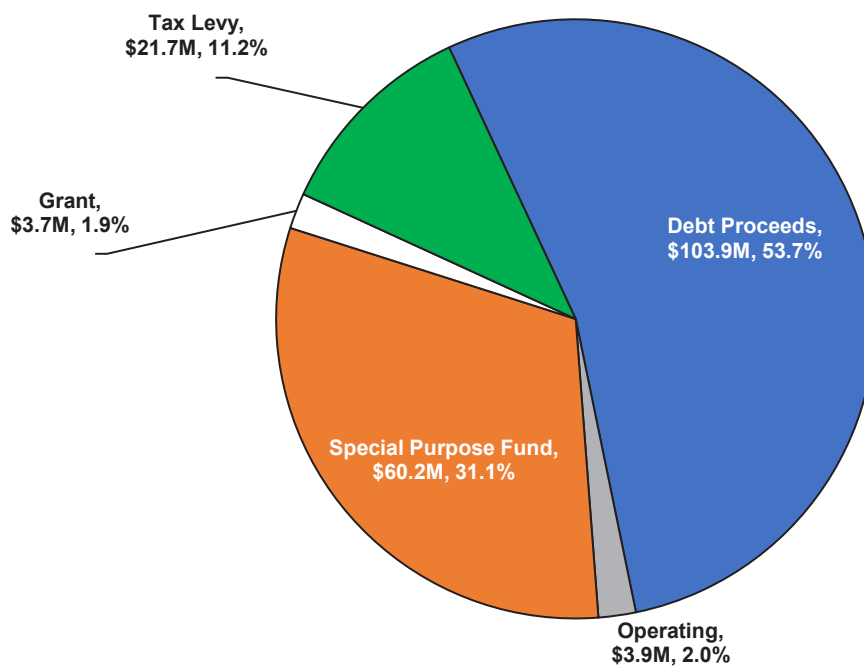
Additional details of the 2025-2029 Transportation and Highways Program split between capitalizable and non-capitalizable projects can be found [here](#).





CAPITAL EQUIPMENT OVERVIEW

Cook County's capital equipment acquisition strategy is a two-pronged approach designed to improve customer service and foster taxpayer savings. These goals are achieved by updating aging technologies, replacing existing infrastructure, refreshing outdated computer systems, purchasing vehicles and making cost-conscious purchases on various equipment. This includes technology hardware and software, furniture and institutional equipment. The County's Capital Equipment Program (CEP) provides for long-term investments in major countywide systems and ensures the essential tools for day-to-day operations are available and operational.

**FY2025 Capital Equipment Adopted
\$193.4 Million****FY2025 Capital Equipment Funding Sources
\$193.4 million**

RECOMMENDATION SUMMARY

The Cook County annual capital budget process starts with departmental submissions of capital equipment requests. The initial capital equipment requests submitted by departments totaled \$239.9 million for FY2025. Following the completion of a County capital equipment review process designed to judiciously determine priorities and projects, the capital equipment recommendation for funding was reduced from \$239.9 million to \$193.4 million. Of the proposed \$193.4 million, \$109.8 million are new project requests and the remaining \$83.6 million are current FY2024 projects to be carried forward into FY2025. Of the adopted FY2025 capital equipment budget, a total of \$118.2 million, or 61.1%, is devoted to Information Technology with the remaining \$75.3 million, or 38.9%, composed of vehicle purchases, fixed plant assets, institutional equipment, furniture and medical lab equipment.

REVIEW PROCESS

Each year, as part of the annual budget process, Cook County departments provide the Department of Budget and Management Services (DBMS) with cost estimates, project details, operating budget impact specifics and explanations of how capital equipment investments have the potential to improve services/yield value to taxpayers. To improve oversight and reduce waste, capital equipment requests undergo an extensive review process. This ensures the recommended projects are indeed necessary, produce operational savings or improve services to County residents and employees. DBMS reviews requests in partnership with the Bureau of Technology (BOT), Chief Administrative Officer, Department of Real Estate Management and Department of Capital Planning and Policy to prioritize limited resources and ensure compatibility with the County's long-term strategic plan and vision.

All County departments are required to submit an annual capital equipment inventory which includes a replacement cycle for all IT and non-IT assets under their control. Departments are also required to provide a business case to justify their FY2025 capital equipment needs and a review of alternative financing for acquiring the item. An additional analysis is performed by the County's Vehicle Steering Committee (VSC) for vehicle requests to determine if vehicles are being utilized as intended by the County's fleet vehicle policy and to ensure additional or replacement vehicles are required due to safety reasons or useful life parameters. The departments requesting furniture for FY2025 were required to submit a space request form to the Space Allocation Committee to evaluate departmental needs as well as conduct site visits and interviews to confirm certain criteria were met. In consultation with the capital committees and the Office of the Chief Financial Officer, project requests are ranked based on priorities of the County, feasibility of completion and overall departmental needs. This review process enhances the ability of the County to provide a long-term funding plan for capital equipment in FY2025 and future years.

The adopted budget of \$193.4 million in FY2025 resulted from this collaborative and transparent review process. Review committees identified investments that:

- Support County strategic priorities such as: centralized vehicle management, reuse of equipment in good condition and standardizing County computer hardware and software;
- Have a useful life of at least five years;
- Secure operational savings and process efficiencies to support departments' core functions;
- Achieve strategic savings through Countywide contracts when possible; and
- Have a viable implementation plan.

OVERALL CAPITAL EQUIPMENT STRATEGY

As part of President Preckwinkle's comprehensive plan for Cook County, capital equipment recommendations have historically been driven by four key goals: fiscal responsibility, innovative leadership, transparency and accountability, and improved services. Additionally, capital equipment appropriations are guided by the County's Policy Roadmap goals of Open Communities and Connected Communities; focusing on investments that improve data integration and analysis, while promoting transparency and innovative IT solutions. Investments in capital equipment support these goals while providing departments and employees with the tools they need to better serve all residents.

FISCAL RESPONSIBILITY

- Modernization of the County's software applications to phase out legacy applications that reside on mainframes or mid-range systems.
- Continuation and expansion of a hybrid-cloud approach to computer and storage.
- Countywide IVR (Interactive Voice Response) Migration will retire the County's legacy system.

INNOVATIVE LEADERSHIP

- Establishing a Countywide disaster recovery and business continuity plan to protect Cook County systems and data.
- Continued investment in Countywide cybersecurity detection and response infrastructure.
- Establishing the groundwork for a Countywide, collaborative Artificial Intelligence framework.

TRANSPARENCY & ACCOUNTABILITY

- Increased investment in network infrastructure to enhance and expand Countywide capabilities.
- New case and document management systems will eliminate manual data entry, enhance reporting abilities and improve data analysis for numerous departments.
- Property Imaging, Multi-Aerial Imaging and LiDAR imaging will assist the County in regional planning, environmental monitoring, property assessment and disaster preparedness.

IMPROVED SERVICES

- Expansion of Digital Access Terminals (DAT) located across County Courthouses for resident access to public court documents.
- Continued commitment to public health by investing in new and advanced medical equipment for CCH's hospitals and clinics.
- Replacement of heavy equipment and machinery for DOTH's work on countywide roadway construction and maintenance projects.

INVESTMENTS IN TECHNOLOGY

The County's continued investment in technology has allowed for upgrades to critical IT infrastructure, software and systems that support key human resource, public safety, public health, finance and tax-related functions. Partnered with those investments, the County is also able to modernize countywide infrastructure and improve system security.

BOT and DBMS met with departments putting forward major information technology (IT) requests to review computer, software, case management system and other IT infrastructure needs. The initial IT requests went through the capital review process that determined which of these requests would best meet the County's most critical IT needs and provide the highest return on investment, resulting in the recommendation of a \$118.2 million, or 61.6%, of the \$193.4 million in total capital equipment recommended for FY2025.

FY2025 Major IT capital equipment projects include:

- Countywide Computer Refresh (\$25.2 million)
- Disaster Recovery and Business Continuity (\$14.4 million)
- Integrated Property Tax System (IPTS) (\$4.9 million)
- Generative Artificial Intelligence Implementation (\$4.0 million)

IPTS is a collaborative effort for the County's property tax agencies. IPTS creates an improved central database of the County's 1.8 million real property parcels and all the related data behind each parcel from each of the agencies engaged in the County's property tax system. It will also provide more streamlined ways of processing property services as information travels between agencies.

The hosting, disaster recovery and managed services initiative is a result of the Cook County Information Technology Consolidation Ordinance passed by the Board in January 2018 as well as a business impact analysis conducted by BOT to analyze disaster recovery and business continuity requirements across Cook County. This contract will help streamline and consolidate these operations as well implement disaster recovery solutions for our critical applications and infrastructure to help maintain continuity of operations in numerous scenarios. Hosting refers to IT infrastructure that can run software and store data. The goal of disaster recovery is to regain access to critical systems in case of a disaster.

Effective and efficient budget and financial planning, forecasting and reporting is critical for County's sound financial practices. DBMS, in collaboration with BOT, launched a new project to modernize its budget efforts. Cook County will invest in a new holistic system which facilitates the planning and managing of the County's finances and reporting.

Understanding the capabilities of evolving generative AI technologies and implementing use cases which bring the most business value is critical for local governing bodies, Cook County has developed a strategy which provides a clear roadmap for leveraging AI – from machine learning to Generative AI – to enhance operational efficiency and deliver greater value to our community. Cook County Offices Under the President (OUP) will ensure that AI technology is implemented ethically and responsibly, with a focus on transparency, accountability and inclusivity. The County will evaluate business needs from each Bureau, prioritize and implement several projects leading to cost savings and operational efficiencies.

Upon the full implementation of the IT systems and applications mentioned above, the County will be able to fundamentally transform the way it operates while providing more innovative and transparent services to its residents.

VEHICLE POLICY IMPLEMENTATION

To reduce costs and improve efficiencies, the countywide fleet continues to undergo a comprehensive fleet assessment. In coordination with the Vehicle Steering Committee (VSC), vehicle requests are based on criteria such as: vehicle utilization, odometer readings and fleet age. All FY2025 vehicle requests were reviewed against these criteria to ensure the County's established requirements for new or replacement vehicles were met. The vehicle request and acquisition process was improved by providing a standardized vehicle list menu to all departments for passenger and light duty vehicles. For FY2025, vehicle requests were appropriated by the capital committee in the amount of \$26.3 million.

The Bureau of Administration's Fleet Management office is responsible for managing, coordinating and replacing all passenger and light duty vehicles for OUP. All departments under the Offices of the President coordinate with the Bureau of Administration for future vehicle requests and all non-routine repairs. User departments will continue to coordinate their own routine preventative maintenance, such as oil changes, tires, brakes, belts, spark plugs, filters and lights. Elected offices, along with their fleet managers, are responsible for managing, coordinating and replacing their department vehicles.

Per the Cook County Vehicle Ordinance, the VSC annually reviews all take-home vehicle assignments, not including Law Enforcement or Specialty Vehicles. The County will continue to move into a cost-efficient replacement cycle for passenger vehicles by establishing a replacement plan for all passenger vehicles.

The Countywide Fleet Management System was implemented in FY2022 and gives user departments a better understanding of fleet operations. By having a comprehensive fleet system, it will improve operational costs and increase efficiency. The fleet management system will produce fleet reports to help departments understand their fleet and make the necessary adjustments. In addition, the fleet management system, which is managed and administered by the Sheriff's Fleet Management Office, will track all maintenance and repairs throughout the life cycle of the vehicle.

CAPITAL EQUIPMENT FUNDING

The primary source of capital equipment funding is debt proceeds. Debt will fund \$103.9 million, or 53.7%, of the \$193.4 million in capital equipment enacted in this budget. The debt funded capital includes several major IT projects, discussed in the Investments in Technology section, that are expected to transform the way the County operates. The remaining \$89.5 million, or 46.3%, is funded on a "Pay-As-You-Go" basis by using tax levy, operating funds, grant funds and special purpose funds (SPF), to reduce the reliance on debt proceeds.

Grant funds are used to offset capital needs in the amount of \$3.7 million, or 1.9%, in FY2025. These will be used to fund IT, vehicle and discrete equipment projects for the Department of Emergency Management and Regional Security, Cook County Sheriff, Department of Environment and Sustainability, Clerk of the Circuit Court and Chief Judge.

Special Purpose Funds (SPF) make up \$60.2 million, or 31.14%, of the total capital equipment projects. In FY2025, the County will use the Infrastructure and Equipment Fund and anticipated Property Tax revenues of \$20.0 million to prioritize budgeting of CEP projects with a useful life of five-years or less to reduce the long-term debt outlook of the County. The County will also fund state-mandated equipment for law enforcement with the Infrastructure and Equipment Fund. The Fund makes up \$43.2 million, or 22.3%, of the total budgeted capital equipment projects. The largest of these projects funded with SPFs is the Computer Equipment refresh (\$25.2 million).

OPERATING BUDGET IMPACT

Funding CEPs with debt, special purpose funds and grant funds allows Cook County not only to fund vital projects but reduce the impact on a department's fiscal operating budget. Financing projects with debt instead of operating funds allows County agencies to use operating dollars to fund core functions for corporate, public safety and health services.


The decision to fund various capital equipment projects often provides some additional savings to the operating budgets of County offices. The continued investment in cloud-based software applications allows the County to continue to migrate computing and data operations off on-premise mainframes, leading to lower operating and maintenance expenses. This move toward cloud computing also helps reduce energy costs associated with on-premise mainframe operations.

The implementation of new vehicle management software will allow OUP and other user agencies to better manage routine maintenance projects on vehicles to prevent the need for costly major repairs. Also, the continued replacement of aging or end of life County fleet vehicles helps reduce fuel consumption as departments procure newer, more fuel efficient or hybrid vehicles.

Finally, the replacement of outdated, end of life fixed-plant and institutional equipment will provide savings to departments in the form of reduced maintenance and repair costs within their operating budgets. The purchase of newer, modern equipment will not only save on maintenance costs but reduce employee down time.

For a full list of Capital Equipment Projects in FY2025 refer to Appendix E.





RESOLUTION

SPONSORED BY

THE HONORABLE TONI PRECKWINKLE

PRESIDENT OF THE COOK COUNTY BOARD OF COMMISSIONERS

RESOLUTION AND ANNUAL APPROPRIATION BILL

FOR THE FISCAL YEAR 2025

A **RESOLUTION** providing for the Annual Appropriation for the Fiscal Year 2025 and for the closing of accounts of the County of Cook, Illinois, under the Annual Appropriation Bill for the Fiscal Year 2024.

PREAMBLES

WHEREAS, Section 6(a) of Article VII of the 1970 Constitution of the State of Illinois provides that “a County which has a Chief Executive Officer elected by the electors of the County...(is) a Home Rule Unit”, and the County of Cook, Illinois (the “County”) has a Chief Executive Officer elected by the electors of the County and is therefore a Home Rule Unit and may, therefore, under the powers granted by said Section 6(a) of Article VII of said Constitution of 1970, exercise any power and perform any function pertaining to its government and affairs; and

WHEREAS, the appropriation of funds is a necessary annual function of government; and

WHEREAS, the County will close out its accounts as of November 30, 2024 and render an account and make settlements with the County for the Annual Appropriation Bill for the Fiscal Year 2024.

NOW THEREFORE, at a meeting convened and concluded on November 21, 2024, Be It Hereby Resolved by the Board of Commissioners of the County of Cook, Illinois as follows:

**RESOLUTION AND ANNUAL APPROPRIATION BILL
FOR THE FISCAL YEAR 2025**

BE IT RESOLVED BY THE BOARD OF COMMISSIONERS OF COOK COUNTY:

- Section 1.** That the Board of Commissioners of Cook County (the "County Board" or "Board") hereby finds that all recitals contained in the preambles to this resolution are full, true, and correct and does incorporate them into this resolution by this reference.
- Section 2.** That the County Board, hereby establishes and ordains Fiscal Year 2025 as commencing on December 1, 2024 and concluding on November 30, 2025.
- Section 3.** That this Resolution be and the same is hereby termed the "Annual Appropriation Bill" of the County of Cook for Fiscal Year 2025 and governs all Elected Officials, Departments, Offices, Institutions or Agencies of the County, including but not limited to the offices and departments under the jurisdiction of the County Board President, the Board of Commissioners, Cook County Health and Hospitals System ("CCH"), Cook County State's Attorney, Cook County Sheriff, Cook County Public Defender, Clerk of the Circuit Court of Cook County, Cook County Treasurer, Cook County Clerk, Cook County Assessor, Chief Judge of the Circuit Court of Cook County, Board of Review, the Office of the Independent Inspector General, the Veterans Assistance Commission of Cook County, the Cook County Land Bank Authority ("Land Bank Authority"), and the Public Administrator (hereinafter, "Agencies" or "Agency"). The Estimates of Current Assets and the Revenues of the Fiscal Year 2025 Available for Appropriation, and the amounts appropriated and the objects and purposes thereof, are as specified in the following: Executive Budget Recommendations for Fiscal Year 2025, Volumes I, II, and III, as amended by the County Board through the amendment process and the Estimate of Revenue and Available Resources for Fiscal Year 2025, as amended by the County Board through the amendment process.
- Section 4.** That the amounts set forth herein and the same are hereby appropriated for Fiscal Year 2025 and as further noted in Sections 28 and 29.
- Section 5.** That the salaries or rates of compensation of all officers and employees of the County or Agencies when not otherwise provided by law, shall be governed, and administered by the compensation plans in force and effective in the Fiscal Year 2025 Appropriation Bill. Amounts paid may vary due to rounding based upon the payroll automated system rounding conventions, which is anticipated not to exceed plus or minus 20 cents per pay period. Step advancement, cost of living increases and/or non-compounding allowances and other economic packages for union employees will be dictated per the terms of the applicable collective bargaining agreements. Step advancement for non-union employees will be dictated per the salary schedules and/or compensation plans in force and effect in Fiscal Year 2025, unless otherwise amended. Cost of living increases, non-compounding one-time allowances, and other one-time payments in Fiscal Year 2025 as a result of negotiated and approved collective bargaining agreements, shall also apply to non-union employees.

The Chief of the Bureau of Human Resources and Budget Director are authorized to evaluate and approve the Agencies' requests to participate in the Recruitment Incentive Pay and/or Retention Bonus Pay Program, previously authorized under Resolution No. 22-3501, to offer non-compounding one-time incentive payments to address attrition, operational and hiring challenges, and to overcome other labor market challenges. Agencies

shall submit the request to the Chief of Bureau of Human Resources and the Budget Director. Such request shall be evaluated in accordance with the rules set forth by the Bureau of Human Resources. Agencies shall utilize the appropriate and available funding for the implementation of the Program.

Except for the non-compounding one-time vacation payments for Executive-level Positions defined in Volume III and approved by the Chief of the Bureau of Human Resources, any other non-compounding, one-time allowances, bonuses or other one-time non-compounding payments, including but not limited to relocation expenses and severance pay, for employees shall be subject to approval by the Chief of the Bureau of Human Resources, the Budget Director, and the Board. Healthcare benefit plan design and cost changes as a result of negotiated and approved collective bargaining agreements shall also apply to the non-union employees through the same terms approved for union employees and as authorized by Resolution No. 21-4938. Any non-compounding allowances shall be considered a one-time payment and offered only as a non-pensionable incentive. Any employee who accepts the non-compounding allowance does so voluntarily and with the knowledge and on the express condition that the payment is not included in any pension calculations.

Section 6. That whatever appropriations for salaries or wages of any office, agency or place of employment are supported by a detailed salary schedule as provided in Volume III of this Fiscal Year 2025 Appropriation Bill, all expenditures against such appropriations shall be made in accordance with such schedule and classification plan, and no payroll item shall be submitted to the Comptroller of the County (the "Comptroller") by any Agency of the County for a sum exceeding the amount shown in said salary schedule, except for rounding and except that the County Board may direct the Agencies of the County to expend all or any portion of the appropriation herein contained reserved for adjustments in wages of employees, when approved by the County Board.

The proposed salary or rate of compensation for an employee hired into any positions or any salary increase for an existing employees must be supported by a compensation study that is performed by the applicable Agency's human resources department or a third-party vendor in a form and manner consistent with compensation study guidelines provided by the Chief of Bureau of Human Resources. The results of the compensation study provided by the Agency shall be provided to the Budget Director for validation and approval in advance of hire or change in salary. Step progression is limited to the instances prescribed in Volume III of the Fiscal Year 2025 Appropriation Bill. Agencies shall not advance employees up the salary schedules as a form of a salary increase. Salary increases not resulting from an employment action such as a reclassification or promotion, or an approved compensation study are limited to cost of living adjustments as approved by the Board of Commissioners and step progression as defined in Volume III of this Fiscal Year 2025 Appropriation Bill.

Section 7. Only full-time employees working at least 30 hours per week on average during a standard measurement period as established by the Cook County Director of Risk Management (the "Director of Risk Management"), may receive healthcare benefits unless otherwise authorized by a Collective Bargaining Agreement, or Employment Agreement, as approved by the Chief of the Bureau of Human Resources. Employees shall contribute towards the cost of health (including pharmacy), dental or vision benefits as required by a standard of 40 working hours and for the duration of their employment. Employers shall certify employment and payroll status to the Comptroller and shall be charged back the full premium cost for inaccurate or incomplete certifications. The Cook County Department of Budget and Management Services Director (the "Budget Director") shall implement such a chargeback upon notification of an inaccuracy by the Director of Risk Management or Comptroller. All employers shall promptly utilize the payroll and timekeeping systems to identify duration and type of all Leaves of Absence, including Personal Leave of Absence. County healthcare benefits are not available to (i) judges and associate judges of the Circuit Court, (ii) employees who work less than 30 hours per week for standard

measurement periods, (iii) Chairman and members of the Cook County Sheriff's Merit Board, (iv) commissioners of the Chicago Board of Elections and (v) employees (excluding workers compensation claimants or those with other regulatory exemptions) on an authorized leave of absence in excess of 365 days; unless such individuals contribute the full cost of the healthcare premium associated with said County healthcare benefits.

Section 8. That the Budget Director is hereby authorized to utilize or transfer amounts between the Salaries and Wages of Regular Employees (501010), Salaries and Wages of Extra Employees (501140), Planned Salary Adjustment (501166), Planned Overtime Compensation (501211), Planned Benefit Adjustment (501225), Per Diem Personnel (501296), and Salaries and Wages of Employees per Contract (501421) accounts where necessary to support salaries, increases and wages for employees carried on these accounts and consistent with pay plans, salary schedules or the classification authority authorized in Chapter 44, Article II, Section 44-44 of the Cook County Code. Transfers in the Corporate, Public Safety, Special Purpose and Health Enterprise Funds, out of the Personal Services account series (501000) to the Contractual Services (520000), Supplies and Materials (530000), Operations and Maintenance (540000), Rental and Leasing (550000), Capital Equipment and Improvements (560000), or Contingency and Special Purposes (580000) account series will be required to follow the provisions outlined in Section 9 of this Resolution.

Section 9. Agencies must request and receive advance approval from the Budget Director in order to make necessary transfers of \$50,000 or less in the Corporate, Public Safety, Special Purpose and Health Enterprise Funds, within and between the Personal Services (501000) (other than from the Salaries and Wages of Regular Employees (501010) account), Contractual Services (520000), Supplies and Materials (530000), Operations and Maintenance (540000), Rental and Leasing (550000), or Contingency and Special Purposes (580000) accounts/account series. Upon request and justification from the Agency, the Budget Director is hereby authorized to review said transfer requests and approve said transfer requests in an amount equal to \$50,000 or less within and between accounts without Board approval. The Budget Director shall issue a report of such approved transfers to the County Board and copy the Cook County Health System Board, where applicable, on a quarterly basis for the preceding quarter.

Except for transfers authorized in Section 8, Agencies, including the Veterans Assistance Commission of Cook County, Land Bank Authority and CCH, must request and receive advance approval from the Board of Commissioners in order to make necessary transfers that are (i) from the Personnel Services account series (501000) to an account outside the Personnel Services account series, or (ii) greater than \$50,000 that are between the Personal Services (501000), Contractual Services (520000), Supplies and Materials (530000), Operations and Maintenance (540000), Rental and Leasing (550000), or Contingency and Special Purposes (580000) account. The Agencies of the County, including Land Bank Authority and CCH, are prohibited from incurring any liability against any account in excess of the amount herein authorized for such account without securing prior approval by the Budget Director for transfers under \$50,000, or the Budget Director and the Board of Commissioners, for the pledging of appropriate unencumbered balances over \$50,000 for subsequent transfer as provided for by the Board of Commissioners.

Transfers made by Department 1018 from the Office Supplies (530605) account are restricted to the following accounts: Seminars for Professional Employees (501770), Transportation and Other Travel Expenses for Employees (501838), Communication Services (520150), Printing and Internal Reproduction (520508), Technical Services (521265) or Rental of Office and Data Processing Equipment (550010).

No transfers are allowed from the Workers' Compensation (501541), Group Life Insurance Program (501590), Group Health Insurance (501610), Group Dental Insurance Plan (501640), Unemployment Compensation (501660), Vision Care Insurance (501690), Group Pharmacy Insurance (501715) and Reserve for Claims (580010) accounts, except for the purposes of payment of employee benefit claims and related expenses.

Any newly Elected or appointed Official who assumes office on or after December 1, 2024, but before September 1, 2025 is hereby authorized to transfer funds within and between the Personal Services (501000), Contractual Services (520000), Supplies and Materials (530000), Operations and Maintenance (540000), Rental and Leasing (550000), or Contingency and Special Purposes (580000) accounts/account series under their respective departments or business units for 90 days after assuming office. Newly Elected or appointed Officials may also create and/or transfer positions among departments under their control during that 90-day period, subject to any necessary approval of any monitor appointed pursuant to the Shakman Consent Decree; provided however, that any funding of existing or newly created positions or transfer of funds within or between the Personal Services (501000), Contractual Services (520000), Supplies and Materials (530000), Operations and Maintenance (540000), Rental and Leasing (550000), or Contingency and Special Purposes (580000) account/account series by a newly Elected or appointed Official may not increase the total appropriation of their Office as Approved and Adopted in the 2025 Cook County Appropriation Bill. Any newly Elected or appointed Official subject to this provision shall provide a report to the Budget Director and the Board of Commissioners summarizing any transfers made under this provision.

The Budget Director is hereby authorized to issue rules governing transfers and the limitations of authority placed on the Land Bank Authority and CCH in furtherance of Sections 8 and 9.

Section 10. Agencies of the County are prohibited from taking any employment action such as posting employment opportunities, offering employment or promotional opportunities, transferring personnel, changing funding sources, or implementing demotions without obtaining written approval and confirmation from the Budget Director that funds are available for said employment action. The Budget Director shall confirm on a quarterly basis with a report to the Board regarding Agency compliance in furtherance of Section 10.

Before any individual is extended an offer of employment and added to the payroll system or employees are recommended for a reclassification, the relevant Agency of the County must obtain the prior approval of the Budget Director to validate those funds as "available." Should employees be put onto the payroll system without these requisite prior approvals, while they will be paid for time worked, the Budget Director has the authority to withhold funding from an available account to pay for the unauthorized hire. The Budget Director shall issue a report of approved position reclassifications to the County Board on a quarterly basis for the preceding quarter.

The Department of Budget and Management Service's validation of funds available for the purpose of position control shall include the combined Salaries and Wages of Regular Employees (501010), Salaries and Wages of Extra Employees (501140), Planned Salary Adjustment (501166), Planned Overtime Compensation (501211), Planned Benefit Adjustment (501225), Per Diem Personnel (501296), and Salaries and Wages of Employees per Contract (501421) accounts. In those instances where the Department of Budget and Management Services has determined that an Agency or Department's annualized payrolls will exceed the turnover requirement for the next funding period, for purposes of position control, funds will be deemed to be unavailable.

- Section 11.** That persons funded from accounts designated as Extra Employees (501131), Salaries and Wages of Replacements for Employees on Authorized L.O.A. (501137), Salaries and Wages of Extra Employees (501140), Per Diem Personnel (501296) and Salaries and Wages of Employees per Contract (501421) must subscribe to account definitions and salary schedules, or classification authority as outlined in the Appendices or Chapter 44, Article II, Section 44-44 of the Cook County Code. Appointments to Salaries and Wages of Extra Employees (501140) positions are limited to new positions, programs or emergencies that were not anticipated during the budget process. New appointments to Salaries and Wages -Extra Employees (501131) positions must be authorized for Salaries and Wages of Regular Employees (501010) funding in the next fiscal year or the position will be deleted at year-end. Funding the employment of persons as Extra Employees shall be in accordance with the rules established by the Department of Budget and Management Services.
- Section 12.** The Budget Director will create internal service accounts for consolidating payments to a single vendor for goods and services rendered to the various agencies of county government into which the County Comptroller may from time to time make transfers from corresponding amounts budgeted to each agency. Payment of claims, premiums and other associated costs may be made directly from these internal service accounts. Each month, the County Comptroller shall make available to the County Board the Appropriation Trial Balance Report which shall include information related to said transfers. That appropriations for Personal Services, Contingency and Special Purposes shall be assigned to the Self-Insurance Fund during the fiscal year based upon premium and premium equivalent calculations and projections, including reserves as recommended by the Director of Risk Management, and shall be utilized to pay claims and costs associated with those items.
- Section 13.** Workers' compensation costs including indemnity and medical, and related payments associated with each workers' compensation claim shall be charged to the department, agency, or elected office's workers' compensation funds in instances where the previous three year's annual workers' compensation expenditures generally averaged more than \$50,000, calculated under policies jointly established by the Director of Risk Management and the Budget Director.
- Section 14.** That, in the event the Department of Facilities Management, Bureau of Technology or Comptroller's Office performs work on behalf of and at the behest of another County agency, the work performed on straight time using County employees shall not be charged to the beneficiary agency, but for all work performed on overtime, the overtime differential may be charged to the beneficiary agency's overtime account. Discretionary projects may be charged to beneficiary agency by approval of the space committee.
- Section 15.** That capital equipment purchases will follow an ongoing equipment replacement policy for each major category of equipment used by Agencies, as articulated in the County Performance Based Management and Budgeting Ordinance Article X Section 2-932, including but not limited to vehicles, telecommunications and technology equipment, office furniture, fixed plant and institutional equipment, and medical and lab equipment. During Fiscal Year 2025, all County Agencies shall submit an inventory of capital equipment to include specific inventories of software assets and technology hardware assets which shall identify such a replacement cycle. Capital Improvement projects shall be approved by the Board of Commissioners, with a replacement cycle where applicable, as identified in the Appropriation Bill. Total appropriations for approved capital equipment, capital improvements, and transportation and highway capital projects shall not exceed the amount as appropriated by the Board of Commissioners for said purposes during Fiscal Year 2025, except as permitted pursuant to Section 28. Capital equipment, capital improvements, and transportation and highway capital equipment should be funded, if possible, through a mix of funding sources including operating funds, special revenue funds, grant dollars, and short- and long-term financing alternatives including sales tax bonds, general obligation bonds,

revolving lines or credit, or other debt instruments available to the County. In connection with any such short- and long-term financing alternatives, the Chief Financial Officer of Cook County (the "Chief Financial Officer") is authorized from time to time during Fiscal Year 2025 to declare in writing in connection with such financings that all or a portion of the proceeds from such financing alternatives be used to reimburse the County, which writing shall be filed and received with the Finance Committee.

That appropriation authority to procure capital equipment by Special Revenue Funds using short-term financing arrangements shall require repayment by the Special Revenue Fund over the period approved by the Chief Financial Officer. These repayments will be deposited annually to reimburse the funding source that was initially used to finance the project.

Notwithstanding anything herein to the contrary, the County expects to incur significant costs for the capital equipment, capital improvements and transportation and highway capital equipment referenced above and approved hereby (the "Capital Improvements") and the County has determined that it intends to finance all or a portion of the cost of the Capital Improvements with the proceeds of obligations the interest on which is excludable from gross income for federal income tax purposes ("tax exempt bonds"). No costs of the Capital Improvements to be so financed or reimbursed were paid more than 60 days prior to the date of this Resolution, other than preliminary expenditures (not exceeding 20% of the aggregate issue price of the tax exempt bonds issued to finance the Capital Improvements), provided that such preliminary expenditures shall not include costs of land acquisition or site preparation or other costs of construction or acquisition of the Capital Improvements. The County hereby declares its intention and reasonable expectation to use proceeds of tax exempt bonds (the "Reimbursement Bonds") to reimburse itself for expenditures for costs of the Capital Improvements. The County intends that the Reimbursement Bonds are to be issued, and the reimbursements made, by the later of 18 months after the payment of the costs or after the Capital Improvements are placed in service, but in any event, no later than three years after the date the original expenditure was paid. The County anticipates that the maximum principal amount of Bonds issued to finance the County including Reimbursement Bonds, will not exceed \$400,000,000.00. The costs of the Capital Improvements consist entirely of capital expenditures or cost of issuance of tax exempt bonds, and no cost of the Capital Improvements to be reimbursed with the proceeds of the Reimbursement Bonds is a cost of working capital. The appropriate officers of the County are hereby authorized and directed to take or approve the taking of such actions as may be necessary or appropriate in order to preserve the ability of the County to finance its capital expenditures in accordance with the federal tax regulations and this Resolution. The County will not, at any time within one year after any allocation of proceeds of the Reimbursement Bonds to reimburse any expenditure, use the reimbursed funds to create a sinking fund for any issue of tax exempt bonds to otherwise replace the proceeds of any issue of tax exempt bonds.

Section 16. That appropriations for Capital Improvements and Capital Equipment are made by projects and classified by a project type. The Budget Director is authorized to allocate available appropriations to projects. Appropriate Internal Revenue Service Useful Life conditions shall be considered and met to allocate appropriations to projects financed through debt proceeds. Additionally, the Budget Director is authorized to allocate available appropriations between Capitalizable and Non-Capitalizable projects within the Motor Fuel Tax fund. Upon completion or de-prioritization of a Capital Improvement project, the Director of Capital Planning of Cook County (the "Director of Capital Planning") shall submit a formal request to the Budget Director to close or deprioritize the project and may request a reallocation of excess appropriations to other approved Capital Improvement projects, or approved Capital Equipment projects per the terms set forth herein. With regards to Capital

Equipment, the respective requesting agency shall submit a formal request to the Budget Director to close or deprioritize the project. In the event excess appropriations remain, the Budget Director may reallocate the associated appropriations to other approved Capital Equipment projects within said fiscal year.

In the event the Capital Equipment Appropriation reserves are exhausted, and Capital Equipment projects are not available to be deprioritized, the Budget Director is authorized to process a transfer from the Capital Improvement Appropriation with the approval of the Chief Financial Officer and Director of Capital Planning. Internal Revenue Service Useful Life conditions shall be met for capital projects financed through debt proceeds.

Should the Agencies have encumbered debt funds for the capital projects, Budget Director shall be authorized to carryforward the debt funded encumbrances and encumbrance budget upon Chief Financial Officer's approval. Such carryover of debt funded projects shall be reported to the Board of Commissioners at the end of the first quarter.

The Budget Director and the Director of Capital Planning shall jointly submit on a quarterly basis to the County Board a Capital Improvements and Equipment Funding and Project Report, which consists of three sections; provided that the fourth quarter report shall be an annual report submitted by the 31st day of January. The first section of the report will identify all Capital Improvement and Capital Equipment expenditures, encumbrances and unencumbered balances by funding sources and shall show, when applicable the bond funding by source and gross funds available through the end of the fiscal year. The second section of the report shall show all Capital Improvements by bond series, when applicable and project number; and for each project, the funding allocated towards each project, the total amount of expenditures paid, the balance of encumbered funds, the amount of unencumbered funds, any transfers of funding allocated between projects, any adjustments made by the Budget Director upon the completion of a Capital Improvement project pursuant to this section, and the status of each project. The third section of the report shall show all Capital Equipment by bureau/department by bond series when applicable and project number; and for each project, the funding allocated towards each project, the total amount of expenditures paid, the balance of encumbered funds, the amount of unencumbered funds, any transfers of funding allocated between projects, and any adjustments made by the Budget Director upon the final purchase of Capital Equipment pursuant to this section.

Section 17. For the purpose of enabling the County to have in its treasury at all times sufficient money to meet demands thereon for ordinary and necessary expenditures and to provide adequate support for the County's bond ratings and protection against unanticipated revenue shortfalls, the total of the County's Working Cash Funds shall be maintained in the estimated amount of \$209,969,390 projected as of November 30, 2024 (unless the County Board elects to change this said amount as necessary), notwithstanding any provisions of the Illinois Compiled Statutes. The Working Cash Funds shall be reimbursed from time to time by authority of the Chief Financial Officer. The amount due to the Working Cash Funds after December 1, 2024 shall be repaid in its entirety by no later than November 30, 2025.

The Chief Financial Officer may direct the Comptroller to make a permanent transfer not to exceed \$25.0 million after County Board approval by roll call vote, from the Working Cash Fund to defer future borrowing requirements for the Self-Insurance Fund and Capital Equipment. The Comptroller shall transfer all interest earnings from the Working Cash Fund to the County General Fund. Such transfers shall not be subject to the Annual Working Cash Repayment Resolution.

Section 18. The Chief Financial Officer, in accordance with relevant authorizing ordinance or ordinances, and the associated forms of agreement as approved by the Board of Commissioners, may pay or pre-pay, from any unrestricted source, monies owed by the County as a result of a note or bond associated with a line of credit agreement, a revolver, or other debt instrument under which the County is a borrower, under such terms as are set forth in the governing documents and associated agreements.

Section 19. That the Comptroller and the Cook County Treasurer be and are hereby authorized and directed to close the accounts of the County pursuant to the Annual Appropriation Bill for the Fiscal Year 2024 and that such unexpended balances of the Annual Appropriation Bill for the Fiscal Year 2025 be placed to the credit of each specific fund.

Section 20. That there may be unencumbered balances in the various accounts in the different funds of the County that will be adequate to pay for services already rendered because of unforeseen deficiencies at the time the Annual Appropriation Bill for the Fiscal Year 2024 was passed and last adjusted. The Comptroller, Budget Director, and the Cook County Treasurer be, and are hereby authorized, to use these unexpended balances by way of transfers so that the deficiency may be liquidated, as part of closing out the year. For each fiscal year, the formatting arrangement of appropriations by object level in the relevant Appropriation Bill does not per se limit spending at the object level provided that total county expenditures do not exceed the total sum appropriated for the relevant fiscal year (including such sums as are appropriated on a continuing basis for CCH) and, when required by this Resolution or other applicable law, expenditures greater than an object level are accomplished through permissible transfers made by the Board of Commissioners, or the Budget Director as authorized by the Board of Commissioners, pursuant to Section 9.

Per the Encumbrance Policy promulgated by the Chief Financial Officer, all operating expenses will be applied to the fiscal year in which the goods or services are received. Any outstanding operating encumbrances will therefore be released to the appropriate fund at the close of the fiscal year. Grant, and Capital Improvement programs have fiscal calendars that span more than one fiscal year. Therefore, Grant and Capital Improvement programs may have their encumbrances carried forward into the following fiscal year as appropriated, in accordance with the provisions of the encumbrance policy.

Section 21. When all accounts and books for Fiscal Year 2024 are closed and final amounts determined, the Comptroller shall report back to the County Board with the revised revenues, fund balances and balance sheets in the Annual Comprehensive Financial Report. All appropriated amounts for Fiscal Year 2024 shall be reported as adopted by the County Board in the Annual Appropriation Bill for Fiscal Year 2024 and as subsequently adjusted by transfers of funds. Said information will be made available to the County Board and to the public via the Final Appropriation Trial Balance for 2024. The unaudited Final Appropriation Trial Balance for 2024 will be posted alongside the 2025 line-item budget in a single document on the County's website by April 30, 2025 and shall be made concurrently available on the County's Open Data website in a format compatible with the County's Open Government Ordinance.

Section 22. In accordance with the County's Fund Diversity and Stabilization/Financial Reserve Policy, the Chief Financial Officer is authorized to assign up to \$49.9 million in the aggregate of the County's unassigned general fund balance after the end of the 2024 fiscal year when final amounts are determined within the primary ledger, including:

- Up to \$29.9 million for the Self-Insurance Reserve.

- And, up to \$20.0 million to the Pension Stabilization Reserve.

Section 23. That the Annual Appropriation Bill for Fiscal Year 2025 shall be made available on the Cook County website at www.cookcountvil.gov/Budget.

Section 24. As submitted in the 2025 Revenue Estimate, amounts equal to three percent of the estimated property tax levy allocated to the Public Safety Fund, Health Enterprise Fund, Capital Project Fund and Election Fund are hereby appropriated for Fiscal Year 2025 for the Public Safety Fund, Health Enterprise Fund, Capital Project Fund and Election Fund (a) for purposes of covering the loss and cost of collecting taxes levied for said Funds, and also the amounts of taxes so levied for the nonpayment of which real estate shall be forfeited to the State and abatements in the amounts of such taxes as extended upon the collectors' books; (b) to ensure the County meets its obligations for indebtedness as represented by the Bond and Interest Fund; and (c) in order that the actual collections of property taxes received by the Annuity and Benefit Fund are commensurate with the amounts so levied. The Cook County Clerk is authorized to extend loss and collections for the Public Safety Fund, Health Enterprise Fund, Capital Project Fund, and Election Fund in a manner that is sufficient for these purposes.

Section 25. That the Chief Financial Officer shall cause the disbursement to the County Officers' and Employees' Annuity and Benefit Fund, from the Annuity and Benefit Fund 11303, sub-account 501225, Board Appropriated Payments for Annuitant Health Care Costs, in the sum of \$56,019,767, provided that the County Board and the County Officers' and Employees' Annuity and Benefit Fund agree to the disbursement and receipt of such funds by way of an intergovernmental agreement; and further provided that until such time as the parties enter into said intergovernmental agreement, the Chief Financial Officer shall work with the Cook County Treasurer to invest the funds in sub-account 501225, in such manner as is permitted by law or intergovernmental agreement, the corpus and proceeds of which shall be fully reserved for the purpose stated in this Section 25.

Additionally, the Chief Financial Officer may from time to time transfer into a Pension Stabilization Account within the Annuity and Benefit Fund otherwise permissible funds, provided that each transfer of funds into the Pension Stabilization Account is, in the opinion of the Chief Financial Officer, feasible and prudent, taking into account the then-current and projected state of the County's revenues and authorized expenditures; provided further that such transfers do not, in the aggregate, exceed \$20,000,000; and provided further that the Chief Financial Officer shall notify the Board of Commissioners immediately upon such transfer. Funds so transferred into the Pension Stabilization Account shall be available for payment to the County Officers' and Employees' Annuity and Benefit Fund, provided the disbursement, receipt, and purposes of such funds are authorized through an intergovernmental agreement between the County Board and the County Officers' and Employees' Annuity and Benefit Fund or the annual appropriation.

Section 26. In FY2024 the Disaster Response and Recovery Fund was created as a special purpose fund for the purpose of responding to State, County or Federal disaster declarations. The Chief Financial Officer may from time to time assign and transfer General Fund Balance for stabilization of the Disaster Response and Recovery Fund in an amount not to exceed \$50,000,000.00 in any given year and future years and such contribution will be based on an analysis of projected year-end General Fund Balance in accordance with Cook County's Fund Balance Policy, and provided further that the Chief Financial Officer shall notify the Board of Commissioners immediately upon such transfer.

The use of funds in the Disaster Response and Recovery Fund shall be subject to the approval of the Executive Director of the Department of Emergency Management and Regional Security and the Chief Financial Officer in coordination with the President of the Cook County Board of Commissioners or their designee upon the declaration of an Emergency. Reporting on the use of such funds and reporting shall further comply with Resolution 23-5710 which was approved by the Cook County Board of Commissioners on November 16, 2023.

In FY2025, up to \$100,000,000.00 shall be allocated for Cook County disaster response and recovery events that may transpire in FY2025 or reimbursement to suburban municipal or local governments for costs related to disaster response and recovery.

Section 27. The following accounts have additional requirements imposed on expenditures therefrom:

FIXED CHARGES AND SPECIAL PURPOSE APPROPRIATIONS

(1490/1499-521313) - Special or Cooperative Programs. All grants of funds from this account administered by any department to entities outside of Cook County, must first be approved by the Office of the Chief Procurement Officer in accordance with the procurement code or shall be disbursed and administered pursuant to Chapter 2, Article VI, Division 4 of the Cook County Code or as otherwise authorized by the County Board.

(11287) - Equity Fund. All grants of funds from this special purpose fund administered by any department to entities outside of Cook County, must be approved by the Office of the Chief Procurement Officer in accordance with the procurement code or shall be disbursed and administered pursuant to Chapter 2, Article VI, Division 4 of the Cook County Code or as otherwise authorized by the County Board.

Section 28. All Grants or other financial awards, including grants and financial awards that may be awarded to the Land Bank Authority and CCH, and their intended purpose must first be approved by the County Board, unless otherwise authorized pursuant to this Section or by the County Board. In accordance with procedures prescribed by the Budget Director, and subject to the limitations of this section, the President of the County Board and the heads of the various County Agencies are authorized to apply for grants or other financial awards from governmental and private grantors. With respect to such grants or other financial awards, the President of the Board and the heads of various County Agencies are authorized to execute agreements and amendments to effectuate the purposes of such grants or other financial awards and appropriations and provide such additional information, assurances, and certifications as are necessary, in connection with any of the foregoing.

All grant applications and renewals as well as any financial awards regardless of amount must be submitted to the Department of Budget and Management Services no later than five business days prior to submission to the granting or awarding agency. With respect to grants that do not require an application process, and are automatically renewed by the grantor, the date in which the Board authorized the previous grant, and the amount granted at that time shall be included in the current request to renew to the Department of Budget and Management Services.

Grants identified in the Annual Appropriation Bill include estimated award amounts. No expenditures will be allowed against a grant until the actual grant has been awarded and confirmed with an agreement or other commitment notice from the Funding Agency, in such form as is approved by the Budget Director. Additionally, no amount shall be expended on any grant except to the degree approved by the Budget Director. To the

extent that revenue of a grant or other financial award is not described in the Annual Appropriation Bill, or an amendment increases the budget of a grant beyond the appropriation described in the Annual Appropriation Bill, in each case, in an amount greater than \$150,000, no expenditure of such grant revenues or other financial award, including grants or awards applicable to the Land Bank Authority or CCH, shall be made without prior approval of the County Board, unless otherwise permitted herein. Grants, grant amendments, grant renewals or other financial awards received in an amount of \$150,000 or less, or solely for time extensions, shall not require approval by the County Board, but shall require the approval of the Budget Director. For grants or financial awards that cover multiple years, the Budget Director is authorized to roll over any unspent appropriation from a prior year and increase the FY2025 appropriation by such unspent amount.

Transfers of grant budgets or other financial awards are allowable subject to the terms of the specified agreements and advance approval from the Budget Director. Departments shall request capital appropriations during the annual budget process to expend grant funds on capital projects. Upon request from the Department, the Budget Director is authorized to allocate additional capital appropriation to projects when the grantor authorizes grant funds or other financial awards for use on such capital projects.

All grants are required to include indirect cost, unless disallowed by the granting agency, the grant does not fund personnel costs, or the inclusion of indirect cost is otherwise waived by the Budget Director during negotiations with the granting agency.

All grants or other financial awards submitted for inclusion on the County Board Agenda shall state the following: Budget and Management Services has received all requisite documents and determined the fiscal impact of such grant or financial award on Cook County, if any.

The Comptroller and the heads of the various departments and agencies of County Government shall administer the revenues of grants or other financial awards received by standard accounts, in accordance with the standard classification of accounts.

The Budget Director shall issue a report to the Board of Commissioners and the Cook County Health System Board by the 15th day after the end of each quarter identifying (i) all awards received and (ii) any grants, grant amendments, grant renewals or financial awards approved by the Budget Director pursuant to the terms of this Section 28, during the preceding quarter; provided that the fourth quarter report shall be submitted by the 31st day of January.

The Budget Director shall promulgate rules to County Agencies regarding the contents of a grant application, and the review and approval process for grant or financial awards, as well as the limitations of authority placed on the Veterans Assistance Commission of Cook County, the Land Bank Authority and CCH, and the documents that must be submitted for review to the Department of Budget and Management Services prior to seeking approval by the County Board or seeking the application, renewal or acceptance of a grant or financial award.

Section 29. Notwithstanding any other provision of this Resolution and Annual Appropriation Bill for Fiscal Year 2025, the maximum amounts available for appropriation to each budgetary unit or groups of budgetary units shall be set at 97% of the Final Adopted Appropriation for the personnel and non-personnel accounts identified by the Budget Director each fiscal year. The Budget Director has the sole discretion and is hereby authorized to release a portion of this holdback or allotment upon request and justification by the Agency. Should an Agency's request

for a release of the holdback be denied by the Budget Director, the Agency may request a release directly from the Board of Commissioners. Should the Budget Director deny a request from CCH, the Veterans Assistance Commission of Cook County, or the Land Bank Authority for a holdback release, CCH, the Veterans Assistance Commission of Cook County, or the Land Bank Authority may request the release directly from the Board of Commissioners with notice to their applicable governing board.

For purposes of controlling expenditures, the expenditure of or incurring of obligations against any appropriation may be further delayed, restricted, or terminated with regard to any object or purpose for which appropriations were made in the appropriation bill or resolution. A monthly schedule for the year of proposed expenditure, including any limitations or conditions against appropriations for each bureau and/or agency shall be made within 30 days of the adoption of the annual appropriation bill, and such schedule, as amended by the President of the County Board, shall be binding upon all Agencies, and such schedule of expenditure or of incurring obligations may not be exceeded, provided that any such schedule may be revised after three calendar months have elapsed since the last schedule. The monthly schedule and holdback provisions may differ across bureau/ or agency based upon expenditures and revenues.

Section 30. Where Agencies identify new revenues or modifications to existing revenues for purposes of avoiding decreases in appropriations, the Agency must complete a revenue business case in the form and manner provided by the Budget Director. Such approved new or modified revenues shall be allocated based on the Allocation of Revenue to Appropriations, by Fund and Program as shown in the Revenue Section. In like fashion, where such new or modified revenues fall short of their Revenue Estimate, the Chief Financial Officer, the Comptroller, or the Budget Director shall report the shortfall to the Board of Commissioners which may result in an amendatory reduction in appropriation authority previously granted to the budgetary unit(s), based on the Allocation of Revenue to Appropriations, by Fund and Program.

Annual revenue projections for all fees administered by Elected Officials shall be determined by the office of the Elected Official with appropriate jurisdictional authority over the fee(s). Each office, department, or agency with said authority shall be responsible for preparation of an annual plan to collect revenues at a sufficient level to meet projections. In the event that revenue generated from a fee does not meet the annual projection and a shortfall is projected, as determined by the Budget Director at the end of each quarter, and when it is further determined that the shortfall is a result of a failure to impose a fee as required by law, or a failure to properly administer and collect a fee as required by law, the Budget Director shall report the shortfall to the Board of Commissioners for an amendatory reduction in appropriation authority previously granted, based on the Allocation of Revenue to Appropriations, by Fund and Program.

Notwithstanding this Section, when any Elected Official (or head of a department, office, institution, or agency) files a written Notice of Non-Concurrence with the Chief Financial Officer, the Comptroller, and the Budget Director of the County, not more than ten (10) days after amendatory action by the County Board, when such action results in an upward revision of any previously stated revenue estimate wherein the budgetary unit(s) so stated has management authority over the revenue generating activities, appropriations shall not be reduced as provided above.

Section 31. The Comptroller shall make available to the Finance Committee of the County Board a monthly report of revenue and expenses for the General Fund (which includes the Corporate and Public Safety Funds), the Health Enterprise Fund and Special Purpose Funds. The Comptroller shall also issue a monthly Appropriation Trial Balance that includes appropriations, expenditures, and unencumbered balances for the current fiscal year to the Board of Commissioners, other County elected officials, bureau chiefs, and department heads.

Section 32. Any employee who is required and is authorized to use his or her personally owned automobile in the regular conduct of official County business shall be allowed and reimbursed under the Cook County Business and Travel Expense Reimbursement Policy. This policy will supersede any other business or travel expense policy, except those provisions that may be contained in contracts approved by the County Board between the County and recognized collective bargaining agents. The Cook County Business and Travel Expense Reimbursement Policy is subject to change and such changes shall be issued by the Chief Financial Officer.

Section 33. The County's Financial and Anti-Fraud Policies set forth in Volume I of this Appropriation Bill are fully incorporated herein by reference and hereby fully adopted. Said Financial and Anti-Fraud Policies apply to all Agencies, Employees, Appointees and Elected/Appointed Officials and are supplemental to provisions mandated in the County's Code of Ordinances. To maintain the fiscal stability considered important by credit rating agencies and in accordance with Government Finance Officers Association recommended best practices, an unreserved fund balance shall be carried to provide adequate support for the County's bond ratings, to protect against unanticipated revenue shortfalls, and to guard against contingencies. Cook County will maintain a prudent level of financial resources, as established in said Financial Policies, to protect against reducing service levels or raising taxes and fees due to temporary revenue shortfalls or unpredicted one-time expenditures in the current and future fiscal years.

Section 34. Any excess CCH revenues received in Fiscal Year 2025, shall be designated to fund CCH, as approved by the Budget Director. A continuing appropriation is established for all amounts necessary for the express purpose of allowing the Health System to comply with payment terms of its Managed Care agreements. Any such continuing appropriation, under such controls as imposed by the Budget Director, shall be appropriated strictly and solely to the Managed Care Claims (521155) account to pay for costs associated with managed care members or to fund amounts to the health plan services reserve fund (the "Health Plan Services Reserve"). Any such continuing appropriation for Managed Care Claims is contingent on the Health System's managed care expenditures not exceeding capitation revenue. Excess revenues shall not include a designated grant or financial award. Grants and financial awards not anticipated in the annual appropriation may be appropriated in accordance with Section 27.

If CCH's net patient fee revenues collected through Medicaid, Medicare, Private and other payors, as well as Directed Payments received in FY2025 exceed the total amount budgeted for FY2025, CCH is authorized to utilize up to 30% of any such excess CCH net patient fee revenues, including directed payments, received in Fiscal Year 2025 as a continuing appropriation to address any increased costs related to direct patient care not otherwise appropriated, upon the approval of the County Budget Director. Any such continuing appropriation, under such controls as imposed by the Budget Director, shall be appropriated strictly and solely to account for increased costs related to direct patient care not otherwise anticipated. Any such continuing appropriation is contingent

on CCH's total expenditures not exceeding total revenue. Excess revenues shall not include a designated grant or financial award are defined as amounts received in excess of Budget. Grants and financial awards not anticipated in the annual appropriation may be appropriated in accordance with Section 28.

Section 35. For the purpose of enabling the County to have in its treasury sufficient funds to meet demands of Health Plan Services' claims and other Health Plan expenses and to provide adequate support for the County's bond ratings and protection against unanticipated revenue shortfalls at Health Plan Services, the Health Plan Services reserve account is hereby established. The Chief Financial Officer may from time to time transfer funds into the Health Plan Services Reserve, provided that each transfer of funds into the Health Plan Services Reserve is, in the opinion of the Chief Financial Officer, feasible and prudent, taking into account the then-current and projected state of the County's revenues, authorized expenditures and total Health Plan Services Reserves, provided further that the Chief Financial Officer shall notify the County Board, the Cook County Health Board, and the CCH Chief Financial Officer immediately upon such transfer. Health Plan Services Reserve funds may be invested in accordance with the investment policy of the Cook County Treasurer's Office and the Illinois Public Funds Act (30 ILCS 235). The Chief Financial Officer, with approval from the Cook County Health Board, may utilize funds from the Health Plan Services Reserve for payment of claims and other health plan expenses.

Section 36. Any additional revenues received in the State's Attorney's Narcotics Forfeiture, the Sheriff's Operations State Asset Forfeiture, and Money Laundering State Asset Forfeiture special purpose funds in excess of the appropriation on a cash basis for Fiscal Year 2025 shall be designated to the aforementioned special purpose funds, respectively, under controls as imposed by the Budget Director to pay for additional costs within these funds. This provision shall constitute a continuing appropriation of amounts necessary for such purposes subject to applicable procurement rules. Excess revenues shall not include a designated grant or financial award. Grants and financial awards not anticipated in the annual appropriation may be appropriated in accordance with Section 28.

Section 37. Any excess Land Bank Authority revenues received in Fiscal Year 2025 shall be designated to fund the Land Bank Authority. This provision shall constitute a continuing appropriation of amounts necessary for such purposes as may be authorized pursuant to Chapter 103, Article I, Section 103-1, et seq., of the Cook County Code.

The Land Bank Authority may expend such sums as it draws against a Line of Credit that it is party to as approved by the Board of Commissioners, under such limits of repayment requirements as established by such Line of Credit. Excess revenues shall not include a designated grant or financial award. Grants and financial awards not anticipated in the annual appropriation may be appropriated in accordance with Section 28.

The County may appropriate corporate funds to the Land Bank Authority in accordance with this Resolution and Annual Appropriation Bill to offset expenditures of the Land Bank Authority.

Section 38. The County has established a Motor Fuel Tax Fund, and the Illinois Highway Code authorizes any and all expenditures resulting from capital projects approved by the Illinois Department of Transportation to be paid from Motor Fuel Tax revenues. With the 2025 Appropriation Bill the County shall transfer \$6,013,000 from the Motor Fuel Tax Fund to the Public Safety Fund to specifically reimburse the Public Safety Fund for Sales Tax Revenues that will be deposited into the pledged debt service account for the Series 2022B Sales Tax Revenue Bonds during the course of Fiscal Year 2025. The Cook County Treasurer is hereby directed to execute the transfer from the Motor Fuel Tax Fund upon written request by the Comptroller. The Comptroller shall provide notice to the County Board of the executed transfer within thirty days of the transfer of dollars from the Motor Fuel Tax Fund to the Public Safety Fund.

Section 39. The Transportation Home Rule Taxes Special Purpose Fund ("Transportation Fund") exists for the receipt of revenues from the Wheel Tax (repealed in FY2023), County Use Tax, Gasoline and Diesel Fuel Tax, Parking Lot & Garage Operations Tax, New Motor Vehicle Tax, and Non-Retailer Transfers of Motor Vehicles Tax, and, to the extent that such revenues are subject to Article IX, §11 of the Illinois Constitution (also known as the "Safe Roads Amendment"), authorizes the use of such revenues to offset transportation-related expenditures authorized under the Safe Roads Amendment. With the 2025 Appropriation Bill, the County will allocate up to \$252,400,000 of expenditures from the Public Safety Fund to the Transportation Fund in accordance with the County's [Analysis of Safe Roads Amendment Expenditures Report](#). The Budget Director is hereby further authorized to allocate or transfer expenditures from the Public Safety Fund to the Transportation Fund in accordance with the County's [Analysis of the Safe Roads Amendment Expenditures Report](#). The inclusion of these six taxes within the Transportation Fund does not waive any of the County's defenses regarding the applicability of Article IX, §11 of the Illinois Constitution. The County reserves the right to remove some or all the above noted taxes from the Transportation Fund pending the results of litigation.

Section 40. The Equity Fund addresses historically disinvested and vulnerable communities which may include but are not necessarily limited to communities impacted over time by a lack of economic investment, declining property values and tax receipts, limited employment opportunities and household income, declining population, disproportionate exposure to crime and violence, or environmental and health hazards, or limited access to healthcare. Funding within the Equity Fund shall be allocated for the recommendations identified within the [2021 Cook County Equity Fund Report](#) and other priorities identified by the Equity Fund Taskforce. Budget allocations for Equity Fund initiatives and priorities in the Annual Appropriation Bill include estimated carryforward of the funding from the prior fiscal year. In the first quarter of the fiscal year, the Budget Director shall review the final expenses for each initiative and priority and amend the allocation of initiative funding not to exceed the final available fund balance. The Budget Director shall not increase the total annual appropriation of the Fund. Further, budget transfers within the Equity Fund, necessary to execute the Equity Fund Taskforce initiatives and other priorities established by the Equity Fund Taskforce, shall be allowable subject to the review and advance approval of the Budget Director.

Section 41. Employment Grievance and Labor Resolution by the Bureau of Human Resources – The Chief of the Bureau of Human Resources for Cook County shall be granted the authority to settle employment related grievances, arbitrations, and mediations without Board approval at the same settlement authority level as the Cook County State's Attorney's Office has in litigation matters. A monthly report of such settlements approved by the Chief of the Bureau of Human Resources shall be directly provided to the Litigation Committee, a subcommittee of the Cook County Finance Committee.

Section 42. Claim Resolution by the Department of Risk Management – The Department of Risk Management shall be granted the authority to resolve and execute small liability claims and settlements and recoveries for an amount not to exceed \$25,000 for bodily injury and \$25,000 for property damage per occurrence, and the resolution of medical bills in accordance with the County Jail Act and Cook County Ordinance 10-O-48. A report of such approved claim resolutions shall be made available to the Finance Committee of the County Board on a monthly basis by the Director of Risk Management.

Section 43. Severability - If any section, paragraph, or provision of this resolution shall be held to be invalid or unenforceable for any reason, the invalidity or unenforceability of such section, paragraph or provision shall not affect any of the remaining provisions of this resolution.


Section 44. Repealed - All ordinances, resolutions or orders, or parts thereof, in conflict with the provision of this resolution are to the extent of such conflict hereby repealed.

Section 45. Constitutional power of the County - The Resolution is adopted pursuant to the constitutional and home rule powers of the County notwithstanding any provisions of the Illinois Compiled Statutes to the contrary.

Section 46. The Budget Director and the Comptroller are authorized to correct any factual errors or appropriation adjustments from the Appropriation Adjustments (580380) account in the Annual Appropriation Bill and to implement the adopted Amendments with any required modifications.


Section 47. Effective Date - The County Board hereby finds that this Resolution shall be in full force and effect immediately upon its adoption by the Board and approval by the President of the County Board.

Approved and Adopted this 21st day of November 2024.



TONI PRECKWINKLE

President of the Cook County Board of Commissioners



Attest: **MONICA GORDON**, County Clerk





POLICIES

Cook County government is dedicated to delivering the highest levels of public service, while minimizing the use of taxpayer resources. The County recognizes that the best method for achieving this goal is to incorporate strong, goal-oriented financial policies and practices into all of its operations. Through the use of strategic planning and a sound resource allocation process, the County strives for fiscal resiliency that will ensure its core functions and mission are met even in the face of economic adversity.

The Cook County financial policies contained in this section provide a framework for the efficient and fiscally responsible management of County operations. The financial policies have been developed to (1) conform to Government Finance Officers Association (GFOA) and the National Advisory Council on State and Local Budgeting (NACSLB) best practices; (2) comply with the Cook County code of ordinances and State of Illinois statutes; and (3) provide various County entities with sound direction in managing the County's operations in an efficient and fiscally responsible manner.

1. BUDGETING POLICIES

ADOPTION OF A TIMELY BALANCED BUDGET

Cook County is committed to producing a balanced budget in a timely fashion.

The Cook County Board of Commissioners, in accordance with the applicable County code ordinance, will adopt an annual appropriation, which will appropriate sums of money to defray all necessary expenses and liabilities of Cook County. The County is committed to adhering to a balanced budget under normal circumstances and will provide disclosure when deviations are expected in either the preliminary budget forecast and/or executive budget recommendation before the start of the next fiscal year.

Illinois statute provides that the Board of Commissioners adopt the annual appropriation bill prior to or during the first quarter of each fiscal year. County ordinance requires a budget forecast to be published no later than June 30th in any given year, in order to identify both the expected year-end status of the current fiscal year and to provide an initial estimate for the ensuing fiscal year. An executive budget recommendation shall be presented no later than October 31st and be designed with the County's long-term financial outlook in mind, minimizing the use of non-recurring measures in favor of a structurally balanced approach. The final budget and appropriations are approved and adopted by the Cook County Board of Commissioners, with a target of adopting a balanced budget (where total revenues equal total expenses) prior to the start of the ensuing fiscal year. Adopting a structurally balanced budget before the start of the fiscal year allows for greater accountability and enhanced capacity to make mid-year corrections.

The annual budget document will also include:

- An overview of all available funding in a "Revenue Section".
- Identification of the key variables that affect the level of revenue.
- Assessments of the level at which capital investment can be made in a "Capital Budget".
- Identification of future commitments and resource demands in a long-term forecast.

MULTI-YEAR FORECASTING OF REVENUES AND EXPENDITURES

The County recognizes the importance of forecasting revenues, other resources and expenditures in order to understand the level of funding available for services and investment in capital improvement and equipment. The County will employ a conservative, but realistic forecasting approach, allowing it to forecast revenues and expenditures as accurately as possible, as well as provide conservative and optimistic scenarios. The approach shall also incorporate annual recommendations of the Independent Revenue Forecasting Commission. Assumptions for expenditure forecasts are consistent with parallel revenue and program performance assumptions. The forecasts shall be reviewed by the Independent Revenue Forecasting Commission. Forecasting methodology will incorporate the following elements:

- Analysis of historical, demographic, micro-economic, macro-economic and regulatory trends.
- Impact of strategic operational initiatives on future revenue and expenditures.
- Linear regression analysis for revenues to predict possible trends.

FINANCIAL POLICY REVIEW AND ADOPTION

Cook County will review the financial policies contained herein and any potential new policies annually during the budget process to ensure continued relevance and to identify any gap areas that should be addressed by new policies.

2. REVENUES

REVENUE DIVERSIFICATION

Prudent planning requires understanding the revenue streams that finance County operations. County revenue policies aim to achieve financial resiliency and thus minimize or eliminate service disruptions caused by revenue shortfalls through (1) limiting the exposure to one-time revenues; (2) conservatively estimating unpredictable revenues that fund ongoing expenditures; and (3) by diversifying its revenue base to avoid a single point of failure or overreliance on a single revenue solution.

The County requires a diversity of revenue sources in order to improve its ability to handle fluctuations in individual revenue sources associated with economic conditions. The County will review its projected revenue stream annually in conjunction with the executive budget recommendation in order to (1) improve its revenue diversity to the extent feasible, and (2) ensure that taxes levied do not pose an undue burden on County residents or businesses or result in adverse economic effects when measured against the associated public services provided.

ONE-TIME AND UNPREDICTABLE REVENUES

The County defines one-time revenues as those that cannot be relied on in future budget periods. In order to decrease the County's dependence on these types of revenues, as well as mitigate the risk of not having these revenues in the future, the County shall use one-time revenues sparingly for recurring expenses. Prior to using one-time revenue for recurring expenses, the County must ensure that the source is structurally sound and that other revenue sources have been ruled out or exhausted. The source of one-time revenues must be thoroughly vetted, and a determination must be made whether the revenue will be used for either general fund or capital expenditures. The County will identify the one-time non-recurring revenues and aggregate them within the Executive Budget Recommendation.

When dealing with unpredictable revenues, revenue estimates must be made in a conservative manner, and accompanied by a commitment to reduce expenditures mid-year if the updated revenue estimates within the mid-year budget forecast show revenues not meeting projections.

FEES

Cook County imposes certain user fees to fund the provision of goods and services. A fee is imposed as a result of the public need to regulate activities, typically related to health, safety, or other protective purposes. Fees result in the purchase of a privilege or authorization and are applied to such activities as building permits and certain property tax-related services.

Per County code, Cook County maintains a comprehensive list of County fees. Some fees may be set at levels sufficient to cover the entire cost of service delivery or the service may be subsidized, as the County deems appropriate. The County will systematically review user fees and rates and consider adjustments as necessary to take into account the effects of additional service costs and inflation and to ensure that the rates will continue to support direct and indirect costs of operations, administration, plant maintenance, debt service, depreciation of capital assets, and moderate system extensions. The fee setting process will include (1) a calculation of the full cost of providing a service to provide the basis for setting the fee; and (2) a periodic review of the fees to ensure they are set at competitive rates.

3. GRANTS

Cook County Grants Management Policies are developed and enforced to (1) strengthen the oversight and requirements for internal controls; (2) ensure accountability of County agencies managing grant funds; and (3) ensure compliance with applicable federal, state, and County laws and regulations.

Each County agency applies and implements grant programs based on agreed upon compensation, performance, regulations, and guidelines outlined by each granting agency through a written and executed grant agreement. The County will only seek out grants that are consistent with its public mission and stated priorities and when the cost of administering the grant is at least fully offset by the funds received.

All County agencies shall adhere to procedures outlined in the County's Grants Manual for general administration of the grant, including accounting, budgeting, revenue recognition, eligible expenditure and reporting.

4. ASSET MANAGEMENT, CAPITAL IMPROVEMENT PLANNING AND BUDGETING OF CAPITAL

The following policies establish the framework for the County's overall capital asset planning and management. They provide guidance for current practices and a framework for evaluation of proposals for future projects. These policies also seek to improve Cook County's financial stability by providing a consistent approach to long-term fiscal strategy.

CAPITAL BUDGET

The appropriation of the capital budget is part of the annual budget process. The capital budget will be directly linked to, and flow from, the multi-year Capital Improvement Program, the Transportation and Highway Program, and the annual Capital Equipment Program. Modifications, however, may be necessary based on changes in the project scope, funding requirements, or other issues.

CAPITAL IMPROVEMENT PLAN

The County's Capital Improvement Program (CIP) sets forth the plan for the design, construction and renovation of buildings and building systems, making them safe, functional, efficient, and cost-effective to deliver Cook County services to the public.

The CIP will be based on the capital renewal and deferred maintenance priorities of the County and will contain an analysis of the following:

- A 10-year plan for future investments
- The impact on future debt service costs
- The impact on the operating budget

CAPITAL FUNDING

Capital funding will be made using the following criteria:

- Use of debt to finance components of the capital budget will be used only when other financing sources have been evaluated and deemed unavailable.
- To the extent possible, improvement projects and major equipment purchases will be funded on a pay-as-you-go basis from existing or foreseeable revenue sources.
- All equipment with a useful life of less than 5 years will be funded through pay-as-you-go means.
- The County will prioritize equipment/projects costing less than \$150,000 and equipment/projects with lower useful life to be funded through pay-as-you-go means.
- The County will seek to decrease the planned budgeted expenditure on debt supported capital equipment every year with the goal of eventually funding capital equipment through pay-as-you-go means entirely, with the exception of large non-recurring multi-year initiatives to acquire entirely new depreciable technology.
- The County will limit and clearly identify any County personnel that are associated with a capital project to be funded from debt proceeds and will avoid the funding of recurring personnel costs from debt proceeds.

DEBT ISSUANCE

Because interest costs impact our taxpayers and long-term financial flexibility, debt financing should be utilized only for the creation or full replacement of capital assets. Debt (including capital leases) may only be used to finance capital, including land acquisition, not ongoing operations. Distinct projects that are financed through debt must have a useful service life at least equal to the debt repayment period.

FIXED ASSET INVENTORY

The County shall have a policy to inventory and assess all major capital assets annually. Accurate inventories of all physical assets, their condition, life spans, and cost will be maintained to ensure proper stewardship of public property.

ACHIEVEMENT OF MAXIMUM USEFUL LIFE

Cook County shall operate and maintain its physical assets in a manner that protects the public investment and ensures achievement of the assets' maximum useful lives. Establishing clear policies and procedures for monitoring, maintaining, repairing and replacing County equipment and essential components are central to good management practices. The County will develop written policies and procedures that address:

- Determination of ideal inventory totals per asset category.
- Multi-year planning for renewal and replacement cycles using steady state analysis.
- Determination of the best available funding stream for asset classes.
- Annual maintenance plans that avoid unnecessary deferred maintenance costs.

NEW FACILITIES

New County facilities will be planned within the overall business and service objectives of Cook County. To ensure that the public gains the maximum utility from the new facility or capital asset, the County will identify the full cost of building and operating the facility throughout its useful life. Resources generated from its operation or other sources will be identified to meet these needs. Acquisition or construction of new facilities shall be done in accordance with County adopted facility and/or master plans. Prior to approving the acquisition or construction of a new asset, an estimate of the full cost to operate and maintain the facility through its useful life and the plan for meeting these costs will be established.

5. DEBT MANAGEMENT

The County will prudently manage the issuance of debt to ensure that debt does not unduly burden County taxpayers or pose a risk to the County's credit ratings and overall credit worthiness.

Accordingly, the following self-imposed limitations will be observed:

- Direct debt will not exceed 1.25% of the estimated market value of County property or 4% of Equalized Assessed Valuation (EAV).
- Direct debt measured per capita will not exceed \$1,000.
- Annual debt service costs associated with long-term debt obligations, as measured by the Debt Service Fund, should not be reasonably projected to exceed 15% of all funds' operating expenditures of the County in any given year.
- Any capital project or equipment funded through the issuance of bonds will be financed for a weighted average period not to exceed the life of the project or equipment.
- Annual debt service growth (including any issuance of new money) is aligned with the Federal Reserve's long-term aim for inflation at 2% and capped at a \$400.0 million threshold.
- Variable rate debt will not exceed 20% of the total debt portfolio without a commitment to an analysis of variable rate assets and liabilities reflected on the County's balance sheet.
- Variable rate debt will not exceed 25% of total debt at any time.

The County may use various types of short-term borrowing as a cash management tool to provide interim financing for temporary cash flow deficits within a 12-month period and may not exceed in aggregate the amount of one month of general fund operating expenditures. Such types include, but are not limited to, short-term debt obligations (like commercial paper, tax anticipation notes, taxable short-term bonds, working cash notes, bond anticipation notes, lines of credit as well as any other appropriate instruments). In addition, the following processes will be observed:

- Communication will be maintained with bond and credit rating institutions, as well as capital market participants, lending institutions and financial advisors, regarding current and future financial conditions.
- Timely and comprehensive market disclosures will be provided, to include third-party credit agreements, budgets and Comprehensive Annual Financial Reports.
- Post filings promptly within 15 days of execution.

- In accordance with changes made in 2009 to Rule 15c2-12, those filings must be made electronically at the Electronic Municipal Market Access (EMMA) portal (www.emma.msrb.org).
- Maintain an up-to-date Investor Relations Page.
- Provide full and comprehensive disclosure of annual financial, operating and other significant information in a timely manner.
- The County's credit agreements will not contain immediate acceleration provisions and acceleration will only be allowed upon the completion of a tax levy, extension and collection cycle.
- Use of Swaps/interest rate derivatives may only be used to achieve a specific objective consistent with the County's overall Debt Policy and as a measure to reduce or hedge interest rate risks the County is otherwise exposed to, furthermore:
 - The County will not use interest rate swaps that are speculative in nature or increase the overall risk profile of the County.
 - The County will not execute such agreements with counterparties that are rated lower than A2/A/A from Moody's Investors Service/Fitch Ratings/Standard & Poor's and will require collateral from any counterparties that are downgraded below such a threshold.

6. OPERATING/CAPITAL EXPENDITURE ACCOUNTABILITY

At a minimum, on a quarterly basis, operating expenditures will be reviewed via the budget forecast to ensure that they follow the plan set forth by the current year's Adopted Appropriation. If the budget forecast finds that operating expenditures will exceed the Adopted Appropriation, corrective actions, such as expenditure reductions, shall be implemented.

An annual review of capital expenditures shall be completed. This shall include a review of capital expenditures and encumbrances in relation to both the current budget and over the entire life of the respective project. This will be completed in order to ensure that capital funding is being spent according to the original plan approved when funds were obtained. If funds are not being spent according to plan, corrective action shall be taken. Corrective actions can include, but are not limited to, expenditure reductions, reallocation of capital funds and the sweeping of associated funds.

Appropriations and authorized expenditures pursuant to Art. IX, Section 11 of the Illinois Constitution and the County's [Analysis of Safe Roads Amendment Expenditures Report](#) are for transportation purposes authorized by the 2025 Appropriation Bill and shall be charged against the Transportation Related Home Rule Taxes special purpose fund. The Director of Budget and Management Services is further authorized to deem additional appropriations and expenditures for transportation purposes per the Analysis of Safe Roads Amendment Expenditures Report.

ENCUMBRANCES

An encumbrance is an accounting transaction where funds from a specific budgetary account are claimed for a specific purpose. Encumbrances allow the County to properly fund services that have been rendered and invoiced, but not yet paid. A fiscally sound encumbrance policy allows the County to liquidate encumbrance balances that are no longer required, while ensuring that our financial obligations are fully funded.

Accordingly, all operating fund encumbrances are available for the fiscal year following the date they are issued. One year later, all associated purchase orders that have not been expended are cancelled, unless the Department of Budget and Management grants an extension per the using department's request. While capital improvement and capital equipment encumbrances tend to have a longer encumbrance period, they are still evaluated using the same methodology for operating fund encumbrances.

7. LONG-TERM FINANCIAL PLANNING STRATEGY

The County recognizes that long-term financial planning is a key process to the County's goal of being fiscally responsible. Within the Annual Appropriation, the County shall forecast general fund, transportation fund and health enterprise fund revenues and expenditures five years into the future. This forecast will help the County plan where to allocate resources in future budgets. This forecast shall be updated annually with each budget and published in Volume I of the Annual Appropriation. The revenue forecast will be informed by recommendations provided by the Independent Revenue Forecasting Commission (IRFC). The deliberations of the IRFC and their annual recommendation will be published on the County's website.

The County's long-range financial planning will help recognize the effects of economic cycles on the demand for services and the County's resources. Cook County financial planning will help ensure the delivery of needed services (many of which become more critical during economic downturns) by assuring adequate reliance on ongoing resources in order to support continued County services during economic downturns. The County is a major force in a complex regional economic system; hence, it must understand and anticipate changes in both regional and national economic trends in order to engage in strategic financial and management planning. Therefore, to the extent possible the long-term growth rate of the County's expenditures will be targeted to match the long-term growth rate of the County's revenue sources.

8. INVESTMENT MANAGEMENT

Cook County recognizes the need for a prudent, professional, and practical approach to the investment of its funds. The County shall maintain liquid cash balances that reflect its cash flow needs. It is the policy of the County to manage public funds in a manner that will meet cash flow needs, ensure security of principal, and provide the highest investment return while voluntarily complying with the Illinois Public Funds Investment Act (30 ILCS 235), although the County, as a home rule unit of government, is not bound by the Act. A separate investment policy is maintained by the Cook County Treasurer's Office.

Cook County acknowledges three inherent risks associated with investing public funds: (1) credit risk, the risk of investing in instruments that may default; (2) market risk (liquidity), the risk of selling an investment prior to maturity at less than book value; and (3) opportunity risk (yield/return), the risk of investing long term and having rates rise or investing short term and having rates fall, or foregoing investment income on a risk-adjusted basis based on inefficient investment selection.

The County will at all times consider actions to mitigate these risks. These include voluntarily abiding by the set of permitted investments authorized in the Illinois Public Funds Investment Act to reduce credit risk, maintaining good cash flow estimates to reduce market risk, and integrating knowledge of prevailing and expected future market conditions with cash flow requirements to reduce opportunity risk. As with investment decisions made with other public funds, the balance is weighted heavily towards avoiding risk; accordingly, safety first, liquidity second, and yield third.

9. FUND DIVERSITY AND STABILIZATION/FINANCIAL RESERVE POLICY

PURPOSE

In its effort to achieve financial resiliency, Cook County has established a diversity of funds. Some of these different funds are used to account for non-current liabilities, like workers' compensation and legal settlements, while others are self-supporting internal funds that contribute to efficient overhead services. The diversity of funds helps reduce the burden on the General Fund and keeps it from becoming a single source of fiscal stress.

Cook County will maintain a prudent level of financial resources to protect against reducing service levels or raising taxes and fees due to temporary cyclical revenue shortfalls or unpredicted one-time expenditures. The County recognizes that financial reserve funds provide the flexibility to respond to unexpected circumstances that may help the County achieve long-term fiscal objectives.

DEFINITIONS

GASB Statement 54 distinguishes fund balances based on the relative strength of the constraints that control the purposes for which specified amounts can be spent. Beginning with the most restrictive constraints, fund balance amounts will be reported in the following categories, though not all Governmental funds will have these fund balances:

- Non-spendable fund balance – amounts that are not in a spendable form (e.g., inventory) or are legally or contractually required to be maintained intact (e.g., permanent fund principal).
- Restricted fund balance – amounts that can be spent only for the specific purposes stipulated by external parties either constitutionally or through enabling legislation (e.g., grants or donations).
- Committed fund balance – amounts that can be used only for the specific purposes determined by a formal action of the Cook County Board of Commissioners (the “Board”). Commitments may be changed or lifted only by referring to the formal action that imposed the constraint originally (e.g. the Board’s commitment in connection with future construction projects).
- Assigned fund balance – amounts intended to be used by the government for specific purposes. Intent can be expressed by the Board or by a designee to whom the governing body delegates the authority. In non-major governmental funds, the assigned fund balance represents the amount that is not restricted or committed. In major governmental funds (like the General Fund) the assigned fund balance represents amounts that are intended to be used by the government for a specific purpose.
- Unassigned fund balance – includes all amounts not contained in other classifications and is the residual classification of the General Fund only. Unassigned amounts are available for any legal purpose. The unassigned category is also used to fund any deficit balance amounts.

POLICY

Cook County’s financial reserve policy is to maintain an unassigned fund balance for the General Fund (“unassigned fund balance”) of no less than two months (16.67%) or “floor”, and a “ceiling” of three-months-worth (25.0%), of the General Fund’s and Transportation Related Home Rule Taxes Fund’s total expenditures, plus total other financing uses (e.g. transfers out) from the most recent audit, excluding the Self-Insurance Account. This calculation will be based on the values reported in the Statement of Revenues, Expenditures and Changes in Fund Balance of Governmental Funds in the most recently published Comprehensive Annual Financial Report.

MINIMUM UNASSIGNED FUND BALANCE

Should the unassigned fund balance fall below the two-month “floor”, the County will develop an action plan to replenish it in coordination with the annual adopted budget. The action plan will include the unassigned fund balance from the most recent audit, an estimate of the current year’s ending unassigned fund balance, the assigned fund balance, and a projection of the following three-year’s-ending unassigned fund balance (as needed) derived from the County’s annual long term financial plan. It will also address potential remedial actions that may need to be approved by the Board to achieve the two-month threshold over the next one-to-three years, as necessary, to return the balance to the two-month floor. The CFO may return to the unassigned fund balance any portion of a previously assigned fund balance in order to replenish it.

MAXIMUM UNASSIGNED FUND BALANCE

If the unassigned fund balance should exceed the three-month “ceiling,” the County can use these funds to pay for non-recurring expenses, an outstanding liability (i.e. Pension or Other Post-Employment Benefits (OPEB) or bonded debt) or transfer it to a committed or assigned fund balance in the following fiscal year, subject to the level of approval necessary in the definitions above. Appropriation of any excess unassigned fund balance for any of these uses will be approved in the annual adopted budget and should only be considered if doing so will mean that the projected unassigned fund balance at year-end will not fall below the two-month floor in the upcoming fiscal year.

ASSIGNED FUND BALANCE

The County will maintain an assigned fund balance for the following purpose(s):

Pension Stabilization Fund Reserve: The value retained in the General Fund’s fund balance for Pension Stabilization will be determined by the CFO and may be used to offset unanticipated increases in the pension contributions to the Annuity and Benefit Fund, subject to the adoption of the Resolution and the Annual Appropriation Bill.

Self-Insurance Fund Reserve: The value retained in the General Fund’s fund balance for Self-Insurance will be determined by the CFO, in consultation with the Director of Risk Management, and may be used to offset unanticipated settlements and legal costs, subject to the adoption of the Resolution and the Annual Appropriation Bill.

Infrastructure and Equipment Fund Reserve: The value retained in the General Fund’s fund balance for the Infrastructure and Equipment Fund will be determined by the CFO and may be used to reduce borrowing costs related to:

- Capital projects, including, but not limited to, those associated with environmental, conservation, and social justice initiatives, juvenile programs, local water infrastructure, and other emergency capital infrastructure expenses that mitigate or address the impact of climate change in the region, and
- Capital assets, including, but not limited to, enhanced technology and capital equipment with a useful life of 5 years or less

The above uses are subject to adoption of the Resolution and the Annual Appropriation Bill.

Equity Fund Reserve: The value retained in the General Fund’s fund balance for the Equity Fund reserve account may be used to sustain current Equity Fund programs, as well as equity-focused ARPA programs beyond the eligible ARPA spending period, subject to the adoption of the Resolution and the Annual Appropriation Bill.

ARPA Program Sustainability Reserve: The value retained in the General Fund’s fund balance for the ARPA Program Sustainability Reserve will be determined by the CFO and may be used to sustain existing, Board-approved ARPA programs beyond the ARPA eligible spending period, contingent upon a determination by the CFO that the County has exhausted all other reasonable means of funding the programs.

Cook County Health Reserve: The value retained in the General Fund’s fund balance for the Cook County Health Reserve will be determined by the CFO and may be used to offset unanticipated costs related to the provision of care, contingent upon a determination by the Chief Financial Officer of Cook County that the Cook County Health and Hospital system has exhausted all other reasonable means of controlling costs or collecting revenues to offset the impact of an extenuating circumstance beyond their control, subject to the adoption of the Resolution and the Annual Appropriation Bill.

The Health Plan Services Reserve: The value retained in the Health Plan Services Reserve will be determined by the CFO in coordination with the CEO of the County's Health Plan Services provider. Reserves may be utilized for health plan expenses when any of the following situations occur:

- Claims payments are aged greater than 90 days,
- Health Plan Services is no longer contracted and receiving capitation payments but must fund remaining claim amounts and expenses,
- Delays in health plan capitation payments are experienced greater than 90 days,
- The Health Plan Services Reserve exceeds industry-standard metrics for reserves, as defined by the Department of Insurance Risk-Based Capital standards, by more than 125%, provided that amounts utilized shall not cause the amount to decrease below 100% of the Risk-Based Capital standard, or
- If a situation arises that may necessitate the use of Health Plan Services Reserves for Health Plan Services expenditures that are not listed in this section, approval of the Cook County Health Board and County Board shall be required.

10. SELF-INSURANCE FUND

Cook County shall maintain a Self-Insurance Fund for employee health benefits, life insurance, unemployment compensation, workers compensation and liability related claims and expenses arising from operations. The purpose of the Self-Insurance Fund is to centralize and mitigate risk to the County and provide certainty to the operating units, while properly allocating indirect costs to operational units. The County will establish a premium or premium equivalent to represent the actuarial estimate of specific health plans based on which funds will be appropriated to each department within the General, Health Enterprise, Special Purpose, and Grant Funds annually. On a monthly basis, the premium or premium equivalent will be charged to each department and credited to the Self-Insurance Fund. The premium equivalent calculation shall be revised as necessary, but at least annually. The County will also establish an actuarial estimate of liability claim payments and an estimate of projected workers compensation payments which will be appropriated to the General and Health Enterprise Funds annually. On a monthly basis, the cost of workers compensation and liability claims will be credited to the Self-Insurance Fund.

Cook County recognizes that it is prudent to maintain a sufficient level of financial resources to protect against reducing service levels or raising taxes or fees due to large, unexpected or catastrophic events. The County shall strive to maintain a fund balance in the Self-Insurance Fund of not less than the three-year average of claims and payments, notwithstanding fiscal years 2020 and 2021 which were impacted by the COVID-19 pandemic, for worker's compensation and liability claims, to provide financial support to cover unforeseen or catastrophic events and emergencies not covered by any stop-loss insurance procured by the County. However, the intent is not to accumulate a fund balance in the Self-Insurance Fund that is greater than what is required to offset the volatility inherent in such claims. At the end of the fiscal year, if the fund balance is greater than one and a half times the three-year average of claims and payments, notwithstanding fiscal years 2020 and 2021 which were impacted by the COVID-19 pandemic, for workers compensation and liability claims, only then may funds be transferred to the General Fund for operating purposes at the request of the Chief Financial Officer (CFO).

11. ACCOUNTING, AUDITING & FINANCIAL REPORTING

Regular monitoring of budgetary performance provides an early warning of potential problems and gives decisionmakers time to consider actions that may be needed if major deviations in budget-to-actual results become evident. It is also an essential input in demonstrating accountability.

An open government is essential for citizen-driven governance. The importance of this aspect in financial reporting cannot be overstated. Regular and frequent reporting is necessary to provide accountability, educate and inform stakeholders, and improve their confidence in County government. The financial reporting process should include the following criteria:

- The documentation of accounting policies and procedures will be evaluated annually and updated periodically, no less than once every three years, according to a predetermined schedule.
- Maintain an accounting system adequate to provide all of the data needed to allow for the timely preparation of financial statements for the entire financial reporting entity in conformity with GAAP and GASB standards.
- Issue timely audited financial statements, no greater than 180 days after the completion of the fiscal year, in conformity with GAAP and GASB standards as part of a Comprehensive Annual Financial Report.
- On or before June 30th of each year, the Department of Budget and Management Services shall issue an assessment of the fiscal condition of the County prior to the next year's budget cycle in the form of a budget forecast.
- On or before September 1st of each year, the Cook County Board President shall conduct a public hearing on the budget forecast to hear from the public on budget priorities. This input will be taken into account as the executive budget is prepared.
- The Executive Budget Recommendation shall be presented to the Cook County Board of Commissioners by October 31st of each year.

12. PERFORMANCE MANAGEMENT

The use of performance measures and standards in the planning and resource allocation processes, as well as the public reporting of performance information, will result in a more efficient and effective utilization of County resources. Performance management will also yield improved results for the public and will ensure that the County as a whole is addressing its core functions and mission.

Cook County believes performance management can assess accomplishments and identify areas for improvement on an organization-wide basis. Performance management is used in both long-term and short-term strategic planning and decision-making processes that in turn drive financial performance. The goals and initiatives derived from performance management are used to appropriately determine the allocation of limited county resources.

Performance management utilizes a statement of program mission that identifies the goals and objectives of functional areas within the County. The goals and objectives are prioritized in order to allocate resources over a specific period of time. The outcomes from the objectives must be verifiable, understandable and timely.

These benchmarks are evaluated for program efficiency and effectiveness, which are constantly assessed for improvement. A transparent outcome evaluation is produced which allows for managerial decision-making.

13. EQUITY IN FINANCIAL DECISION-MAKING

Cook County recognizes the disparate impact of many of our revenue sources. Many of the County's revenue streams are regressive by nature. Flat taxes, such as the sales tax, place a higher burden on low-income communities and communities of color, in that these communities often have access to less financial resources, and must pay a higher proportion of their disposable income in order to pay the same amount in taxes as wealthier communities. As a part of our responsibility to promote Open Communities and ensure the best and most equitable use of taxpayer dollars, we commit to limiting our reliance on additional regressive revenue sources.

By endeavoring to forecast our revenues as accurately as possible, we can ensure that we do not raise the existing financial burden on these communities beyond what is required for the functioning of the County government. In the long run, this could allow us to begin correcting historical and current disinvestment in low-income communities and communities of color.

We commit to considering and tracking the specific burdens and historical contexts of the communities we are taxing. By holding true to these principles, we can lower the burdens placed disproportionately on low-income communities and communities of color, while simultaneously ensuring that resources are allocated more equitably to these communities going forward.

COOK COUNTY ANTI-FRAUD POLICY

PURPOSE

Cook County Government is committed to maintaining an environment containing high standards of honesty and ethical behavior by its Officials, Agencies, Board or Commissioner Appointees and Employees. The purpose of this Cook County Government Anti-Fraud Policy ("Policy") is to:

- Prohibit dishonest acts and/or fraudulent activity;
- Advise Officials, Agencies, Appointees and Employees of their responsibility to report suspected fraudulent activity;
- Guide appropriate behavior;
- Assign responsibility for the development of adequate management controls;
- Identify responsibility for performance of investigations relating to allegations of fraud; and
- Inform all Officials, Appointees and Employees regarding their obligations not to engage in fraud, and to assist in deterring fraud, as part of their fiduciary duties to the County.

SCOPE OF POLICY

This policy applies to any fraud, or suspected fraud, involving Officials, Agencies, Appointees or Employees. This Policy supplements, but does not supersede, any fraud-related provisions of the Cook County Independent Inspector General Ordinance, Cook County Ethics Ordinance, Cook County Auditor Ordinance, and the Cook County Procurement Code.

DEFINITIONS

AGENCY OR AGENCIES OF THE COUNTY means offices and departments under the jurisdiction of the Cook County Board President, the Cook County Board of Commissioners, Cook County Health and Hospitals System, Cook County State's Attorney, Cook County Sheriff, Cook County Public Defender, Clerk of the Circuit Court of Cook County, Cook County Treasurer, Cook County Clerk, Cook County Assessor, Chief Judge of the Circuit Court of Cook County, Cook County Board of Review, the Office of the Independent Inspector General, the Cook County Land Bank Authority, and the Cook County Public Administrator.

APPOINTEE means individuals appointed by an Official to any Boards or Commissions created by State Statute or County Ordinance whose members are appointed by the President or Official and is subject to the approval, confirmation or advice and consent of the Cook County Board.

BOARD OR COMMISSION means any Board or Commission created under County Ordinance or State Statute whose members are appointed by the President or Official subject to the approval, confirmation or advice and consent of the County Board.

COOK COUNTY OR COUNTY means Cook County Government and Agencies of the County.

EMPLOYEE means an individual employed by an Agency whether part-time or full-time or by a contract of employment.

FRAUD OR FRAUDULENT ACTIVITY means a deceptive act committed with the intent to secure an improper benefit to oneself or another. A fraudulent act may also involve an omission designed to conceal or mislead.

OFFICIAL means any elected official (or appointed official) of any Agency of the County, regardless of whether the official is compensated.

CONDUCT CONSTITUTING FRAUD

A fraudulent act encompasses a broad range of behavior, including anything calculated to deceive another, whether by presenting false information or concealing the truth. It is conduct involving dishonesty and is willful in nature. As used in this Policy, the term “fraud” and “fraudulent activity” may include, but is not limited to, the following conduct:

- Forgery or alteration of any document or account belonging to the County;
- Forgery or alteration of a check, bank draft, or any other financial document;
- The provision of false or misleading information in a County document or record made with the intent to deceive;
- Misappropriation or theft of funds, services, securities, supplies, or other assets through deceit or willful scheme;
- Impropriety in the handling or reporting of money or financial transactions, when done with an intent to deceive;
- Offering, accepting, or seeking bribes or illegal gratuities;
- Destruction, removal or inappropriate use of Cook County Government property, records, or equipment, when done with an intent to deceive;
- Conduct that involves ghost-payrolling or timecard fraud, including assisting another in this conduct.

DUTIES AND RESPONSIBILITIES

- Officials, Appointees and Employees have a duty to comply with all applicable Federal, State, and County laws, rules, regulations, and policies.
- Officials, Appointees and Employees should be alert for any indication of fraud within their areas of responsibility.
- Any Official, Appointee or Employee of Cook County Government who has a reasonable basis for believing a fraudulent act has occurred, or is occurring, has a responsibility to report such activity to the Office of the Independent Inspector General and, if appropriate, his or her supervisor or department head.
- Any manager who receives a report of fraudulent activity from a subordinate must conduct a reasonable investigation into the matter and, if warranted, report such activity to the Office of the Independent Inspector General without undue delay. Reporting detected or suspected fraud to the Office of the Independent Inspector General in no way limits management’s ordinary responsibility to investigate detected or suspected fraud itself and impose appropriate discipline on subordinates. In addition to the Office of the Independent Inspector General, management may report detected or suspected fraud to other appropriate authorities if warranted.
- Any Official, Appointee or Employee who is unsure if an event or situation constitutes a violation of the Policy may contact the Board of Ethics, the Office of County Auditor, or Office of the Independent Inspector General for consultation or clarification.
- Agencies are responsible for establishing and maintaining proper management controls that will provide for the security and accountability of the resources entrusted to them. The Board of Ethics, Office of County Auditor, and Office of the Independent Inspector General can be consulted for additional information or assistance in establishing such controls.
- Annual countywide training will be provided by the Board of Ethics, Office of County Auditor, and Office of the Independent Inspector General. Officials and Employees have a responsibility to take this training when it is provided and to assist in the provision of this training within their Agencies as requested by the Board of Ethics, Office of County Auditor, or Office of the Independent Inspector General. A copy of the training will be provided to Appointees upon appointment.

NON-RETALIATION

No Official, Appointee, or Employee who has acted in accordance with the reporting requirements of this Policy shall be:

- Disciplined or threatened with disciplinary action for following the Policy
- Retaliated against, punished, harassed, or penalized for following the Policy
- Intimidated or coerced in retaliation for reporting fraud or fraudulent activity in accordance with this Policy
- Employees found to have engaged in retaliatory conduct shall be subject to discipline, up to and including discharge

FALSE ALLEGATIONS

It shall also be a violation of this Policy for any complainant to knowingly make a false allegation of fraudulent activity and/or to make an allegation with reckless disregard for its truth and that is intended to be disruptive or to cause harm, or to harass another individual. Any violation of this section will result in disciplinary action, up to and including discharge.

CONFIDENTIALITY

Any Official, Appointee or Employee contacted with respect to a suspected fraud or an ongoing audit/investigation into fraudulent activity shall treat the matter in a confidential manner. Any violation of this section may result in disciplinary action, up to and including discharge.

SANCTIONS

- In accordance with applicable personnel rules, employees may be suspended or placed on administrative leave during the course of an investigation into allegations involving fraud.
- Employees found to have participated in fraudulent activity may be subject to disciplinary action, up to and including discharge from employment, criminal prosecution, or civil action, and/or fines levied by the Board of Ethics, consistent with the Cook County Ethics Ordinance.
- Employees found to have knowledge of fraudulent activity and who knowingly failed to report the activity may be subject to disciplinary action up to and including discharge from employment.

STATUTORY REFERENCES

Sources of County law related to the protection of the County against fraud include but are not limited to the following:

- Cook County Independent Inspector General Ordinance – Cook County Code, Ch. 2, Art. IV, Sec. 2-281, et seq.
- Cook County Ethics Ordinance – Cook County Code, Ch. 2, Art. VII, Sec. 2-541, et seq.
- Cook County Auditor Ordinance – Cook County Code, Ch. 2, Art. IV, Sec. 2-311, et seq.
- Cook County Procurement Code – Cook County Code, Ch. 34, Art. IV, Sec. 34-120, et seq.



GLOSSARY OF TERMS

ACCRUAL BASIS	An accounting method where expenditures are recorded when goods and services are received and where revenues are recorded when they are earned. It does not take into account when the payment was made or received.
ADMINISTRATION	A functional grouping of County departments that provide select services to other County departments and offices, and to the general public.
ANNUAL APPROPRIATION BILL	An Ordinance approved by the Cook County Board of Commissioners establishing the budget for Cook County government for the fiscal year.
ANNUAL BUDGET	The financial plan for maintaining Cook County government for one 12-month period.
ANNUAL COMPREHENSIVE FINANCIAL REPORT	The official annual report stating the financial position and result of operations of Cook County for the fiscal year. It incorporates an opinion on the Report's general-purpose financial statements by an independent certified public accounting firm.
APPROPRIATION	The legal authorization granted by the Cook County Board of Commissioners to make expenditures and to incur obligations for specific purposes. An appropriation is usually limited in amount and as to the time when it may be expended.
ASSESSED VALUATION	The estimated value of all land and real property in Cook County. The valuation is used as the basis for computing the Property Tax Levy.
AUTO ASSIGNMENT	The process where individuals enrolled in Medicaid who did not select a managed care plan are assigned a health plan based on the State's algorithm. Changes in the levels that are auto-assigned to CountyCare impact membership levels.
BALANCED BUDGET	A budget that has total revenues equal to total expenses.
BOND	A written promise to pay a specified sum of money (called the face value or principal amount) at a specified date or dates in the future, called the maturity date(s), together with periodic interest at a specified rate.
BONDED DEBT	The portion of indebtedness represented by outstanding bonds.
BUDGET	The budget is an estimate of proposed expenditures and the proposed means of financing them.
BUDGETARY ACCOUNTS	Accounts used to enter the formally adopted annual operating budget into the General Ledger.
BUDGETARY CONTROL	The management of a government in accordance with an approved budget to monitor and control expenditures within the limitations of approved appropriations and available revenues.

BUREAU	Organizational unit in which departments with related missions report to single executive such as a Bureau Chief. Cook County has a Bureau of Administration, Bureau of Economic Development, Bureau of Finance, Bureau of Human Resources, Bureau of Technology, and Bureau of Asset Management.
BUSINESS UNIT (COST CENTER)	The division of the County which may require an income statement or balance sheet. This is where all accounting transactions are recorded. For the purpose of recording expenses, these divisions were previously called sub-activities or cost centers.
CAPITAL BUDGET	The estimate of capital project costs. It sets forth each project and equipment purchase, and specifies the resources estimated to be available to finance the projected expenditures.
CAPITAL EQUIPMENT	Physical and intangible property that are, valued at \$5,000 or more , are non-recurring in nature ,depreciable and have a useful life of multiple years, such as: institutional equipment, office furnishings and equipment, patents, copyrights computer equipment, vehicles, automotive equipment, telecommunications equipment, and other equipment.
CAPITAL EXPENDITURES	Expenditures resulting in the acquisition of, or addition, to the County's general fixed assets.
CAPITAL IMPROVEMENT	Improvements or additions to fixed County assets and the acquisition of new County assets. Capital Improvements are detailed in a separate section of the budget and are financed through the direct issuance of bonds.
CAPITAL RENEWAL	A systematic management process to plan and budget for known cyclic repair and replacement requirements that extend the life and retain usable condition of facilities and systems. Capital renewal is a planned investment program that ensures that facilities will function at levels commensurate with the facilities mission. Included are major building and infrastructure systems and components that have a maintenance cycle in excess of one year.
CASH BASIS	Basis of accounting that recognizes transactions or events when related cash amounts are received or disbursed.
CHARGEBACK	A transaction used for the financing of goods or services provided by one department to other departments or agencies of a government, or to other governments to reimburse costs.
CHART OF ACCOUNTS	<p>A chart detailing the system (numbered and descriptive) of general ledger accounts used to designate funds, expenditures, revenues, and balance sheet accounts.</p> <p>Operating Accounts — Provide funding for the purchase of goods and services deemed necessary throughout the fiscal year, excluding purchases categorized as Capital Outlay (See Object Classification).</p>

Capital Accounts (New/Replacement) — These funds provide financing for the purchase of capital equipment. Capital Equipment is defined as durable goods with a useful life of five or more years.

Major Capital Accounts — These funds provide funding for certain projects with requirements and with a depreciable life of at least five (5) years.

Major Lease of Capital Accounts — These funds provide funding for projects that would benefit from lease financing arrangements. Projects include the lease of the mainframe computer, mainframe printers, and large capacity document printers.

CORPORATE FUND

The funds used to account for all financial resources attributable to government management and supporting services; control of environment; assessment, collection, and distribution of taxes; election; economic and human development; and transportation.

COST-OF-LIVING ALLOWANCE (COLA)

A periodic adjustment to salaries and wages to allow for inflation.

DEBT

An obligation resulting from the borrowing of money or from the purchase of goods and services.

DEBT SERVICE REQUIREMENTS

The amount of money required to pay interest on outstanding debt, the principal of maturing bonds and required contributions to accumulate money to pay off term bonds.

DEFERRED MAINTENANCE

The practice of postponing maintenance activities such as repairs on both real property (i.e., infrastructure) and personal property (i.e., equipment) in order to save costs, meet budget funding levels, or realign available budget monies. The failure to perform needed repairs could lead to asset deterioration and ultimately asset impairment. Generally, a policy of continued deferred maintenance may result in higher costs, asset failure, and in some cases, health and safety implications.

DEPARTMENT

A unit of Cook County government.

DEPRECIATION

A reduction in the value of an asset with the passage of time.

DERIVATIVES

A contract whose value is determined by performance of the underlying asset. The most common underlying assets include stocks, bonds, commodities, currencies, interest rates and market indexes.

DIRECTED PAYMENTS

Payments from the State of Illinois that Medicaid managed care organizations (MCO) pass through to healthcare providers that are intended to fund the difference between the cost-based rates established by the State and the rates that Medicaid MCOs pay to healthcare providers.

EMPLOYEE EXPENSES

A sub-category of the Personal Services object classification. Employee expenses consist of expenditures that are related to employees, but not considered salary or fringe benefits. An example of an employee expense would be the cost of a training program or professional seminar.

ENCUMBRANCES	Encumbrances represent the estimated amount of expenditures from unperformed contracts that would occur if the unperformed contracts in process are completed. Expenditures and liabilities, as defined by GAAP, are not encumbrances. GAAP is a set of accounting standards created by the Financial Accounting Standards Board to create financial consistency and transparency across organizations.
ENTERPRISE FUND	Budget and accounting units created for particular self-sustaining operations, to separate the revenue and financial control of such operations from the County's General Fund.
EQUALIZED ASSESSED	The assessed value of real property, as determined by the Cook County Assessor, multiplied by an annual equalization factor determined for the County by the Illinois Department of Revenue. The Assessed Valuation is the basis for levying property taxes.
EXPENDITURE	Any use of financial resources by Cook County for the provision or acquisition of goods and services for operations, debt service, capital outlay, transfers, or other financial uses.
FISCAL YEAR	A 12-month period for which the Annual Appropriation Bill is enacted. For Cook County, the fiscal year begins on December 1 and ends on November 30 of the succeeding year.
FRINGE BENEFITS	Personnel costs (hospitalization insurance, dental insurance, vision insurance, life insurance, employer match of employee's Medicare contribution, and pension) supplemental to an employee's salary or wages which are paid wholly or in part by the County.
FULL TIME EQUIVALENT (FTE)	A position converted to the decimal equivalent of a full-time position based on 2,080 hours per year. A full-time position would be 1.0 FTE while a parttime position scheduled for a 20-hour week would be 0.5 FTE.
FUNCTION	Specific (or like group) activities or organizational units directed at attaining specific purposes or objectives. The principal functions of Cook County are health care, courts, corrections, assessment of real property, and the collection of property taxes.
FUND (COMPANY)	An independent, self-balancing account used to record revenue and expenditures within the budget. For Cook County, the major funds are the General Fund, comprised of Corporate and Public Safety; the Health Enterprise Fund; the Self-Insurance Fund, Annuity and Benefits Fund, Capital Projects Fund, and the Debt Service Fund.
FUND BALANCE	The difference between assets and liabilities of governmental funds.

FUND TYPES

Enterprise — Budget and accounting units created for particular purposes, particularly self-sustaining operations, to separate the revenue and financial control of such operations from the General Fund.

Fiduciary — Funds that are used to account for assets held in trust by the Cook County Government for the benefit of individuals or other entities.

Governmental — Funds that are not concerned with profitability and usually rely upon a modified accrual basis. This involves recognizing revenue when it becomes both available and measurable, rather than when it is earned.

Major — Local governments often manage and account for their financial activities in a limited number of funds, designated as major funds.

Special Revenue — Fund types that are required to account for the use of revenue earmarked by the law for a particular purpose.

GENERAL FUNDS

The funds used to account for all financial resources, except those accounted for in special purpose funds, grant funds and enterprise funds. The General Fund consists of the Corporate and Public Safety Funds.

GENERAL OBLIGATION DEBT

Debt backed by the full faith and credit of Cook County government.

GENERAL PUBLIC

The individuals that Cook County serves.

GRANTS

Contributions of cash or other assets from another government, public or private foundation, or department to be used for a specified purpose, activity, or facility.

GROSS BONDED DEBT

The total amount of direct debt that is composed of outstanding bonds.

HOME RULE COUNTY

Public domain fixed assets such as roads, bridges, curbs and gutters, streets and sidewalks, drainage systems, lighting systems, and similar assets that are immovable.

INFRASTRUCTURE

Public domain fixed assets such as roads, bridges, curbs and gutters, streets and sidewalks, drainage systems, lighting systems, and similar assets that are immovable.

INSURANCE

The transfer of risk of loss from one party (the insured) to another party (the insurer) in which the insurer promises to pay the insured (or others on the insured's behalf) an amount of money for economic losses sustained from specific events.

INTERGOVERNMENTAL REVENUES

Revenues from other governments (federal, state, and local) in the form of grants, entitlements, or shared revenues.

INVESTMENTS

Securities and real estate held for income in the form of interest, dividends, rentals, or lease payments.

LEASE PURCHASE AGREEMENTS	Contractual agreements that are termed leases, but in substance, are purchase contracts.
LEVEL OF SERVICE	Used generally to define the current services, programs, activities, and/or facilities provided by a government to its residents.
LINE-ITEM BUDGET	The presentation of the County's budget in a form which lists each expense in a separate line along with the dollar amount budgeted.
LONG-TERM DEBT	Any obligation of the County with a remaining maturity term of more than one year.
MAJOR CAPITAL EQUIPMENT	Certain equipment items involved in projects with funding requirements greater than \$1,000,000 and with a depreciable life of greater than five (5) years.
NONRECURRING REVENUES	Revenues collected by the County that are unique and occur at one time only, or follow a sporadic, unpredictable pattern.
OBJECT ACCOUNT	The numeric system that uniquely distinguishes each account in the County's Chart of Accounts.
OBJECT CLASSIFICATION	<p>The categorization of expenditures grouped by similarity of purpose. For Cook County, the following object classifications are used:</p> <p>Personal Services includes expenditures for salaries and wages, fringe benefits, and other costs directly related to the support of employees. All budgetary accounts 501000 through 501999 are included in this object classification.</p> <p>Contractual Services includes expenditures for routine office/department activities such as printing, transportation, communications and other purchased services. Also, included in this classification are all professional and technical services contracted by Cook County. All budgetary accounts 520000 through 521999 are included in this object classification.</p> <p>Supplies and Materials includes expenditures for necessary supplies for each department. All budgetary accounts 530000 through 531999 are included in this object classification.</p> <p>Operations and Maintenance includes expenditures for routine operation and maintenance, such as utility costs and repair of equipment. All budgetary accounts 540000 through 540999 are included in this object classification.</p> <p>Rental and Leasing includes expenditures for the rental and leasing of office, automotive, medical equipment, and facilities. All budgetary accounts 550000 through 550999 are included in this object classification.</p> <p>Capital Outlay includes expenditures for the acquisition of fixed assets including land, buildings, and equipment. All budgetary accounts 560000 through 560999 are included in this object classification.</p>

	<p>Contingencies and Special Purpose Appropriations includes various unanticipated and estimated expenditures, and reserves. All budgetary accounts 580000 through 589999 are included in this object classification.</p>
OFFICE	<p>A unit of Cook County government. Offices are generally managed by elected County officials. However, the term is also used to designate some nonelective units of County government.</p>
OPERATING BUDGET	<p>The primary means by which most of the financing, acquisition, spending, and service delivery activities of a government are controlled. The Operating Budget excludes capital improvements.</p>
PER MEMBER PER MONTH (PMPM) RATE	<p>A set amount paid by the State of Illinois to Medicaid Managed Care Organizations for each of their members. Rates vary by population group and are determined based on data from all Medicaid managed care plans in the region. The State considers the acuity of members in each of the health plans and reallocates funds to plans with higher member acuity, as a health plan with higher member acuity will likely have higher costs.</p>
PERFORMANCE-BASED BUDGETING	<p>Performance-based budgeting uses statements of missions, goals, and objectives to explain why the money is being spent. It is a way to allocate resources to achieve specific objectives based on program goals and measured results.</p>
PROGRAM	<p>The functional units of a County Department or Agency focused on particular objectives and further delineated with employee and cost data specific to that function.</p>
PROGRAM INVENTORY	<p>A comprehensive listing of services offered by each Cook County Agency or Department to both external and internal users; organized to provide transparency into Cook County governmental services provided to Cook County residents, employees, and elected officials.</p>
PUBLIC SAFETY FUND	<p>The funds used to account for all financial resources attributable to the protection of persons and property (corrections and courts), to include the costs of administering laws related to vehicles and transportation; and government management and supporting services related to ensuring public health and safety in postmortem examinations.</p>
RESERVED FUND BALANCE	<p>Those portions of fund balance that cannot be used for expenditure or that are legally restricted for a specific future use.</p>
REVENUE	<p>The amount of monies collected from taxes, fines, fees, and reimbursements from others for the purpose of financing governmental operations and services.</p>

REVISED REQUEST	A modification to a department's initial request, as deemed necessary, by a department; in conjunction with the Department of Budget and Management Services.
RISK MANAGEMENT	Use of the various ways and means to avoid accidental loss, or to reduce its consequences if it does occur.
SPECIAL PURPOSE FUNDS	These funds are used to account for the proceeds from special revenue sources, and the expenditures for specified or restricted purposes.
TAX EXTENSION	The process of calculating tax rates for all local governments.
TAX LEVY	The total dollar amount of the Cook County Annual Appropriation Bill that is to be covered by property taxes.
TAX RATE	The rate calculated to generate the revenue required from the tax levy. For Cook County, the rate is determined by dividing the final tax levy by the total Equalized Assessed Valuation of County real property.
TRANSPORTATION FUND	The funds used to account for all transportation-related expenses authorized under Article IX, §11 of the Illinois Constitution (also known as the "Safe Roads Amendment"), including the costs of administering laws related to vehicles and transportation.
TURNOVER ADJUSTMENT	The amount used to adjust the projected spending in salaries to account for the decrease in expenditures resulting from vacated positions.
ZERO-BASED BUDGETING	A budgeting approach which breaks down service delivery functions into meaningful identifiable unit costs. Resources are allocated based on the fundamental level of service and budget priorities.

ACRONYMS

ACA	Affordable Care Act
ACHN	Ambulatory and Community Health Network
ADA	Americans with Disabilities Act
AOIC	Administrative Office of the Illinois Courts
ARPA	American Rescue Plan Act
BAM	Bureau of Asset Management
BHC	Building Healthy Communities Initiatives
BHR	Bureau of Human Resources
BIPA	Benefits Improvement Protection Act
BOT	Bureau of Technology
CAGR	Compound Annual Growth Rate
CCAB	Criminal Court Administration Building
CCB	Leighton Criminal Court Building
CCC	Clerk of the Circuit Court
CCDPH	Cook County Department of Public Health
CCH	Cook County Health and Hospitals System
CCSO	Cook County Sheriff's Office
CDOT	Chicago Department of Transportation
CEO	Chief Executive Officer
CEP	Capital Equipment Program
CFO	Chief Financial Officer
CIP	Capital Improvement Program

CMAQ	Congestion Mitigation and Air Quality
CODE	Council on Digital Equity
COLA	Cost of Living Allowance
CPI-U	Consumer Price Index for All Urban Consumers
CPO	Chief Procurement Officer
CREATE	Chicago Region Environmental and Transportation Efficiency
CTA	Chicago Transit Authority
CTAA	Criminal and Traffic Assessment Act
DBMS	Department of Budget and Management Services
DCPP	Department of Capital and Policy
DEMRS	Department of Emergency Management and Regional Security
DES	Department of Environment and Sustainability
DFM	Department of Facilities Management
DOC	Department of Corrections
DOTH	Department of Transportation and Highways
DSH	Disproportionate Share Hospital
EAV	Equalized Assessed Valuation
EM	Electronic Monitoring
EMMA	Electronic Municipal Market Access
EOWA	Elgin-O'Hare Western Access
ERP	Enterprise Resource Planning
FCA	Facility Condition Assessment
FCC	Federal Communications Commission
FCI	Facility Condition Index

FEMA	Federal Emergency Management Agency
FHP	Family Health Plan
FMLA	Family and Medical Leave Act
FOIA	Freedom of Information Act
FPD	Cook County Forest Preserve District
FTE	Full Time Equivalent
GAAP	Generally Accepted Accounting Principles
GASB	Governmental Accounting Standards Board
GBP	Green Buildings Program
GDP	Gross Domestic Product
GFOA	Government Finance Officers Association
GIS	Geographic Information System
GME	Graduate Medical Education
GO	General Obligation
HEF	Health Enterprise Fund
HPS	Health Plan Services
IDOT	Illinois Department of Transportation
ILCS	Illinois Compiled Statutes
IPTS	Integrated Property Tax System
IRFC	Independent Revenue Forecasting Commission
JAC	Justice Advisory Council
JTDC	Juvenile Temporary Detention Center
KPI	Key Performance Indicator
L RTP	Long Range Transportation Plan

MBE	Minority-Owned Business Enterprise
MCCN	Managed Care Community Network
MCO	Managed Care Organization
MEO	Office of the Chief Medical Officer
MFT	Motor Fuel Tax
MWRD	Metropolitan Water Reclamation District
MYP	Multi-Year Capital Improvement Program
NACSLB	National Advisory Council on State and Local Budgeting
NPSR	Net Patient Service Revenue
OCC	Office of Contract Compliance
OCJ	Office of the Chief Judge
OCPO	Office of the Chief Procurement Officer
OIIG	Office of the Independent Inspector General
OPEB	Other Post-Employment Benefits
OUP	Offices Under the President
PACE	Property Assessed Clean Energy
PFA	Pretrial Fairness Act
PMPM	Per Member Per Month
PPRT	Personal Property Replacement Tax
RBI	REBUILD Illinois Bond Fund
REASRP	Real Estate Asset Strategic Realignment Plan
RFP	Request for Proposal
ROI	Office of Research, Operations and Innovation
SPF	Special Purpose Funds

DEPARTMENT DIRECTORY

The **Department of Administrative Hearings** is an independent entity that hears cases relating to violations of the County Ordinance and violations of the Cook County Human Rights Ordinance.

The **Adult Probation Department** provides the courts with quality information and offers viable, cost-effective sentencing options. Under the Office of the Chief Judge, the department provides a balance of enforcement and treatment strategies, holds offenders accountable, and affords them opportunities to become productive, law-abiding citizens.

The **Ambulatory and Community Health Network (ACHN)** provides quality primary and specialty care services to children and adults in their own communities.

The **Department of Animal and Rabies Control** provides health protection to the residents of Cook County through preparation, education, rabies vaccination and stray animal control.

The **Bureau of Asset Management** is responsible for implementing and monitoring the County's capital improvement program and reviewing policy concerning capital construction in the County. Additionally, it maintains, operates, and repairs County properties and operating equipment. It also provides the personnel and supervision needed to remodel, rehabilitate, construct, and install the facilities, offices, and equipment needed to keep the County functioning.

The **Board of Commissioners** is the governing board and legislative body of the County. It is comprised of 17 Commissioners; each serving a four-year term and elected from single member districts; and is responsible for the management of the affairs of Cook County.

The **Board of Election Commissioners** is responsible for providing a fair electoral system for all citizens, promoting convenient voter registration, encouraging voter turnout, and maintaining state-of-the-art equipment and registration records.

The **Board of Review** provides an efficient and citizen-focused review process to adjudicate real estate assessment appeals in a prompt manner pursuant to the Illinois Property Tax Code.

The **Department of Budget and Management Services (DBMS)** prepares the Annual Appropriation Bill of Cook County and coordinates the development of annual and long-term budgetary projections. Additionally, it coordinates budgetary and central reporting for all County grants, directs an expansive capital equipment program and monitors annual appropriations.

The **Department of Building and Zoning** enforces provisions of the Cook County Building Code and Cook County Zoning Ordinance while governing the erection, construction, alteration, demolition, relocation and/or inspections of all buildings and structures within zoning districts of unincorporated Cook County.

Cermak Health Services of Cook County provides high-quality, effective, and cost-efficient clinical services as well as early disease detection to the detainees at the Cook County Department of Corrections.

The **Chief Administrative Officer** coordinates the activities of the following seven Cook County departments: Animal and Rabies Control, Environment and Sustainability, Transportation and Highways, Law Library, Medical Examiner, Emergency Management and Regional Security and the Office of the Chief Administrative Officer.

The **Chief Financial Officer (CFO)** coordinates and supervises all the financial activities of the County. The Chief Financial

Officer manages the Bureau of Finance to ensure financial integrity, encourage streamlined governance, and promote long-term fiscal responsibility.

The **Office of the Chief Judge (OCJ)** administers the Circuit Court of Cook County by providing administrative support and legal research for judges, supervising approximately 2,100 non-judicial employees, reviewing, and addressing the Court's space requirements, providing conciliation services in domestic relations proceedings, summoning jurors, drafting court rules and general orders, and educating the public about the Circuit Court. The Chief Judge also administers the Court's fiscal operations by representing the Court before the Cook County Board of Commissioners and preparing grant applications, budgets, and compliance reports.

The **Chief Procurement Officer (CPO)** leverages the County's purchasing power by managing the contracting process for all County agencies, except those in the Health and Hospital System and Forest Preserve District. Additionally, the office is responsible for the disposition and auctioning of salvage and surplus items no longer needed by the County.

The **Clerk of the Circuit Court (CCC)** keeps records for all judicial matters brought to the Circuit Court. The Clerk is responsible for attending all sessions of the courts, preserving all files and papers associated with judicial proceedings, maintaining a complete record of all determinations made in the Circuit Court, and performing all administrative duties required by law or the rules and orders of the Circuit Court.

The **Community Corrections Department** under the Sheriff includes Electronic Monitoring (EM), the Sheriff's Work Alternative Program (SWAP), and Restoring Neighborhoods Workforce (RENEW). These programs provide public safety, alternatives to incarceration, and community supervision for participants in these programs.

The **Office of Contract Compliance** is responsible for the day-to-day operation of the Cook County Minority Business Enterprise/Women's Business Enterprise/Veterans' Business Enterprise Ordinance. In an effort to make Cook County a more attractive business partner for minority, women and Veteran-owned businesses, the office monitors contractor activities for compliance.

The **Cook County Law Library** provides professional library services at seven branch locations, offering one of the largest and broadest collections of law books in the nation.

The **Department of Corrections (DOC)** under the Sheriff has the statutory responsibility for the detention of persons awaiting trial and those persons convicted of crimes and sentenced for up to one year of incarceration. Additionally, the department coordinates various programming for inmates. The various programs provide substance abuse counseling, vocational skills training, GED services, family counseling and health education to male and female nonviolent offenders. It also houses the fastest growing population within the Cook County Department of Corrections – women. The department consolidates, coordinates, and strategically plans the future intervention, supervision, and service plans for all females within the Sheriff's jurisdiction.

The **County Assessor** is responsible for setting accurate values for 1.8 million parcels of real property in Cook County, maintaining fair and equitable real property assessments and maximizing services for Cook County citizens in the processing and understanding of their assessments.

The **County Auditor** audits County fee offices and information systems, works with external auditors on the County's annual audit and performs special audits as directed by the President and the County Board of Commissioners.

The **County Clerk** is the official custodian of Cook County records and books. The office is charged with issuing tax extension rates, permanent real estate tax numbers and new tax codes. As the Clerk of the County Board of Commissioners, the office also keeps all minutes and agendas of Board proceedings. Its vital statistics department is responsible for the safekeeping of all birth, death and marriage records generated within Cook County and for issuing all marriage applications and licenses, certifying notary publics, and registering businesses operating under an assumed name. Its ethics division follows State and County laws by receiving and administering statements filed under the Illinois Governmental Ethics Act, the Illinois Campaign Financing Act, and the Cook County Lobbyist Registration Ordinance. As of December 2020, the County Clerk assumed the former Recorder of Deeds duties. The County Clerk now records, stores, and provides accurate and easily retrievable information including public records for land transactions, federal and state tax liens, articles of incorporation, and Uniform Commercial Code filings.

The **County Comptroller** reviews and discharges all debts or credits in which the County is financially concerned. The Comptroller maintains a record of all budgetary appropriations, expenditures, encumbrances, and revenues made or received during each fiscal year.

The **County Treasurer** is responsible for the collection of real estate tax revenues and the distribution of those funds to taxing agencies throughout Cook County. The Office also serves as the County's banker responsible for the prudent investment of public funds.

The **Court Services Department** under the Sheriff executes all court orders issued by the Circuit Court of Cook County; maintains decorum and security in the courtrooms of all divisions of the Circuit Court; and is responsible for the apprehension of defendants who fail to respond to court orders. Court Services also supervises the Child Support Enforcement Division of the Sheriff's Office and coordinates the Sheriff's Preventive Programs section.

The **Office of Economic Development** strives to improve the quality of life for the residents of Cook County by implementing programs to ensure affordable housing, infrastructure improvements, and economic growth through effective and coordinated strategic planning.

The **Department of Emergency Management and Regional Security (DEMRS)** provides a Countywide security and emergency management system that responds to, coordinates, and communicates with all county departments, local governments, state and federal governments, and private entities. DEMRS directs efforts to ensure an appropriate County strategy for terrorist threats, attacks, or natural disasters within Cook County. DEMRS develops, coordinates, biennially reviews, and revises strategies and emergency operations plans.

The **Employee Appeals Board** is charged with hearing all appeals of any career service employee, not represented by a union, for disciplinary action relating to discharge, demotion, or suspension for a period of more than ten days to assure fair and equitable treatment of employees in a professional manner.

Enterprise Technology works to plan, develop, and manage enterprise software, hardware, infrastructure, and technology services in conjunction with numerous Cook County agencies. It works to provide County government services that are cost-effective and easy to use for residents and employees. It also identifies opportunities for cross-agency collaboration to improve efficiency and a greater return on technology investments.

The **Department of Environment and Sustainability (DES)** protects the health and welfare of the people of Cook County through the preservation, protection, and improvement of the environment.

The **Department of Facilities Management** is charged with maintaining and operating Cook County's physical plant, which is comprised of approximately eleven million square feet.

Forensic Clinical Services under the Chief Judge gathers psychosocial histories of defendants and performs psychiatric and psychological examinations. Results and recommendations based on these studies are reported to the appropriate judges of the Circuit Court. The examining clinicians also provide direct testimony in court on issues of fitness to stand trial, questions of sanity at the time of offense and fitness for custody of children.

Health Plan Services (HPS), as part of the Health and Hospital System, provides comprehensive medical care to enrollees in CountyCare, the County's Medicaid expansion program offered through the Affordable Care Act. Health Plan Services coordinates and manages patient care through a Primary Care Medical Home model while creating and implementing all aspects of CountyCare.

Health Services - Juvenile Temporary Detention Center provides quality, timely, effective, and cost-efficient clinical services, and early disease detection to the detainees in the Juvenile Temporary Detention Center in accordance with acceptable community, accreditation, and regulatory standards.

Health System Administration administers all operational, planning and policy matters of the health care institutions, programs, and agencies under the jurisdiction of the Cook County Board of Commissioners.

The **Bureau of Human Resources (BHR)** oversees the County's personnel functions. The department is charged with attracting and retaining exemplary and helpful County employees. It provides the President and other County executives with the necessary flexibility and management control to assure the delivery of quality public service. Additionally, it establishes and enforces equitable hiring and promotion procedures for employees and applicants.

The **Department of Human Rights and Ethics** implements the activities of the Cook County Commission on Human Rights and the Cook County Board of Ethics. The department investigates and adjudicates complaints filed under the Cook County Ethics Ordinance. It also works to prevent discrimination, improve human relations, and encourage ethical conduct in County government. The department works with Administrative Hearings to hear cases related to violations of the Cook County Human Rights Ordinance.

The **Office of the Independent Inspector General (OIIG)** investigates citizen complaints relative to the performance of County employees with respect to any fraud, corruption, or deceit in operating procedures.

The **Independent Revenue Forecasting Commission (IRFC)** develops and analyzes the five-year consensus revenue forecast developed on an annual basis by the Chief Financial Officer (CFO) and provides quarterly updates to the Board of Commissioners.

John H. Stroger, Jr. Hospital is the flagship of the Cook County Health & Hospitals System, with a staff of more than 340 attending physicians along with more than 450 medical residents and fellows, offering a full range of specialized medical services. The hospital maintains a strong commitment to the healthcare needs of Cook County's underserved population, while partnering with communities and providers to enhance public health, and advocate for policies that promote the physical and mental well-being of the people of Cook County.

The **Judiciary** under the Chief Judge administers one of the largest unified court systems in the nation. Through the efforts of over 400 judges and associate judges, the Court completes approximately 1 million cases annually. The judges of the Court are assigned to the County Department, the Municipal Department, or the Juvenile Justice and Child Protection Department.

The **Justice Advisory Council (JAC)** works to improve the administration of justice in the County and formulates recommendations concerning legislation and other measures designed to encourage appreciable improvements.

The **Juvenile Probation and Court Services Department** under the Chief Judge serves the welfare of children and their families within a sound framework of public safety. The department is committed to providing the guidance, structure and services needed by every child under its supervision. In partnership with the community, the Department promotes the healing and recovery of neglected children and directs delinquent children toward reforming their behavior and making responsible decisions.

The **Juvenile Temporary Detention Center (JTDC)** under the Chief Judge provides the children in its custody with a caring environment, useful programs, and a structure that enhances personal development and improves opportunities for success.

The **Department of Labor Relations** works to ensure an effective working relationship between union personnel and Cook County management by facilitating collective, mid-term and impact bargaining, enforcing, and interpreting contract language, and administering contractual processes.

The **Land Bank Authority** facilitates the return of abandoned and tax-delinquent properties to productive use to combat community deterioration, create economic growth and stabilize the housing and job markets. The Land Bank will acquire, hold, and transfer interest in real property throughout Cook County as approved by its Board of Directors to promote redevelopment, support targeted efforts to stabilize neighborhoods, and stimulate residential, commercial, and industrial development.

The **Medical Examiner's Office** determines the cause and manner of death of those decedents whose death falls under the jurisdiction of the office.

The **Department of Planning and Development** is committed to developing sustainable communities by fostering economic opportunities and business development; preserving and expanding the supply of safe, decent, and affordable housing; facilitating infrastructure improvements; promoting fair housing; and supporting programs that address the problems of homelessness.

The **President of the Cook County Board of Commissioners** is the Chief Executive Officer of Cook County. As such, the President directs the administrative functions of the County.

Provident Hospital of Cook County continuously improves the quality and availability of comprehensive primary health care services to residents of Cook County. It works to enhance access to inpatient obstetrical, medical, surgical, and diagnostic services, offer unique teaching, training, and research opportunities, and provide comprehensive emergency services.

The **Public Administrator** provides comprehensive investigative and estate administrative services for Cook County decedents with unknown heirs.

The **Public Defender** is appointed by the court to act as attorney, without fee, for all persons who are held in custody or charged with criminal offense and who the court finds are unable to employ counsel.

The **Public Guardian** under the Chief Judge provides guardianship to adults with disabilities, acts as Guardian ad Litem and/or attorney for minors whose parents are charged with abuse, neglect or are involved in disputed proceedings.

The **Department of Public Health (CCDPH)** is responsible for protecting and promoting the health of the citizens of suburban Cook County.

The **Department of Revenue** is responsible for the administration, collection, and enforcement of all Cook County home-rule taxes.

The **Department of Risk Management** plans, directs, and coordinates a comprehensive risk management program, which minimizes the County's potential exposure to loss.

The **Ruth M. Rothstein CORE Center** is a specialized health care facility operating as a joint venture with Rush Medical Center to provide a broad range of outpatient care to individuals and families affected by HIV/AIDS and other infectious diseases.

The **Secretary to the Board of Commissioners** provides legislative support and information for the Cook County Board of Commissioners, President, elected officials, agencies, departments, and members of the public. By providing information regarding Board proceedings, it helps ensure an open, accessible, and transparent government.

The **Office of the Sheriff** directs and administers eight departments: Administration, Information Technology, Court Services, Police Department, Community Corrections, Department of Corrections, Merit Board, and the Office of Professional Review, Professional Integrity and Special Investigations.

The **Sheriff's Administration and Human Resources** streamlines the fiscal, legal, policy, and communications administrative functions to ensure that the operational departments of the Sheriff's Office are provided with the necessary resources to carry out their mission. This bureau is comprised of the Legal Department, Office of Policy and Communication, Office of Intelligence Center, Fiscal Administration, and Payroll Department.

The **Sheriff's Department of Information and Technology** promotes the integration of technology, provides reliable, predictable, and stable technology services to all Sheriff's Office departments. The Department provides project transparency through clear governance processes and predictability. In addition, the Department administers human resources, training, support, and vehicle services. This bureau is comprised of the Office of Information Technology, Office of Policy and Accountability, Vehicles Department, Department of Support Services, Training Institute, Office of Peer Support, and Human Resource's Administration.

The **Sheriff's Merit Board** adopts rules and regulations for governing the Sheriff's departments and conducts promotional exams for the Police Department and the Department of Corrections. The Board investigates all disciplinary problems within the Sheriff's budgetary units.

The **Sheriff's Police Department** is responsible for the preservation of peace, suppression of crime, and enforcement of regulatory ordinances. The police patrol unincorporated areas of Cook County, coordinate activities, and provide assistance to other police agencies throughout the County.

The **Sheriff's Office of Professional Review, Professional Integrity & Special Investigations** audits and evaluates activities in order to deter and prevent corruption, fraud, waste, mismanagement, and unlawful political discrimination within the Sheriff's Office.

The **Social Service Department** is a community corrections and court services department under the Chief Judge mandated by the Court to direct adult felony and misdemeanor offenders in satisfying court-ordered conditions and penalties. Staff craft and employ offender-specific strategies to achieve the sentencing objective of the court, which the Illinois Constitution defines as restoring the offender to useful citizenship. In partnership with the Court and the community, the Department increases public safety by redirecting offenders toward noncriminal behavior in the home, school, workplace, and community.

The **State's Attorney Office** works to preserve public safety, ensure the fair and efficient administration of justice, improve the delivery of services to the citizens of Cook County in the prosecution of criminal offenses, provide assistance to victims and witnesses, and vigorously represent Cook County and its officers in all civil proceedings.

The **Department of Transportation and Highways (DOTH)** is responsible for maintaining the highways in order to provide safe and economical movement of people and goods. It is also charged with creating a system of roads and highways that supports the development of the regional economy.

The **Veterans Assistance Commission (VAC or VACCC)** provides immediate financial and comprehensive services to Cook County, Illinois Veterans and their families ensuring they receive entitled benefits.

The **Zoning Board of Appeals** considers and hears all zoning appeals pertaining to land uses in unincorporated Cook County. Public hearings for Map Amendments and/or Special Use applications are conducted in the townships in which the property is located to decide a just and lawful determination of issues involved.



CHART OF ACCOUNTS FISCAL YEAR 2025

CLASSIFICATION DESCRIPTIONS AND CODING DEFINITIONS BY OBJECT AND PURPOSE OF APPROPRIATIONS

BUREAU OF FINANCE-DEPARTMENT OF BUDGET AND MANAGEMENT SERVICES

STATEMENT OF PURPOSE

This Chart of Accounts offers a detailed description of classifications and coding by object and purpose of accounts as a guideline for appropriate account usage in budgeting functions throughout Cook County..

REVENUE

400010 Property Taxes

Revenue from taxes levied on an assessed valuation of real and/or personal property.

400040 Tax Increment Financing Taxes

Revenue from tax increment finance (TIF) districts.

401130 Non-Retailer Trans Use Tax

Revenue from a tax on the transfer or purchase of a motor vehicle that is titled or registered from a non-retailer..

401150 County Sales Tax

Revenue from a tax imposed on general merchandise at the rate of 1.75%.

401170 County Use Tax

Revenue derived from a tax that applies to tangible personal property (e.g., cars, motorcycles, boats) titled or registered with a State agency, within the corporate limits of Cook County.

401190 Gasoline / Diesel Tax

Revenue from a tax imposed on the retail sale of gasoline and diesel in Cook County.

401210 Alcoholic Beverage Tax

Revenue from a tax imposed on the retail sale of all alcoholic beverages in Cook County.

401230 New Motor Vehicle Tax

Revenue from a tax that applies on the retail sale of new motor vehicles in Cook County.

401250 Wheel Tax

Revenue from an annual license fee authorizing the use of any motor vehicle within the unincorporated areas of Cook County.

401310 Off Track Betting Comm.

Fees collected from off track betting.

401330 Il Gaming Des Plaines Casino

Revenue from gambling machines at the Des Plaines Casino.

401350 Amusement Tax

Revenue from a tax imposed upon the patrons of amusement within Cook County, such as sporting events and theaters.

401370 Parking Lot and Garage Operation

Revenue from tax imposed upon the use and privilege of parking a motor vehicle in any parking lot or garage in Cook County.

401390 State Income Tax

Revenue from a flat tax of 4.95% on income.

401430 Cigarette Tax

Revenue from a tax imposed on packs of 20 cigarettes.

401450 Other Tobacco Products

Revenue from a tax imposed on all other tobacco products including vapor products.

401470 General Sales Tax

Revenue derived primarily from the Illinois Retailer's Occupation Tax which is imposed on persons engaged in selling tangible personal property at retail and persons in the business of selling services in the state.

401490 Firearms Tax

Revenue from a tax on firearms and ammunition sold in Cook County.

401530 Gambling Machine Tax

Revenue from tax on gambling machines.

401550 Hotel Accommodations Tax

Revenue from tax on gross rentals or leasing.

401570 Video Gaming Tax

Revenue generated from annual application and license fees for video gaming terminals.

401580 Cannabis Tax

Revenue derived from the Cannabis Retailer's Occupation Tax.

401590 Sports Wagering Tax

Revenue from licenses, fees and taxes associated with sports wagering in Cook County.

402010 Fees and Licenses

The Board of Review collects revenue for their Digital Appeals Processing System to absorb higher volumes of appeals and defend Property Tax Appeal Board cases.

402100 County Treasurer

Revenue primarily from fees and fines related to the delinquent collection of property taxes.

402150 County Clerk

Revenue primarily from fees related to the issuance of birth records, death records and marriage certificates records.

402200 County Recorder and Registrar

Fees, Taxes, and Fines related to the sale and purchase of real estate across the County including the Real Estate Transfer Tax.

402250 Recorder Audit Revenues

Revenue collected from audits of real estate transactions to recoup taxes that had previously been filed incorrectly.

402300 Building and Zoning

Building and Zoning Administration fees including the issuances of permits and contractor registration fees.

402350 Environmental Control

Fees issued by the Department of Environment & Sustainability for permits and other fees.

402400 Highway Dept Permit Fees

Fees collected from Construction and Hauling permits.

402450 Liquor Licenses

Revenue from fees and fines related to the issuance of liquor licenses.

402500 County Assessor

Revenue derived from fees on FOIA requests.

402548 Clerk of the Circuit Court Fees

Fees collected by the Clerk of the Circuit Court for the provision of services within the Courts of Cook County.

402950 Sheriff General Fees

General fees collected by the Sheriff's office coming primarily from traffic tickets and overweight alarm permits and Fees collected by the Sheriff's Municipal division for summons and evictions.

403060 State's Attorney

Revenue from fees for felony and misdemeanor convictions in Circuit Court that are imposed by judges and collected by the Clerk of the Circuit Court.

403100 Supportive Services

Revenue collected from fees related to adoption.

403120 Public Administrator

Revenue from administrative fees for investigation and administration services for people who die in Cook County without a will or where there is no person with the right or desire to administer the state.

403150 Public Guardian

Revenue from legal and estate fees charged to clients to manage their estates.

403170 Court Service Fee

Fee dedicated to defraying court security expenses incurred by the Sheriff in providing court services or for any other court services deemed necessary by the sheriff to provide for court security.

403210 Medical Examiner

Fees related to the provision of services by the Cook County Medical Examiner.

403280 Contract Compliance M/WBE Cert

Fees related to the certification and registration of MBE and WBE Vendors.

404040 State of Illinois Reimbursements

Reimbursement by the State of Illinois for the Salaries of Public Defenders, State's Attorneys and Other Probationary Officers.

404060 Other Governments

Reimbursements to the County from the Forest Preserve.

405010 Investment Income

Returns and Interest on financial investments.

406008 Indirect Cost

Reimbursements to the General Fund for indirect costs provided to the Special Purpose Funds on behalf of the County.

406010 State of Illinois

State reimbursement related to Administrative Office of Illinois Court (AOIC). Reimbursement amount reflects funding to be received from the State for invoice vouchers billed, which is used to pay the salaries of probation officers and administrative staff working in adult, social service, juvenile and JTDC probation.

407010 Miscellaneous Revenue

Largely consists of revenues related to Pharmaceutical Rebates, telephone commissions, 69 West rental income, energy efficiency rebates and other revenues.

407080 Other

Revenues related to Favorable Settlements, Parking fees, Cable TV Franchise fees, and miscellaneous other fees.

409524 Affordable Care Act PMPM

Reimbursements to CCH for Medicaid eligible adults.

409528 Family Health Plans PMPM

Reimbursements to CCH for Medicaid eligible children, pregnant women, families, and adults.

409532 Integrated Care Program PMPM

Reimbursements to CCH for seniors and persons with disabilities who are eligible for Medicaid but not eligible for Medicare..

409536 Managed Long-Term Services and Support PMPM

Reimbursements to CCH for seniors and persons with disabilities who get full Medicare and Medicaid benefits and live in a nursing home or long-term care facility, or who get home-based waiver services.

409539 Other Population Revenue PMPM

Reimbursements to CCH for Medicaid eligible members not covered in any of the Medicaid benefits plan.

409542 Other State Revenue

Reimbursements to CCH for other Medicaid revenue not related to per member per month rates.

409549 Medicare

Reimbursements to CCH from the federal health insurance program for people who are 65 or older, certain younger people with disabilities and people with end-stage renal disease.

409563 Graduate Medical Education

State reimbursement to CCH for costs associated with instruction conducted at inpatient and outpatient facilities.

409574 CCH Medicaid BIPA IGT

Reimbursements to CCH under the Medicare, Medicaid, and SCHIP Benefits Improvement and Protection Act of 2000 (BIPA) for healthcare services provided to a disproportionate number of Medicaid and low-income patients.

409579 Medicaid Revised Plan Revenue DSH

Reimbursements to CCH under Federal law which requires that state Medicaid programs make Disproportionate Share Hospital (DSH) payments for providing healthcare services to a large number of Medicaid and uninsured patients.

409585 Domestic Transfer - Elimination

Offsets net patient service revenue at CCH facilities that is generated from domestic claims paid by Health Plan Services.

409593 Medicaid Fee for Service

Reimbursements to CCH from Medicaid, a jointly funded State and Federal government program that pays for medical assistance for eligible children, parents and caretakers of children, pregnant women, persons who are disabled, blind or 65 years of age or older, those who were formerly in foster care services, and adults aged 19-64 who are not receiving Medicare coverage and who are not the parent or caretaker relative of a minor child.

409598 Private Payors and Carriers

Payments to CCH from individual or employer-based insurance plans for healthcare services.

409604 Directed Payments

Payments to CCH from the State based on CCH managed care claims that are paid at the fee-for-service rate and adjusted to the encounter rate.

410050 Other Revenue

Miscellaneous CCH related revenue.

EXPENSES**501000 Personal Services**

This category includes accounts from which payment is made for personal services rendered to the County by an officer or employee of the County, any amount required or authorized to be deducted from salary for specific benefit programs, retirement or tax, or any amount directly related to authorized reimbursable employee expenses.

501005 Salaries and Wages of Employees with Benefits

Amounts paid to County employees appointed to positions indicated in the approved and adopted budget.

501006 Salaries and Wages of Regular Employees**501130 Salaries and Wages of Non-Regular Employees with Benefits**

501164 Planned Salary Adjustments

Amounts paid to employees for authorized work performed in addition to the normal work period for which an employee is compensated as provided by County policy or agreement. Includes expenses for per diem employees and other employees under contract with the County.

501165 Planned Salary Adjustment**501210 Planned Overtime Compensation****501225 Planned Benefit Adjustment****501295 Salaries and Wages of Per Diem Employees****501420 Salaries and Wages of Employees per Contract****501510 Mandatory Medicare Costs**

Payments mandated by Federal law to be paid by the County to match the Medicare (FICA) tax deducted from eligible employees. This amount is calculated by the DBMS.

501511 Mandatory Medicare Costs**501540 Workers' Compensation**

Amounts contributed to the Self Insurance Fund for payments of temporary total disability benefits to employees for work-related injury, payments to medical providers, and payments of awards or settlements mandated by the Industrial Commission of the State of Illinois. This amount is calculated by DBMS.

501541 Workers' Compensation**501585 Insurance Benefits**

Estimated value of payments made to carriers and providers on behalf of County employees for benefits.

501586 Insurance Benefits**501590 Group Life Insurance****501610 Group Health Insurance****501640 Group Dental Insurance****501660 Unemployment Compensation****501690 Vision Care****501710 Fringe Benefits****501715 Group Pharmacy Insurance****501750 Shared Tuition****501765 Professional Development and Fees**

Payments associated with the continuing training or education of Cook County personnel.

501766 Professional Development and Fees**501770 Seminars for Professional Employees****501790 Professional and Technical Membership Fees****501805 Training Programs for Staff Personnel****501830 Personal Allowances Not Classified****501835 Transportation and Travel Expenses**

Expenditures associated with the travel expense of employees to other County facilities, work locations, training, seminars, and meetings. These costs may include reimbursement for automobile usage, public transportation, or private carriers, and are paid at a rate determined by the Bureau of Administration.

501836 Transportation and Travel Expenses**501838 Transportation or Resident**

520000 Contractual Services

This category includes accounts funded for payment of services that by their nature can be performed only by persons or firms with specialized skills and knowledge. Although a product may or may not result from the transaction, the primary reason for the purchase is the service provided. Included are services that support the various policy-making and managerial activities of the County, professional services supporting various County facilities, and services that are not regarded as professional but that require basic scientific knowledge or specialized skills. Expenditures related to routine building service functions are appropriately charged to these accounts. Excluded are expenditures for operation, maintenance and repair of equipment or facilities; any items related to capital building projects; and all capital equipment purchases. All persons paid for services rendered from accounts in this series will receive a 1099 form for federal and state income tax purposes. No payment will be made via payroll.

520005 Ambulance Service

Expenditures for transport provided by specially equipped vehicles for escorted transfer of the medically disabled between facilities for appointments, treatment, specialized care, or tests.

520010 Ambulance Service**520029 Armored Car Service**

Expenditures for transport provided by specially equipped vehicles to transfer currency from various County facilities to depositories.

520030 Armored Car Service**520049 Scavenger and Hazardous Materials Services**

Expenditures for transport of disposable waste and obsolete materials and equipment from County facilities.

520050 Scavenger and Hazardous Materials Services**520095 Transport Services**

Expenditures for transport of persons involved in special activities or projects which are sponsored by or are the responsibility of the County. Expenditures for transport not specified in other accounts, are in this category. This includes transportation expenses for non-employees traveling on the County's business for consulting, interviewing and recruitment activities or legal matters. Purpose for which funding is requested should be specified in the appropriation request.

520100 Transport Services**520149 Communication Services**

Expenditures for telecommunication services as determined by central services. Also, this account is used to pay for expenditures related to IP Addresses for Transmittal of Election Results.

520150 Communication Services**520189 Laundry and Linen Services**

Expenditures for the management and operation of the linen delivery and laundry function at County facilities. The cost of the service may include charges for management, pick-up and delivery of linen, replacement of linen and transportation related costs. For charges related to laundry supplies, refer to supply account 530175.

520190 Laundry and Linen Services**520209 Food Services**

Expenditures for management of the food service function at County facilities. The cost of the food is included only if the service and the food are part of the same contract. For charges related to food and dietary supplies, refer to supply account 530010.

520210 Food Services

520239 Media Broadcasting Services

Expenditures for cable transmission of programs or data.

520240 Media Broadcasting Services**520259 Postage**

Expenditures for postage stamps and service for general office and institutional use, including postage meter setting payments, stamped envelopes, stamped post cards, postal permit deposits, overnight/express mail, postal registry, and other U.S. Postal Services. For charges related to parcel delivery and courier service, refer to account 520280.

520260 Postage**520279 Shipping and Freight Services**

Expenditures for private courier or parcel delivery, such as Federal Express, United Parcel Service, etc. For charges related to the U.S. Postal Service, refer to account 520260.

520280 Shipping and Freight Services**520325 Lodging for Non-Employees**

Expenditures for lodging and meals of non-employees participating in County programs and prisoners in the custody of the County.

520330 Lodging for Non-Employees**520339 Lodging for Non-Employees****520389 Contract Maintenance Services**

Expenditures for services rendered such as janitorial, cleaning of buildings, carpet cleaning, control of vermin, window washing, snow removal, lawn care, mowing and grounds maintenance services. Excluded are building and site reconstruction or reconditioning activities typically provided by trades such as painters, tuck pointers, glaziers, and similar trades (refer to account 540370) or the services of landscapers, cement contractors, pavers and similar providers of grounds improvement services (refer to account 540430).

520390 Contract Maintenance Services**520469 Services for Minors or the Indigent**

Expenditures for housing, food and other services for minors, veterans, and the indigent as required by County programs or the courts.

520470 Services for Minors or the Indigent**520485 Graphics and Reproduction Services**

Expenditures and chargebacks for printing and publishing of media used for daily County operations and special events such as bound volumes of County Board proceedings, ballots, displays, brochures, and business materials, including business cards, stamps, seals, and labels. Includes expenditures for professional surveyors, providers of operational functions and non-employee staff submitting reports.

520490 Graphics and Reproduction Services**520508 Printing and Inside Reproduction Services****520512 Surveys, Operations and Reports****520518 Developing Services****520569 Collection Services**

Cost of payments to businesses or individuals who perform collection services for unpaid billings or delinquent accounts related to charges for services provided by the County.

520570 Collection Services

520609 Advertising and Promotions

Expenditures for media advertising and publicizing for specific purposes such as employment, property sales, approved budget, bids, legal notices, and similar purposes. Purpose for which funding is requested should be specified in the appropriation request.

520610 Advertising and Promotions**520649 Media Storage Services**

Expenditures for imaging County records. This includes the cost of document preparation, transfer, and image processing.

520650 Media Storage Services**520670 Professional Services**

Cost of purchased services not specified in other accounts in this category.

520675 Purchased Services**520725 Loss and Valuation**

Premium cost paid to insurance companies to provide bonding services and liability insurance coverage to the County. It includes protection against catastrophic liability claims and losses of certain types of capital equipment.

520730 Loss and Valuation**520790 Malpractice Insurance****520810 Premiums for Equipment Insurance****520825 Professional Services**

Charges for services that by their nature can only be performed by persons or firms with specialized skills and knowledge. Included in this account are the services of architects, engineers, auditors for the independent County-wide audit and professional non-medical consultants. Also included are charges for consultant, technical and special services (e.g., court interpreters, data processors and security services).

520830 Professional Services**520894 Auditing Services****521005 Professional Legal Expenses**

Charges for the services of law firms, attorneys, medical consultants, expert witnesses, and court reporters relating to labor law, statutory compliance, union negotiation, and other legal county matters.

521010 Professional Legal Expenses**521019 Court Reporting****521024 Medical Consultation Services****521044 Legal Fees Regarding Labor Matters****521054 Legal Services****521074 Expert Witnesses****521119 Registry Services**

Charges for the services of professionals, who are required to be registered, licensed, or certified in their specialty and whose services are obtained through businesses established as professional registries to provide services as needed.

521120 Registry Services

521155 Managed Care Claims

Reimbursement to service providers for managed care members.

521160 Managed Care Claims**521200 Laboratory Testing and Analysis**

Charges for professional laboratories or scientific professionals for performing or analyzing specimens.

521205 Laboratory Testing and Analysis**521210 Laboratory Test for Indigent Patients****521225 Hospital Billings for Prisoners****521235 Laboratory Related Services****521245 Expenses for the Cook County Board of Health Directors****521265 Other Technical Services****521300 Special or Cooperative Programs**

For all county-wide costs of special or cooperative programs established by the County as self-sustaining or as a cooperative program with private or other governmental agencies.

521306 Confiscated Vehicles in Accordance with Illinois Revised Statutes**521308 Revolving Fund Not Otherwise Classified****521310 Economic Development Cable TV****521313 Special or Cooperative Programs****521515 Other Contractual Services**

Charges for services not specified in other accounts are in this category which are not professional, managerial, or technical in nature, and are not transportation services or purchased services. Services for which funding is requested should be specified in the appropriation request.

521520 Impersonal Services Not Otherwise Classified**530000 Supplies and Materials**

This category includes expenditures in connection with current operations to purchase articles of a consumable nature which show material change or depreciation with use. These items may also lose their identity through fabrication or incorporation into different or more complex units or substances. These accounts should not be used for outside services relating to operation, maintenance and repair of equipment or facilities but solely for the purchase of consumable supplies and materials. Items of equipment with a unit cost of less than \$1,000 are considered supplies and not capital equipment.

530005 Food Supplies

Expenditures for the acquisition of all fresh, frozen, canned, or otherwise preserved foods and beverages commonly associated with food service, including delivery cost. Also included are cost of items allied with food service, such as dietary sets, paper and plastic serving ware, utensils, paper products and other items not for consumption.

530010 Food Supplies**530100 Wearing Apparel**

Cost of all uniforms, protective clothing, and specialized wearing apparel, including shoes, for employees and non-employees. Material for fabrication of wearing apparel should not be charged to this account (refer to account 530228).

530105 Wearing Apparel

530170 Institutional Supplies

Operating expenses for the purchase of supplies that are directly related to the administration of a department's or program's stated purpose or mission.

530175 Institutional Supplies**530188 Institutional Supply Expense****530212 Miscellaneous Dietary Supplies****530221 Formula****530224 Road Materials for Maintenance****530226 Other Maintenance Supplies****530228 Supplies and Materials Not Otherwise Classified****530257 Office Expense Secretary to the Board of Commissioners****530259 Office Expenses Chairman, Committee on Finance****530600 Office Supplies**

Charges for office machine supplies, writing supplies, art supplies, markers, chair pads, calendars and other items commonly considered stationer supplies. Also included are such items as bottled drinking water and coffee service (including delivery, supplies, and use of cooler or coffee maker). Items considered office equipment and furnishing should not be charged to this account unless the unit cost is less than \$1,000.

530605 Office Supplies**530635 Books, Periodicals and Publications**

Charges for the acquisition of vital records, books, periodicals, publications and on-line data services for facility or institutional use. LexisNexis and data services for PTAB are included.

530640 Books, Periodicals and Publications**530646 County Wide LexisNexis Contract****530649 Data Services for PTAB****530700 Multimedia Supplies**

Charges for supplies directly related to copier, photographic and printing operations. Included in this account are film, developers, papers, inks, toners, solvents, and similar products. Excluded are computer printer-related supplies (refer to account 531670).

530705 Multimedia Supplies**530785 Medical, Dental, and Laboratory Supplies**

Charges for consumable supplies used in medical, dental and laboratory functions. Items such as utensils, disposable personal care items (health facilities only), oxygen, gases, reagents, solutions, therapy supplies, dentistry supplies and general laboratory supplies should be charged to this account.

530790 Medical, Dental, and Laboratory Supplies**530804 Clinical Laboratory Supplies****530814 Radioactive Agents****530822 Blood Derivatives**

530905 Pharmaceutical Supplies

Charges for all drugs, such as controlled substances, agents, liquids (including I.V. solutions), enzymes, vitamins and unclassified therapeutic substances which are prescribed in a medical service facility. Charges for surgical instruments, applicators, bandages, trays, packs, kits, and similar surgical supplies are also included.

530910 Pharmaceutical Supplies**530941 Surgical Supplies****530963 AZT Drugs****531645 Computer and Data Processing Supplies**

Charges for all data processing supplies, including cut and continuous feed papers, forms, diskettes, connectors, cables, toner cartridges for computer printers, and other computer supplies. Software and other computer equipment should not be charged to this account unless the unit cost is less than \$1,000.

531670 Computer and Data Processing Supplies**531900 Other Supplies and Materials**

Charges for supplies and materials not specified in other accounts are in this category.

531906 Miscellaneous Supplies and Materials**540000 Operations and Maintenance**

This category includes all accounts to which charges are made for the operation and maintenance of facilities, office equipment, automotive equipment, road repair equipment and all other plant or institutional equipment. Charges may include contractual maintenance, emergency repairs, cost of heating, public water supply, natural and propane gas for heating, electricity, remodeling, and maintenance work done by the Department of Facilities Management and site improvements. Cost of parts and charges from providers of repair and maintenance service are included in this group of accounts. Generally, expenditures made for operation and maintenance are related to a capital item such as a vehicle or building. They are necessary for either the basic operation of the capital item, such as gasoline for cars, or to preserve the value of the capital item, such as tuckpointing of facilities.

540005 Utilities

Charges made for utilities such as electricity, water, and gas at County facilities.

540008 Utilities**540010 Utilities Oil****540016 Water****540022 Utilities Electricity****540028 Utilities Gas****540034 Other Utilities****540105 Moving Expenses and Remodeling**

Charges related to the minor remodeling of County facilities at the request of the department and performed by the Department of Facilities Management. Also included are moving expenses for relocation of County facilities, equipment, or materials.

540110 Moving Expenses and Remodeling

540129 Maintenance and Subscription Services

Non-capitalizable expenses related to the maintenance and repair of equipment, including mainframe and personal computers, peripherals, and software. The costs may include any charges for usage, parts, labor, travel, etc. as billed by the vendor or provider of the maintenance or repair service.

540130 Maintenance and Subscription Services**540135 Working Capital Maintenance and Repair of Data Processing Equipment and Software****540140 Repair of Medical Equipment****540146 Operation of Automotive Equipment****540149 Other Maintenance Services****540165 Countywide Contract for Maintenance of Data Processing Equipment**

Charges for Countywide contracts for maintenance and repair of data processing equipment, such as mainframe and personal computers, peripherals, software, and similar equipment. The costs may include any charges for usage, parts, labor, travel, etc. as billed by the vendor or provider of the maintenance or repair service. Charges for accessories, non-replacement parts or upgrades purchased from any supplier or vendor, which include or exclude installation, should not be charged to this account, but to the appropriate supply or equipment account.

540170 Countywide Contract for Maintenance of Data Processing Equipment**540245 Automotive Operations and Maintenance**

Charges for maintenance and repair of all automotive equipment, including automobiles, trucks, hauling and other motorized road equipment. The costs may include any charges for replacement parts, oil, filters, tires, labor, or other items included in billing for the commodity or service. Charges for accessories, non-replacement parts or upgrades purchased from the manufacturer or other vendor, which include or exclude installation, should not be charged to this account, but to the appropriate supply or equipment account. Charges related to the operation of the vehicle that are consumable, such as fuel, should be charged to account 540146-Operation of Automotive Equipment.

540250 Automotive Operations and Maintenance**540345 Property Maintenance and Operations**

Charges for the operation, grounds improvement and maintenance of County facilities including the Richard J Daley Center and 69. W. Washington.

540350 Property Maintenance and Operations**540370 Maintenance of Facilities****540390 Operating Costs for the Richard J. Daley Center****540402 Operating Costs for the Cook County Adm. Bldg. 69 W. Washington****540410 Maintenance by the Department of Facilities Management****540430 Grounds Improvement****550000 Rental and Leasing**

This category includes accounts from which payments are made for rental or leasing of automotive, institutional, medical and office equipment, and rental of offices or other facilities as required by various departments or elected officials of the County. Rental or lease agreements may include the cost of maintenance and utilities or other stipulated cost. Appropriate agencies of the County should be consulted before entering into negotiations for rentals or leases.

550005 Office and Data Processing Equipment Rental

Charges for the rental or lease of typewriters, computers, proprietary software, copiers, and other office equipment. Costs may include delivery, maintenance, parts or upgrades as stipulated in the rental or lease agreement. All rented or leased office equipment remains the property of the lessor.

550010 Office and Data Processing Equipment Rental

550029 Countywide Office and Data Processing Equipment Rental

Expenses related to the leasing and maintenance of Cook County's multi-functional printing and scanning devices.

550030 Countywide Photocopier Lease**550059 Automotive Equipment Rental**

Charges for the rental or lease of automobiles, trucks, buses, and other automotive equipment. Costs may include delivery, routine repair and maintenance, parts or other provisions as stipulated in the rental or lease agreement. All rented or leased automotive equipment remains the property of the lessor. Charges for vehicles obtained through Lease Purchase Plan Agreements should not be charged to this account (refer to account 560269). If leased vehicle usage by an elected official is less than 100 percent for County business then the percentage of vehicle usage attributable to County business must be specified and substantiated with a mileage log that documents date, location of County activity, and round-trip miles for the day as a substantiation of the daily portion of County business use being claimed. Mileage logs must be submitted with any request for reimbursement.

550060 Automotive Equipment Rental**550079 Medical Equipment Rental**

Charges for the rental or lease of radiography, patient care or clinical laboratory equipment. Costs may include delivery, maintenance, parts or upgrades as stipulated in the rental or lease agreement. All rented or leased medical equipment remains the property of the lessor.

550080 Medical Equipment Rental**550099 Institutional Equipment Rental**

Charges for the rental or lease of durable equipment which is considered necessary to the function of an institution, such as refrigeration units and kitchen or laundry equipment. Costs may include delivery, maintenance, parts or upgrades as stipulated in the rental or lease agreement. All rented or leased institutional equipment remains the property of the lessor. Charges for institutional equipment obtained through Lease Purchase Plan Agreements should not be charged to this account (refer to account 560269).

550100 Institutional Equipment Rental**550129 Facilities and Office Space Rental**

Charges for the rental or lease of space, equipment, or facilities.

550130 Facilities and Office Space Rental**550137 Rental and Leasing Not Otherwise Classified****560000 Capital Equipment and Improvements**

This category includes those accounts to which expenditures are charged for capital equipment and improvements to buildings. Items funded in this series of accounts are considered durable and are generally expected to be useful for five or more years and cost more than \$5,000. Certain equipment, although not expected to be useful for five or more years, is also considered capital in nature and should be charged to accounts in this series. Typical capital equipment items are automobiles, trucks, road building vehicles, computers, computer peripherals, computer software, office machines, office furnishings and durable equipment, parts, or accessories. Included in this category are accounts established for capital equipment obligations and reimbursement for capital equipment purchased in prior years. For additional detail and restrictions, see the Capital Equipment New Replacement Policy.

560005 Real Estate Operations

Expenditures related to enhancements to a plot of land to make it more usable.

560010 Real Estate Operations**560019 Land Improvements**

560100 Property Maintenance and Operations

Capitalizable costs related to the purchase of buildings, land, and easements, including the costs associated with the completion of the purchase process.

560105 Property Maintenance and Operations**560107 Building Improvements****560109 Fixed Plant Equipment****560111 Equipment – Special Fund****560150 Institutional Supplies**

Charges for the acquisition, at delivered price including transportation and assembling/installation costs, of such equipment as power-driven kitchen or laundry machines, stoves, refrigerators, implements, power tools and other portable machinery valued over \$5,000. In general, equipment other than fixed equipment which is necessary for the functioning of a particular facility, which is considered durable and retains specific identity, can be charged to this account.

560155 Institutional Supplies**560180 Medical, Dental and Laboratory Equipment**

Charges for the acquisition, at delivered price including transportation and assembling/installation costs, of such equipment as EKG machines, X-ray machines, scopes, respirators, dental drills, test analyzers, microscopes, and all other similar equipment for use in a medical, dental or laboratory facility.

560185 Medical, Dental and Laboratory Equipment**560200 Communication Services**

Charges for telephone instruments, switchboards, answering devices, facsimile machines, data terminals, interconnection equipment and all radio based, mobile, portable, or paging equipment, including transmission and receiving antennae. Cost may include delivery, setup, or installation charges as approved.

560205 Communication Services**560220 Computer & Data Processing Supplies**

Charges for the acquisition of durable equipment for electronic data processing use, including transportation and assembling/installation costs, such as mainframe computers, personal computers, peripherals, software, and similar equipment. Certain items under \$1,000 per unit (such as monitor, CPU and keyboard) should be grouped together and purchased as “desktop set”. Expenditures for “proprietary software”, which remains the property of the supplier and is leased by agreement, should not be charged to this account (refer to account 550010).

560225 Computer & Data Processing Supplies**560240 Furniture Supplies**

Charges for the acquisition, at delivered price including transportation and assembly/installation costs, of such equipment and furnishings as typewriters, cash registers, copiers, microfilm machines, desks, chairs, tables, file cabinets, floor covering (carpeting, tile, etc.), draperies and other furnishings suitable for office or institutional use. Certain items individually under \$1,000 (such as a conference room set of chairs and table) may be grouped and purchased through this account. Excluded from this account are charges for medical, communications, and computer equipment, for which separate accounts have been established (refer to accounts 560185, 560205, and 560225). For individual items under \$1,000 in unit value, refer to account 530605.

560245 Furniture Supplies

560260 Vehicle Equipment & Supplies

Charges for the acquisition of vehicles and the equipment used for the repair of vehicles.

560265 Vehicle Equipment & Supplies**560267 Automotive Equipment****560269 Lease Purchase Plan Vehicles****560300 Capital Projects**

Funds allocated for payment over a period defined by the Bureau of Finance for capital improvement programs.

560305 Capital Projects**560311 Expenses on CIP Projects****560318 Alterations and Remodeling by the Department of Facilities Management****560320 Bond Expenses****560350 Capital Equipment**

Charges for durable equipment not included in other Capital Equipment and Improvement accounts. Included are reimbursements for capital equipment purchases made in prior years from operating funds.

560355 Capital Equipment**560371 Reimbursement for Capital Equipment****580000 Contingency and Special Purposes**

This category includes accounts established to provide funds for general expenses, special programs and other expenses which fluctuate each fiscal year and require contingent funding. These accounts are established by the Bureau of Finance as authorized.

580001 Reserve for Claims

Funds appropriated to be used for the payment of awards or settlements as a result of litigation arising out of liability.

580010 Reserve for Claims**580031 Reimbursement to Designated Fund**

Amounts allocated for transfer to designated fund for reimbursement of expenses incurred or to supplement available resources, including grant matching funds. Specify recipient fund in the appropriation request.

580033 Reimbursement to Designated Fund**580050 Cook County Administration**

Reimbursement for administrative services provided by offices in the County Corporate Fund.

580055 Cook County Administration**580060 Fees of Counsel and Expert Witnesses for Indigent**

Expenses for attorneys and expert witnesses for the indigent as authorized upon request of the Office of the Public Defender.

580065 Fees of Counsel and Expert Witnesses for Indigent**580070 Expenses by Order of Appellate Court**

Expenses for implementing orders of the Appellate Court as a result of litigation.

580075 Expenses by Order of Appellate Court**580080 Federal Court Fines**

Costs of fines levied by the United States District Court as a result of litigation.

580085 Federal Court Fines

580090 Reimbursement of Estates

Funds for distribution to heirs after an estate is settled.

580095 Reimbursement of Estates**580105 Workers' Compensation Settlements**

Amounts paid to settle Workers' Compensation claims against the County and paid from the County Self-Insurance Fund.

580110 Workers' Compensation Settlements**580135 Self-Insurance Settlements**

Amounts paid to settle claims against the County and paid from the County Self-Insurance Fund.

580140 Self-Insurance Settlements**580165 Grant Disbursements**

Funds disbursed to other agencies or individuals from a grant administered by the County.

580170 Grant Disbursements**580175 Expenditures Related to the Redistricting Process**

Costs associated with the mandated redistricting of Cook County.

580180 Expenditures Related to the Redistricting Process**580195 Expenses Related to External Borrowing**

Expenses include but are not limited to interest payments for a line of credit, rating agency service fees, trustee fees, arbitrage rebate calculations and investor relationship service fees.

580200 Expenses Related to External Borrowing**580215 Institutional Memberships & Fees**

Charges for membership of various County institutions in professional organizations related to their function or service or for licensure or certification by professional organizations as desired or required by the County agency.

580220 Institutional Memberships & Fees**580235 Public Programs and Events**

Costs for County-sponsored public programs and events, such as County Awareness Day and similar activities.

580240 Public Programs and Events**580279 Contingency (As Mandated by Law)**

Contingency funds for purposes and in amounts as mandated.

580280 Contingency (As Mandated by Law)**580299 General and Contingent Expenses Not Otherwise Classified**

County contingency funds for miscellaneous expenses and purposes not otherwise provided for; the Comptroller shall render a final account to the County Board and return any surplus remaining to the County Treasurer.

580300 General and Contingent Expenses Not Otherwise Classified**580339 Contingencies for Investigations**

Special County contingency funds for special investigative purposes at the request of the President and the Board of Commissioners. The President of said Board shall report all expenditures made, and all unexpended funds shall be returned to the County Treasurer at the end of the fiscal year.

580340 Contingencies for Investigations

580359 Contingency Fund for the Use of the State's Attorney

Special contingency funds for the use of the State's Attorney. The State's Attorney shall report all expenditures made to the County Board, and unexpended funds shall be returned to the County Treasurer at the end of the fiscal year.

580360 Contingency Fund for the Use of the State's Attorney**580379 Appropriation Adjustments**

Funds approved to adjust appropriations as authorized.

580380 Appropriation Adjustments**580399 Reimbursement for Special Purposes Programs**

Amounts allocated for transfer to designated fund for reimbursement of expenses incurred.

580400 Reimbursement for Special Purposes Programs**580419 Appropriation Transfer**

Amounts designated as transfer from a designated fund for reimbursement of expenses incurred or to supplement available resources.

580420 Appropriation Transfer**580425 Domestic Transfer - Elimination**

Offsets domestic claims expenses incurred by Health Plan Services for CountyCare members receiving care at CCH facilities

580426 Domestic Transfer - Elimination**580431 Interest on Tax Anticipation Notes**

Interest paid to financial institutions for funds made available on a short-term basis in anticipation of repayment by the County when revenues from taxes are received.

580432 Interest on Tax Anticipation Notes**580435 Allowance for Delinquent Taxes**

An allowance for that portion of the property tax levy which is anticipated to be delinquent in the year due. This amount is determined by the DBMS. In FY 1993 and subsequent years, this appropriation was made as a subsection of the Budget Resolution.

580436 Allowance for Delinquent Taxes**580439 Short-Term Financing Expenses**

Expenses incurred related to the issuance of short-term debt, such as tax anticipation notes, tender notes, and letters of credit. Interest expense related to the short-term financing instrument should not be charged to this account (see account 580432).

580440 Short-Term Financing Expenses**580451 Reserve for Flexible Spending Account Program**

Contingent funds reserved to pay the cost of medical treatment or to reimburse insurance carriers for benefits assigned on behalf of employees and eligible dependents.

580456 Reserve for County Health Insurance Program**580499 Capital Outlay**

Used to account for the acquisition, construction, and renovation of major Capital facilities of the County.

580500 Capital Outlay

580549 Principal

To record principal payments due on the general long-term debt incurred by the County.

580550 Principal**580559 Interest and Other Charges**

To record interest payments due on the general long-term debt incurred by the County.

580570 Interest and Other Charges



SUMMARY OF APPROPRIATIONS AND EXP BY FUND

Funds	FY 2023 Expenditures	FY 2023 Appropriations	FY 2024 Expenditures	FY 2024 Appropriations	FY 2025 Appropriations	Difference FY25 - FY24
General Fund						
Corporate Fund	641,491,009	743,552,175	832,430,411	916,988,665	861,552,176	(55,436,489)
Public Safety Fund	1,243,800,842	1,230,726,742	1,417,091,914	1,279,262,324	1,358,946,649	79,684,325
Total General Fund	\$1,885,291,851	\$1,974,278,917	\$2,249,522,326	\$2,196,250,989	\$2,220,498,825	\$24,247,837
Health Enterprise Fund	4,878,012,495	3,991,927,938	4,713,053,123	4,256,298,868	5,145,556,036	889,257,168
Total General and Enterprise	\$6,763,304,347	\$5,966,206,855	\$6,962,575,449	\$6,452,549,857	\$7,366,054,861	\$913,505,004
Special Purpose and Election Funds						
Election Fund	25,948,768	30,605,188	47,242,160	64,303,928	31,050,933	(33,252,996)
Special Purpose Funds	648,047,476	1,931,549,708	497,885,437	1,985,531,983	1,754,285,425	(231,246,558)
Total Special Purpose and Election Funds	\$673,996,245	\$1,962,154,896	\$545,127,597	\$2,049,835,911	\$1,785,336,358	\$(264,499,553)
Restricted	158,029,359	500,610,722	120,464,867	432,425,102	435,093,200	2,668,099
Total Operating Fund	\$7,595,329,951	\$8,428,972,474	\$7,628,167,913	\$8,934,810,870	\$9,586,484,419	\$651,673,550
Capital Fund	108,878,502	364,036,625	90,117,825	326,947,585	355,552,146	28,604,561
Grand Total	\$7,704,208,453	\$8,793,009,099	\$7,718,285,738	\$9,261,758,455	\$9,942,036,565	\$680,278,110

NOTES:

1. FY2024 expenditures are reflected as of November 2024 and are unaudited.

2. For Restricted Funds, the appropriation amount reflects the amount at the time the Annual Appropriation Bill is passed for that year. However, per the Budget Resolution, Restricted Funds have a continuing appropriation throughout the year, resulting in certain years having more expenditures than originally appropriated in the Annual Appropriation Bill.

3. Capital Fund excludes capital purchases funded with operating dollars.

SUMMARY OF APPROPRIATIONS AND EXP BY CONTROL OFFICER

Control Officers	FY 2023 Expenditures	FY 2023 Appropriations	FY 2024 Expenditures	FY 2024 Appropriations	FY 2025 Appropriations	Difference FY25 - FY24
General Funds						
1025-Offices Under the President	258,548,604	281,305,055	276,008,664	297,022,268	316,866,003	19,843,735
1151-Elected And Appointed Officials	1,062,657,617	1,062,716,475	1,253,420,955	1,119,385,100	1,164,260,259	44,875,159
1588-Fixed Charges	564,085,630	630,257,386	720,092,706	779,843,620	739,372,563	(40,471,057)
Total General Funds	\$1,885,291,851	\$1,974,278,917	\$2,249,522,326	\$2,196,250,989	\$2,220,498,825	\$24,247,837
Health Enterprise Fund						
4010-Cook County Health & Hospital Systems Board	4,878,012,495	3,991,927,938	4,713,053,123	4,256,298,868	5,145,556,036	889,257,168
Total Health Enterprise Fund	\$4,878,012,495	\$3,991,927,938	\$4,713,053,123	\$4,256,298,868	\$5,145,556,036	\$889,257,168
Total General and Enterprise Funds	\$6,763,304,347	\$5,966,206,855	\$6,962,575,449	\$6,452,549,857	\$7,366,054,861	\$913,505,004
Special Purpose						
11306-Election						
1151-Elected And Appointed Officials	25,948,768	30,605,188	47,242,160	64,303,928	31,050,933	(33,252,996)
Total 11306-Election	\$25,948,768	\$30,605,188	\$47,242,160	\$64,303,928	\$31,050,933	\$(33,252,996)
11250-Self Insurance						
1025-Offices Under the President	(31,282,531)	-	62,086,133	-	-	-
Total 11250-Self Insurance	\$(31,282,531)	-	\$62,086,133	-	-	-
11303-Annuity and Benefit Fund						
1025-Offices Under the President	90,158	201,065,759	130,229	105,393,207	223,303,117	117,909,910
Total 11303-Annuity and Benefit Fund	\$90,158	\$201,065,759	\$130,229	\$105,393,207	\$223,303,117	\$117,909,910

SUMMARY OF APPROPRIATIONS AND EXP BY CONTROL OFFICER

Control Officers	FY 2023 Expenditures	FY 2023 Appropriations	FY 2024 Expenditures	FY 2024 Appropriations	FY 2025 Appropriations	Difference FY25 - FY24
11716-Bond and Interest Ser 1999 B Refunding						
1025-Offices Under the President	-	255,851,296	-	259,630,924	259,631,599	675
Total 11716-Bond and Interest Ser 1999 B Refunding	-	\$255,851,296	-	\$259,630,924	\$259,631,599	\$675
11285-Mortgage Foreclosure Mediation Program						
1151-Elected And Appointed Officials	-	2,078,389	212,675	2,900,000	3,799,274	899,274
Total 11285-Mortgage Foreclosure Mediation Program	-	\$2,078,389	\$212,675	\$2,900,000	\$3,799,274	\$899,274
11248-Lead Poisoning Prevention						
4010-Cook County Health & Hospital Systems Board	973,876	3,611,888	770,364	1,336,810	1,544,587	207,777
Total 11248-Lead Poisoning Prevention	\$973,876	\$3,611,888	\$770,364	\$1,336,810	\$1,544,587	\$207,777
11249-Geographical Information System						
1025-Offices Under the President	11,674,740	16,192,647	7,885,764	20,655,126	13,347,909	(7,307,217)
Total 11249-Geographical Information System	\$11,674,740	\$16,192,647	\$7,885,764	\$20,655,126	\$13,347,909	\$(7,307,217)
11252-State's Attorney Narcotics Forfeiture						
1151-Elected And Appointed Officials	2,638,016	2,956,906	3,069,381	3,191,029	3,155,971	(35,058)
Total 11252-State's Attorney Narcotics Forfeiture	\$2,638,016	\$2,956,906	\$3,069,381	\$3,191,029	\$3,155,971	\$(35,058)
11255-Suburban Tuberculosis Sanitarium District						
4010-Cook County Health & Hospital Systems Board	1,168,881	1,202,607	-	-	-	-
Total 11255-Suburban Tuberculosis Sanitarium District	\$1,168,881	\$1,202,607	-	-	-	-
11258-Clerk Circuit Court Administrative						
1151-Elected And Appointed Officials	519,530	548,032	630,222	683,372	741,149	57,777

SUMMARY OF APPROPRIATIONS AND EXP BY CONTROL OFFICER

Control Officers	FY 2023 Expenditures	FY 2023 Appropriations	FY 2024 Expenditures	FY 2024 Appropriations	FY 2025 Appropriations	Difference FY25 - FY24
Total 11258-Clerk Circuit Court Administrative	\$519,530	\$548,032	\$630,222	\$683,372	\$741,149	\$57,777
11259-GIS Fee						
1151-Elected And Appointed Officials	2,033,677	2,722,453	2,507,305	4,115,285	7,452,013	3,336,728
Total 11259-GIS Fee	\$2,033,677	\$2,722,453	\$2,507,305	\$4,115,285	\$7,452,013	\$3,336,728
11260-County Clerk Rental Housing Support Fee						
1151-Elected And Appointed Officials	84,051	93,862	3,786	7,878	100,694	92,816
Total 11260-County Clerk Rental Housing Support Fee	\$84,051	\$93,862	\$3,786	\$7,878	\$100,694	\$92,816
11262-Sheriff's Women's Justice Services						
1151-Elected And Appointed Officials	65	350,000	3,081	320,000	153,768	(166,232)
Total 11262-Sheriff's Women's Justice Services	\$65	\$350,000	\$3,081	\$320,000	\$153,768	\$(166,232)
11268-Assessor Special Revenue						
1151-Elected And Appointed Officials	108,000	108,000	150	639,942	551,356	(88,586)
Total 11268-Assessor Special Revenue	\$108,000	\$108,000	\$150	\$639,942	\$551,356	\$(88,586)
11269-Circuit Court Electronic Citation						
1151-Elected And Appointed Officials	99,059	213,731	90,856	800,508	809,183	8,675
Total 11269-Circuit Court Electronic Citation	\$99,059	\$213,731	\$90,856	\$800,508	\$809,183	\$8,675
11270-Medical Examiner Fees						
1025-Offices Under the President	91,569	727,079	683,657	785,040	782,856	(2,184)
Total 11270-Medical Examiner Fees	\$91,569	\$727,079	\$683,657	\$785,040	\$782,856	\$(2,184)

SUMMARY OF APPROPRIATIONS AND EXP BY CONTROL OFFICER

Control Officers	FY 2023 Expenditures	FY 2023 Appropriations	FY 2024 Expenditures	FY 2024 Appropriations	FY 2025 Appropriations	Difference FY25 - FY24
11271-State's Attorney Records Automation Fund						
1151-Elected And Appointed Officials	192,228	181,295	190,523	196,155	-	(196,155)
Total 11271-State's Attorney Records Automation Fund	\$192,228	\$181,295	\$190,523	\$196,155	-	\$(196,155)
11273-Environmental Control Solid Waste Management						
1025-Offices Under the President	474,008	1,034,773	472,825	1,111,027	892,402	(218,624)
Total 11273-Environmental Control Solid Waste Management	\$474,008	\$1,034,773	\$472,825	\$1,111,027	\$892,402	\$(218,624)
11274-Land Bank Authority						
1638-Cook County Land Bank Authority	-	-	9,933,193	-	-	-
Total 11274-Land Bank Authority	-	-	\$9,933,193	-	-	-
11275-HUD Section 108 Loan Program						
1025-Offices Under the President	2,715,519	2,750,116	-	707,729	710,906	3,177
Total 11275-HUD Section 108 Loan Program	\$2,715,519	\$2,750,116	-	\$707,729	\$710,906	\$3,177
11276-Erroneous Homestead Exemption Recovery						
1151-Elected And Appointed Officials	930,612	983,395	1,124,983	1,215,220	1,266,561	51,341
Total 11276-Erroneous Homestead Exemption Recovery	\$930,612	\$983,395	\$1,124,983	\$1,215,220	\$1,266,561	\$51,341
11277-Pharmaceutical Disposal Fund						
1151-Elected And Appointed Officials	15,239	250,000	-	250,000	295,000	45,000
Total 11277-Pharmaceutical Disposal Fund	\$15,239	\$250,000	-	\$250,000	\$295,000	\$45,000
11278-Sheriff's Operations State Asset Forfeiture						
1151-Elected And Appointed Officials	290,712	1,090,415	406,942	1,005,819	647,944	(357,875)

SUMMARY OF APPROPRIATIONS AND EXP BY CONTROL OFFICER

Control Officers	FY 2023 Expenditures	FY 2023 Appropriations	FY 2024 Expenditures	FY 2024 Appropriations	FY 2025 Appropriations	Difference FY25 - FY24
Total 11278-Sheriff's Operations State Asset Forfeiture	\$290,712	\$1,090,415	\$406,942	\$1,005,819	\$647,944	\$(357,875)
11279-Sheriff's Money Laundering State Asset Forfeiture						
1151-Elected And Appointed Officials	19,546	250,929	-	247,803	248,654	851
Total 11279-Sheriff's Money Laundering State Asset Forfeiture	\$19,546	\$250,929	-	\$247,803	\$248,654	\$851
11288-Zaborowski Fund						
1151-Elected And Appointed Officials	-	812,238	-	812,238	812,238	-
Total 11288-Zaborowski Fund	-	\$812,238	-	\$812,238	\$812,238	-
11291-DOC Program Services Fund						
1151-Elected And Appointed Officials	-	732,492	-	732,492	732,492	-
Total 11291-DOC Program Services Fund	-	\$732,492	-	\$732,492	\$732,492	-
11302-Township Roads						
1025-Offices Under the President	69,310	6,153,428	78,263	7,413,285	7,103,992	(309,293)
Total 11302-Township Roads	\$69,310	\$6,153,428	\$78,263	\$7,413,285	\$7,103,992	\$(309,293)
11310-County Law Library						
1025-Offices Under the President	3,809,451	3,987,308	3,382,821	3,748,277	3,842,762	94,485
Total 11310-County Law Library	\$3,809,451	\$3,987,308	\$3,382,821	\$3,748,277	\$3,842,762	\$94,485
11312-Animal Control						
1025-Offices Under the President	3,051,234	8,151,989	4,043,434	10,614,655	8,119,432	(2,495,224)
Total 11312-Animal Control	\$3,051,234	\$8,151,989	\$4,043,434	\$10,614,655	\$8,119,432	\$(2,495,224)

SUMMARY OF APPROPRIATIONS AND EXP BY CONTROL OFFICER

Control Officers	FY 2023 Expenditures	FY 2023 Appropriations	FY 2024 Expenditures	FY 2024 Appropriations	FY 2025 Appropriations	Difference FY25 - FY24
11314-County Clerk Document Storage System						
1151-Elected And Appointed Officials	5,809,162	9,261,772	5,172,334	9,205,364	9,803,138	597,774
Total 11314-County Clerk Document Storage System	\$5,809,162	\$9,261,772	\$5,172,334	\$9,205,364	\$9,803,138	\$597,774
11316-County Clerk Automation						
1151-Elected And Appointed Officials	927,323	1,815,300	895,401	1,753,053	1,821,029	67,976
Total 11316-County Clerk Automation	\$927,323	\$1,815,300	\$895,401	\$1,753,053	\$1,821,029	\$67,976
11318-Circuit Court Document Storage						
1151-Elected And Appointed Officials	5,858,433	6,930,886	6,262,698	8,277,253	8,897,145	619,893
Total 11318-Circuit Court Document Storage	\$5,858,433	\$6,930,886	\$6,262,698	\$8,277,253	\$8,897,145	\$619,893
11320-Circuit Court Automation						
1151-Elected And Appointed Officials	5,902,813	7,379,396	5,608,995	8,067,361	8,736,233	668,872
Total 11320-Circuit Court Automation	\$5,902,813	\$7,379,396	\$5,608,995	\$8,067,361	\$8,736,233	\$668,872
11322-Circuit Court Illinois Dispute Resolution						
1151-Elected And Appointed Officials	271,322	300,197	300,146	300,146	300,442	296
Total 11322-Circuit Court Illinois Dispute Resolution	\$271,322	\$300,197	\$300,146	\$300,146	\$300,442	\$296
11324-Sheriff 911 - Intergovernmental Agreement - ETSB						
1151-Elected And Appointed Officials	1,628,622	3,327,674	4,528,479	4,170,446	3,169,435	(1,001,010)
Total 11324-Sheriff 911 - Intergovernmental Agreement - ETSB	\$1,628,622	\$3,327,674	\$4,528,479	\$4,170,446	\$3,169,435	\$(1,001,010)
11326-Adult Probation Service Fee						
1151-Elected And Appointed Officials	396,192	4,266,740	450,800	1,653,906	4,149,681	2,495,775

SUMMARY OF APPROPRIATIONS AND EXP BY CONTROL OFFICER

Control Officers	FY 2023 Expenditures	FY 2023 Appropriations	FY 2024 Expenditures	FY 2024 Appropriations	FY 2025 Appropriations	Difference FY25 - FY24
Total 11326-Adult Probation Service Fee	\$396,192	\$4,266,740	\$450,800	\$1,653,906	\$4,149,681	\$2,495,775
11328-Social Services Probation Court Fee						
1151-Elected And Appointed Officials	268,426	1,850,215	278,536	1,673,622	1,549,913	(123,709)
Total 11328-Social Services Probation Court Fee	\$268,426	\$1,850,215	\$278,536	\$1,673,622	\$1,549,913	\$(123,709)
11854-County Treasurer Tax Sales Automation						
1151-Elected And Appointed Officials	11,759,926	12,833,429	13,177,989	14,783,691	17,006,288	2,222,597
Total 11854-County Treasurer Tax Sales Automation	\$11,759,926	\$12,833,429	\$13,177,989	\$14,783,691	\$17,006,288	\$2,222,597
11856-MFT Illinois First (1st)						
1025-Offices Under the President	45,367,416	55,763,852	43,973,777	56,831,140	65,620,749	8,789,609
Total 11856-MFT Illinois First (1st)	\$45,367,416	\$55,763,852	\$43,973,777	\$56,831,140	\$65,620,749	\$8,789,609
11857-PACE Note and Interest Fund						
1025-Offices Under the President	-	-	530,913	818,918	1,394,330	575,412
Total 11857-PACE Note and Interest Fund	-	-	\$530,913	\$818,918	\$1,394,330	\$575,412
11281-PEG Access Support Fund						
1025-Offices Under the President	223,362	324,000	-	110,000	144,000	34,000
Total 11281-PEG Access Support Fund	\$223,362	\$324,000	-	\$110,000	\$144,000	\$34,000
11282-Cook County Assessor GIS Fee Fund						
1151-Elected And Appointed Officials	1,397,672	2,531,062	1,053,394	2,405,108	2,843,365	438,257
Total 11282-Cook County Assessor GIS Fee Fund	\$1,397,672	\$2,531,062	\$1,053,394	\$2,405,108	\$2,843,365	\$438,257

SUMMARY OF APPROPRIATIONS AND EXP BY CONTROL OFFICER

Control Officers	FY 2023 Expenditures	FY 2023 Appropriations	FY 2024 Expenditures	FY 2024 Appropriations	FY 2025 Appropriations	Difference FY25 - FY24
11300-Motor Fuel Tax						
1025-Offices Under the President	127,591,393	278,719,936	145,548,128	334,238,133	422,103,070	87,864,937
Total 11300-Motor Fuel Tax	\$127,591,393	\$278,719,936	\$145,548,128	\$334,238,133	\$422,103,070	\$87,864,937
11284-COVID-19 Federal Programs						
1025-Offices Under the President	40,016,906	16,154,613	2,059,008	20,202,354	-	(20,202,354)
Total 11284-COVID-19 Federal Programs	\$40,016,906	\$16,154,613	\$2,059,008	\$20,202,354	-	\$(20,202,354)
11286-American Rescue Plan Act (ARPA) Fund						
1025-Offices Under the President	163,740,805	662,428,917	140,336,777	628,232,798	167,822,983	(460,409,815)
1151-Elected And Appointed Officials	16,562,093	8,382,361	4,075,819	6,144,564	2,853,034	(3,291,530)
1638-Cook County Land Bank Authority	12,000	-	-	-	-	-
4010-Cook County Health & Hospital Systems Board	26,859,957	58,047,633	20,872,783	49,683,682	45,922,770	(3,760,912)
Total 11286-American Rescue Plan Act (ARPA) Fund	\$207,174,855	\$728,858,911	\$165,285,379	\$684,061,044	\$216,598,787	\$(467,462,256)
11287-Equity Fund SPF						
1025-Offices Under the President	(21,119,307)	39,680,697	1,125,857	106,832,913	112,999,951	6,167,038
1151-Elected And Appointed Officials	-	-	-	20,000	20,000	-
1638-Cook County Land Bank Authority	1,261,210	5,000,000	1,855,073	6,270,000	3,528,398	(2,741,602)
4010-Cook County Health & Hospital Systems Board	-	-	262,500	50,000	1,557,540	1,507,540
Total 11287-Equity Fund SPF	\$(19,858,097)	\$44,680,697	\$3,243,430	\$113,172,913	\$118,105,889	\$4,932,976
11289-Transportation Related Home Rule Taxes						
1025-Offices Under the President	11,159,827	12,382,536	2,588,567	14,831,548	13,155,329	(1,676,219)
1151-Elected And Appointed Officials	232,020,050	225,067,464	52,377,750	233,568,452	239,244,671	5,676,219

SUMMARY OF APPROPRIATIONS AND EXP BY CONTROL OFFICER

Control Officers	FY 2023 Expenditures	FY 2023 Appropriations	FY 2024 Expenditures	FY 2024 Appropriations	FY 2025 Appropriations	Difference FY25 - FY24
Total 11289-Transportation Related Home Rule Taxes	\$243,179,878	\$237,450,000	\$54,966,318	\$248,400,000	\$252,400,000	\$4,000,000
11290-Opioid Remediation and Abatement						
1025-Offices Under the President	-	5,000,000	-	15,414,000	10,000,000	(5,414,000)
1151-Elected And Appointed Officials	-	-	222,937	423,033	330,667	(92,366)
4010-Cook County Health & Hospital Systems Board	364,924	-	-	1,056,678	2,056,553	999,875
Total 11290-Opioid Remediation and Abatement	\$364,924	\$5,000,000	\$222,937	\$16,893,711	\$12,387,220	\$(4,506,490)
11292-Disaster Response and Recovery Fund						
1025-Offices Under the President	-	-	(71,771,931)	-	50,000,000	50,000,000
Total 11292-Disaster Response and Recovery Fund	-	-	\$(71,771,931)	-	\$50,000,000	\$50,000,000
11601-Infrastructure and equipment fund						
1025-Offices Under the President	(30,000,000)	-	(1,419,028)	5,726,382	(9,923,494)	(15,649,876)
1151-Elected And Appointed Officials	-	-	18,080,830	22,195,724	27,107,046	4,911,322
1638-Cook County Land Bank Authority	-	-	-	12,894	25,300	12,406
4010-Cook County Health & Hospital Systems Board	-	-	1,730,318	2,065,000	-	(2,065,000)
Total 11601-Infrastructure and equipment fund	\$(30,000,000)	-	\$18,392,120	\$30,000,000	\$17,208,852	\$(12,791,149)
Total Special Purpose	\$673,996,245	\$1,962,154,896	\$545,127,597	\$2,049,835,911	\$1,785,336,358	\$(264,499,553)
Restricted	158,029,359	500,610,722	120,464,867	432,425,102	435,093,200	2,668,099
Total Operating Fund	\$7,595,329,951	\$8,428,972,474	\$7,628,167,913	\$8,934,810,870	\$9,586,484,419	\$651,673,550
Capital Fund	\$108,878,502	\$364,036,625	\$90,117,825	\$326,947,585	\$355,552,146	\$28,604,561
Grand Total	\$7,704,208,453	\$8,793,009,099	\$7,718,285,738	\$9,261,758,455	\$9,942,036,565	\$680,278,110

NOTES:

1. FY2024 expenditures are reflected as of November 2024 and are unaudited.

2. For Restricted Funds, the appropriation amount reflects the amount at the time the Annual Appropriation Bill is passed for that year. However, per the Budget Resolution, Restricted Funds have a continuing appropriation throughout the year, resulting in certain years having more expenditures than originally appropriated in the Annual Appropriation Bill.

3. Capital Fund excludes capital purchases funded with operating dollars.

SUMMARY OF APPROPRIATIONS AND EXP BY CONTROL OFFICER AND DEPARTMENT

Departments	FY 2023 Expenditures	FY 2023 Appropriations	FY 2024 Expenditures	FY 2024 Appropriations	FY 2025 Appropriations	Difference FY25 - FY24
General Funds						
1010-Office of the President	4,230,585	6,194,664	4,443,706	7,201,972	7,038,323	(163,649)
1205-Justice Advisory Council	1,360,203	1,396,471	2,322,391	2,871,457	3,090,629	219,173
1051-President	\$5,590,788	\$7,591,135	\$6,766,096	\$10,073,429	\$10,128,952	\$55,524
1021-Office of the Chief Financial Officer	1,776,877	2,787,669	2,449,397	2,911,267	2,924,822	13,555
1007-Revenue	10,161,431	11,256,211	9,888,478	11,394,943	11,998,336	603,393
1008-Risk Management	2,515,599	2,897,253	2,675,863	2,963,123	3,243,573	280,450
1014-Budget and Management Services	3,117,531	3,684,059	3,259,834	3,859,759	4,099,318	239,559
1020-County Comptroller	4,093,319	5,420,822	4,094,084	5,516,652	5,600,823	84,171
1022-Contract Compliance	2,101,177	2,297,663	1,854,387	2,324,023	-	(2,324,023)
1030-Chief Procurement Officer	4,714,946	7,375,720	4,872,184	7,126,142	9,662,207	2,536,065
1076-Chief Financial Officer	\$28,480,881	\$35,719,398	\$29,094,226	\$36,095,909	\$37,529,080	\$1,433,170
1009-Enterprise Technology	21,925,683	27,214,104	22,700,268	27,903,664	28,557,653	653,989
1105-Chief Information Officer	\$21,925,683	\$27,214,104	\$22,700,268	\$27,903,664	\$28,557,653	\$653,989
1011-Office of Chief Admin Officer	3,611,013	5,219,452	3,640,479	4,668,477	4,916,265	247,787
1161-Department of Environment and Sustainability	2,516,414	2,434,384	2,785,798	2,786,138	3,201,939	415,800
1259-Medical Examiner	17,913,436	18,511,620	18,170,844	18,986,542	21,172,861	2,186,318
1265-Cook County Department of Emergency Management & Regional Security	2,156,845	2,211,858	2,402,963	2,372,901	2,791,544	418,643
1500-Department of Transportation And Highways	389,810	513,805	277,381	518,944	518,944	-
1115-Chief Administrative Officer	\$26,587,518	\$28,891,120	\$27,277,465	\$29,333,003	\$32,601,552	\$3,268,549
1027-Office of Economic Development	5,782,024	7,029,314	4,655,641	6,647,945	7,911,079	1,263,134
1013-Planning and Development	1,594,283	1,599,887	1,634,975	1,659,022	1,763,593	104,571
1160-Building and Zoning	5,792,571	5,629,455	5,980,030	6,299,435	6,237,784	(61,651)

SUMMARY OF APPROPRIATIONS AND EXP BY CONTROL OFFICER AND DEPARTMENT

Departments	FY 2023 Expenditures	FY 2023 Appropriations	FY 2024 Expenditures	FY 2024 Appropriations	FY 2025 Appropriations	Difference FY25 - FY24
1170-Zoning Board of Appeals	446,725	430,744	445,281	460,305	480,221	19,916
1125-Office of Economic Development	\$13,615,603	\$14,689,400	\$12,715,928	\$15,066,708	\$16,392,678	\$1,325,971
1032-Department of Human Resources	5,714,229	8,211,116	7,057,245	10,571,525	7,107,383	(3,464,141)
1033-Department of Labor Relations	2,439,359	2,651,919	2,625,244	3,462,785	3,561,391	98,606
1034-Office of the Chief Human Resources Officer	-	-	-	-	3,329,144	3,329,144
1019-Employee Appeals Board	2,000	70,895	11,500	70,867	70,867	-
1135-Chief of Human Resources	\$8,155,588	\$10,933,931	\$9,693,989	\$14,105,177	\$14,068,785	\$(36,392)
1031-Office of Asset Management	3,829,516	6,108,526	5,325,811	6,146,936	6,720,412	573,476
1200-Department of Facilities Management	64,791,163	63,394,485	65,759,962	67,115,374	69,689,984	2,574,610
1140-Chief of Asset Management	\$68,620,679	\$69,503,011	\$71,085,773	\$73,262,310	\$76,410,396	\$3,148,086
1002-Human Rights And Ethics	1,243,880	1,535,664	1,253,063	1,692,297	1,792,440	100,143
1145-Department of Human Rights And Ethics	\$1,243,880	\$1,535,664	\$1,253,063	\$1,692,297	\$1,792,440	\$100,143
1026-Administrative Hearing Board	1,171,616	1,527,970	1,170,507	1,567,068	1,537,713	(29,355)
1150-Administrative Hearings	\$1,171,616	\$1,527,970	\$1,170,507	\$1,567,068	\$1,537,713	\$(29,355)
1070-County Auditor	1,171,313	1,911,725	1,223,124	1,969,572	2,090,977	121,405
1155-County Auditor	\$1,171,313	\$1,911,725	\$1,223,124	\$1,969,572	\$2,090,977	\$121,405
1260-Public Defender	81,985,055	81,787,599	93,028,225	85,953,131	95,755,776	9,802,645
1126-Public Defender	\$81,985,055	\$81,787,599	\$93,028,225	\$85,953,131	\$95,755,776	\$9,802,645
1025-Offices Under the President	\$258,548,604	\$281,305,055	\$276,008,664	\$297,022,268	\$316,866,003	\$19,843,735
1018-Office of The Secretary To The Board of Commissioners	1,558,813	2,044,852	1,654,679	2,162,696	2,321,193	158,498
1081-First District	361,041	450,000	434,519	465,000	475,000	10,000
1082-Second District	440,541	450,000	351,946	465,000	475,000	10,000
1083-Third District	412,708	450,000	428,928	465,000	475,000	10,000

SUMMARY OF APPROPRIATIONS AND EXP BY CONTROL OFFICER AND DEPARTMENT

Departments	FY 2023	FY 2023	FY 2024	FY 2024	FY 2025	Difference
	Expenditures	Appropriations	Expenditures	Appropriations	Appropriations	FY25 - FY24
1084-Fourth District	431,918	450,000	431,863	465,000	475,000	10,000
1085-Fifth District	421,002	450,000	359,691	465,000	475,000	10,000
1086-Sixth District	427,375	450,000	443,195	465,000	475,000	10,000
1087-Seventh District	380,310	450,000	441,296	465,000	475,000	10,000
1088-Eighth District	354,242	450,000	444,599	465,000	475,000	10,000
1089-Ninth District	344,805	450,000	383,299	465,000	475,000	10,000
1090-Tenth District	334,188	450,000	381,304	465,000	475,000	10,000
1091-Eleventh District	386,281	508,500	376,972	523,500	533,500	10,000
1092-Twelfth District	437,310	450,000	393,623	465,000	475,000	10,000
1093-Thirteenth District	431,939	450,000	426,568	465,000	475,000	10,000
1094-Fourteenth District	448,424	450,000	450,103	465,000	475,000	10,000
1095-Fifteenth District	411,090	450,000	432,043	465,000	475,000	10,000
1096-Sixteenth District	428,514	450,000	413,791	465,000	475,000	10,000
1097-Seventeenth District	443,730	450,000	437,606	465,000	475,000	10,000
1176-Cook County Board of Commissioners	\$8,454,233	\$9,753,353	\$8,686,026	\$10,126,194	\$10,454,692	\$328,498
1040-County Assessor	28,831,679	31,378,311	31,085,783	32,165,816	34,955,544	2,789,728
1251-Assessor	\$28,831,679	\$31,378,311	\$31,085,783	\$32,165,816	\$34,955,544	\$2,789,728
1050-Board of Review	17,951,102	18,007,729	18,230,530	19,644,374	21,196,744	1,552,370
1276-Board of Review	\$17,951,102	\$18,007,729	\$18,230,530	\$19,644,374	\$21,196,744	\$1,552,370
1060-County Treasurer	687,837	708,963	619,622	706,312	702,067	(4,245)
1301-Treasurer	\$687,837	\$708,963	\$619,622	\$706,312	\$702,067	\$(4,245)
1080-Office of Independent Inspector General	1,921,395	2,307,093	1,907,095	2,456,335	2,789,173	332,837
1327-Inspector General	\$1,921,395	\$2,307,093	\$1,907,095	\$2,456,335	\$2,789,173	\$332,837

SUMMARY OF APPROPRIATIONS AND EXP BY CONTROL OFFICER AND DEPARTMENT

Departments	FY 2023	FY 2023	FY 2024	FY 2024	FY 2025	Difference
	Expenditures	Appropriations	Expenditures	Appropriations	Appropriations	FY25 - FY24
1110-County Clerk	17,553,869	20,619,487	16,850,815	20,686,223	20,201,546	(484,677)
1352-County Clerk	\$17,553,869	\$20,619,487	\$16,850,815	\$20,686,223	\$20,201,546	\$(484,677)
1130-Recorder of Deeds	-	-	12,768	-	-	-
1402-Recorder of Deeds	-	-	\$12,768	-	-	-
1210-Office of the Sheriff	2,387,802	2,397,819	2,110,904	1,940,751	2,045,760	105,009
1214-Sheriff's Administration And Human Resources	37,684,503	37,170,349	39,516,285	40,718,000	42,188,776	1,470,777
1216-Office of Prof Review, Prof Integrity Special Investigations	3,919,324	3,795,376	3,711,090	4,216,212	3,967,044	(249,168)
1217-Sheriff's Information Technology	29,210,458	28,381,401	30,171,379	30,375,835	40,722,865	10,347,030
1239-Department of Corrections	270,518,668	262,599,838	347,576,960	268,866,787	284,705,379	15,838,592
1249-Sheriff's Merit Board	1,805,569	1,876,458	1,827,077	1,964,540	1,875,690	(88,850)
1230-Court Services Division	94,049,748	90,345,519	101,180,114	95,785,664	107,103,192	11,317,528
1231-Police Department	59,522,552	50,711,496	87,386,612	53,782,422	63,741,041	9,958,619
1232-Community Corrections Department	12,458,058	18,249,387	23,613,157	19,051,441	8,776,034	(10,275,407)
1427-Sheriff	\$511,556,682	\$495,527,642	\$637,093,578	\$516,701,652	\$555,125,782	\$38,424,130
1250-State's Attorney	122,759,462	127,793,567	138,565,347	132,868,738	131,844,867	(1,023,871)
1453-State's Attorney	\$122,759,462	\$127,793,567	\$138,565,347	\$132,868,738	\$131,844,867	\$(1,023,871)
1310-Office of the Chief Judge	46,334,671	49,311,461	52,765,874	53,327,933	53,279,104	(48,829)
1280-Adult Probation Dept.	51,690,565	51,443,735	57,108,999	55,621,793	56,475,023	853,230
1305-Public Guardian	26,420,868	25,612,502	26,538,053	26,550,089	27,178,577	628,488
1312-Forensic Clinical Services	3,011,995	3,366,401	3,039,141	3,393,419	3,502,638	109,219
1313-Social Service	20,478,388	18,360,179	21,956,510	20,541,590	22,119,849	1,578,259
1326-Juvenile Probation	35,462,584	37,051,823	41,657,660	39,266,623	40,365,269	1,098,646
1300-Judiciary	13,832,223	15,079,928	16,568,292	15,050,425	15,364,731	314,305

SUMMARY OF APPROPRIATIONS AND EXP BY CONTROL OFFICER AND DEPARTMENT

Departments	FY 2023	FY 2023	FY 2024	FY 2024	FY 2025	Difference
	Expenditures	Appropriations	Expenditures	Appropriations	Appropriations	FY25 - FY24
1440-Juvenile Temporary Detention Center	63,829,316	62,636,187	73,603,546	67,308,346	61,683,826	(5,624,520)
1478-Chief Judge	\$261,060,610	\$262,862,216	\$293,238,076	\$281,060,218	\$279,969,018	\$(1,091,200)
1335-Clerk of the Circuit Court-Office of Clerk	89,917,916	92,105,882	104,844,502	99,599,049	102,419,007	2,819,957
1503-Clerk of the Circuit Court	\$89,917,916	\$92,105,882	\$104,844,502	\$99,599,049	\$102,419,007	\$2,819,957
1390-Public Administrator	1,651,953	1,652,231	1,700,814	1,768,874	1,852,799	83,925
1536-Public Administrator	\$1,651,953	\$1,652,231	\$1,700,814	\$1,768,874	\$1,852,799	\$83,925
1452-Veterans Assistance Commission	310,881	-	585,998	1,601,316	2,749,020	1,147,705
1563-Veterans Assistance Commission	\$310,881	-	\$585,998	\$1,601,316	\$2,749,020	\$1,147,705
1151-Elected And Appointed Officials	\$1,062,657,617	\$1,062,716,475	\$1,253,420,955	\$1,119,385,100	\$1,164,260,259	\$44,875,159
1490-Fixed Charges and Special Purpose Appropriations	475,438,112	546,774,216	660,119,690	709,879,231	644,138,180	(65,741,050)
1499-Fixed Charges and Special Purpose Appropriations	88,647,518	83,483,170	59,973,016	69,964,389	95,234,383	25,269,994
1489-Fixed Charges And Special Purpose Appropriations	\$564,085,630	\$630,257,386	\$720,092,706	\$779,843,620	\$739,372,563	\$(40,471,057)
Total General Funds	\$1,885,291,851	\$1,974,278,917	\$2,249,522,326	\$2,196,250,989	\$2,220,498,825	\$24,247,837
Health Enterprise Fund						
4890-Health System Administration	94,984,264	85,892,359	109,755,439	125,923,427	166,051,572	40,128,146
4240-Cermak Health Services	84,657,694	91,603,319	87,221,690	107,151,085	115,380,949	8,229,864
4241-Health Services - JTDC	8,057,505	9,655,114	8,601,109	9,697,327	11,084,807	1,387,481
4891-Provident Hospital	85,940,631	81,840,934	81,308,473	101,438,445	112,841,642	11,403,197
4893-Ambulatory & Community Health Network of Cook County	139,579,430	129,644,852	163,501,882	180,540,249	209,473,589	28,933,340
4894-Ruth M. Rothstein CORE Center	20,990,677	30,083,916	23,004,050	30,090,011	31,066,336	976,325
4895-Department of Public Health	14,133,557	20,461,383	16,315,455	22,266,880	24,308,812	2,041,932
4896-Health Plan Services	3,434,249,815	2,650,936,266	3,228,905,758	2,527,840,128	3,188,513,333	660,673,205
4897-John H. Stroger Jr, Hospital of Cook County	933,626,840	852,244,215	975,407,213	1,115,701,050	1,245,336,206	129,635,156

SUMMARY OF APPROPRIATIONS AND EXP BY CONTROL OFFICER AND DEPARTMENT

Departments	FY 2023 Expenditures	FY 2023 Appropriations	FY 2024 Expenditures	FY 2024 Appropriations	FY 2025 Appropriations	Difference FY25 - FY24
4898-Oak Forest Health Center	(2,934)	-	-	-	-	-
4899-Special Purpose Appropriations	61,795,016	39,565,580	19,032,055	35,650,267	41,498,790	5,848,523
Total Enterprise Funds	\$4,878,012,495	\$3,991,927,938	\$4,713,053,123	\$4,256,298,868	\$5,145,556,036	\$889,257,168
Total General and Enterprise Funds	\$6,763,304,347	\$5,966,206,855	\$6,962,575,449	\$6,452,549,857	\$7,366,054,861	\$913,505,004
Special Purpose Funds						
1110-County Clerk	24,713,002	28,931,731	27,615,416	37,898,846	30,000,000	(7,898,846)
1525-Board of Elec Comm-Election Fund	1,235,766	1,673,457	19,626,743	26,405,082	1,050,933	(25,354,150)
Total 11306-Election	\$25,948,768	\$30,605,188	\$47,242,160	\$64,303,928	\$31,050,933	\$(33,252,996)
1021-Office of the Chief Financial Officer	(31,282,531)	-	62,086,134	-	-	-
Total 11250-Self Insurance	\$(31,282,531)	-	\$62,086,134	-	-	-
1590-Annuity and Benefits	90,158	201,065,759	130,229	105,393,207	223,303,117	117,909,910
Total 11303-Annuity and Benefit Fund	\$90,158	\$201,065,759	\$130,229	\$105,393,207	\$223,303,117	\$117,909,910
1700-Bond and Interest	-	255,851,296	-	259,630,924	259,631,599	675
Total 11716-Bond and Interest Ser 1999 B Refunding	-	\$255,851,296	-	\$259,630,924	\$259,631,599	\$675
1310-Office of the Chief Judge	-	2,078,389	212,675	2,900,000	3,799,274	899,274
Total 11285-Mortgage Foreclosure Mediation Program	-	\$2,078,389	\$212,675	\$2,900,000	\$3,799,274	\$899,274
4890-Health System Administration	973,876	3,611,888	770,364	1,336,810	1,544,587	207,777
Total 11248-Lead Poisoning Prevention	\$973,876	\$3,611,888	\$770,364	\$1,336,810	\$1,544,587	\$207,777
1009-Enterprise Technology	11,674,740	16,192,647	7,885,764	20,655,126	13,347,909	(7,307,217)

SUMMARY OF APPROPRIATIONS AND EXP BY CONTROL OFFICER AND DEPARTMENT

Departments	FY 2023 Expenditures	FY 2023 Appropriations	FY 2024 Expenditures	FY 2024 Appropriations	FY 2025 Appropriations	Difference FY25 - FY24
Total 11249-Geographical Information System	\$11,674,740	\$16,192,647	\$7,885,764	\$20,655,126	\$13,347,909	\$(7,307,217)
1250-State's Attorney	2,638,016	2,956,906	3,069,381	3,191,029	3,155,971	(35,058)
Total 11252-State's Attorney Narcotics Forfeiture	\$2,638,016	\$2,956,906	\$3,069,381	\$3,191,029	\$3,155,971	\$(35,058)
4890-Health System Administration	1,168,881	1,202,607	-	-	-	-
Total 11255-Suburban Tuberculosis Sanitarium District	\$1,168,881	\$1,202,607	-	-	-	-
1335-Clerk of the Circuit Court-Office of Clerk	519,530	548,032	630,222	683,372	741,149	57,777
Total 11258-Clerk Circuit Court Administrative	\$519,530	\$548,032	\$630,222	\$683,372	\$741,149	\$57,777
1110-County Clerk	2,033,677	2,722,453	2,507,305	4,115,285	7,452,013	3,336,728
Total 11259-GIS Fee	\$2,033,677	\$2,722,453	\$2,507,305	\$4,115,285	\$7,452,013	\$3,336,728
1110-County Clerk	84,051	93,862	3,786	7,878	100,694	92,816
Total 11260-County Clerk Rental Housing Support Fee	\$84,051	\$93,862	\$3,786	\$7,878	\$100,694	\$92,816
1210-Office of the Sheriff	65	350,000	3,081	320,000	153,768	(166,232)
Total 11262-Sheriff's Women's Justice Services	\$65	\$350,000	\$3,081	\$320,000	\$153,768	\$(166,232)
1040-County Assessor	108,000	108,000	150	639,942	551,356	(88,586)
Total 11268-Assessor Special Revenue	\$108,000	\$108,000	\$150	\$639,942	\$551,356	\$(88,586)
1335-Clerk of the Circuit Court-Office of Clerk	99,059	213,731	90,856	800,508	809,183	8,675
Total 11269-Circuit Court Electronic Citation	\$99,059	\$213,731	\$90,856	\$800,508	\$809,183	\$8,675

SUMMARY OF APPROPRIATIONS AND EXP BY CONTROL OFFICER AND DEPARTMENT

Departments	FY 2023 Expenditures	FY 2023 Appropriations	FY 2024 Expenditures	FY 2024 Appropriations	FY 2025 Appropriations	Difference FY25 - FY24
1259-Medical Examiner	91,569	727,079	683,657	785,040	782,856	(2,184)
Total 11270-Medical Examiner Fees	\$91,569	\$727,079	\$683,657	\$785,040	\$782,856	\$(2,184)
1250-State's Attorney	192,228	181,295	190,523	196,155	-	(196,155)
Total 11271-State's Attorney Records Automation Fund	\$192,228	\$181,295	\$190,523	\$196,155	-	\$(196,155)
1161-Department of Environment and Sustainability	474,008	1,034,773	472,825	1,111,027	892,402	(218,624)
Total 11273-Environmental Control Solid Waste Management	\$474,008	\$1,034,773	\$472,825	\$1,111,027	\$892,402	\$(218,624)
1586-Land Bank Authority	-	-	9,933,193	-	-	-
Total 11274-Land Bank Authority	-	-	\$9,933,193	-	-	-
1013-Planning and Development	2,715,519	2,750,116	-	707,729	710,906	3,177
Total 11275-HUD Section 108 Loan Program	\$2,715,519	\$2,750,116	-	\$707,729	\$710,906	\$3,177
1040-County Assessor	930,612	983,395	1,124,983	1,215,220	1,266,561	51,341
Total 11276-Erroneous Homestead Exemption Recovery	\$930,612	\$983,395	\$1,124,983	\$1,215,220	\$1,266,561	\$51,341
1210-Office of the Sheriff	15,239	250,000	-	250,000	295,000	45,000
Total 11277-Pharmaceutical Disposal Fund	\$15,239	\$250,000	-	\$250,000	\$295,000	\$45,000
1210-Office of the Sheriff	290,712	1,090,415	406,942	1,005,819	647,944	(357,875)
Total 11278-Sheriff's Operations State Asset Forfeiture	\$290,712	\$1,090,415	\$406,942	\$1,005,819	\$647,944	\$(357,875)

SUMMARY OF APPROPRIATIONS AND EXP BY CONTROL OFFICER AND DEPARTMENT

Departments	FY 2023 Expenditures	FY 2023 Appropriations	FY 2024 Expenditures	FY 2024 Appropriations	FY 2025 Appropriations	Difference FY25 - FY24
1210-Office of the Sheriff	19,546	250,929	-	247,803	248,654	851
Total 11279-Sheriff's Money Laundering State Asset Forfeiture	\$19,546	\$250,929	-	\$247,803	\$248,654	\$851
1210-Office of the Sheriff	-	812,238	-	812,238	812,238	-
Total 11288-Zaborowski Fund	-	\$812,238	-	\$812,238	\$812,238	-
1210-Office of the Sheriff	-	732,492	-	732,492	732,492	-
Total 11291-DOC Program Services Fund	-	\$732,492	-	\$732,492	\$732,492	-
1500-Department of Transportation And Highways	69,310	6,153,428	78,263	7,413,285	7,103,992	(309,293)
Total 11302-Township Roads	\$69,310	\$6,153,428	\$78,263	\$7,413,285	\$7,103,992	\$(309,293)
1530-Cook County Law Library	3,809,451	3,987,308	3,382,821	3,748,277	3,842,762	94,485
Total 11310-County Law Library	\$3,809,451	\$3,987,308	\$3,382,821	\$3,748,277	\$3,842,762	\$94,485
1510-Cook County Animal and Rabies Control	3,051,234	8,151,989	4,043,434	10,614,655	8,119,432	(2,495,224)
Total 11312-Animal Control	\$3,051,234	\$8,151,989	\$4,043,434	\$10,614,655	\$8,119,432	\$(2,495,224)
1110-County Clerk	5,809,162	9,261,772	5,172,334	9,205,364	9,803,138	597,774
Total 11314-County Clerk Document Storage System	\$5,809,162	\$9,261,772	\$5,172,334	\$9,205,364	\$9,803,138	\$597,774
1110-County Clerk	927,323	1,815,300	895,401	1,753,053	1,821,029	67,976
Total 11316-County Clerk Automation	\$927,323	\$1,815,300	\$895,401	\$1,753,053	\$1,821,029	\$67,976
1335-Clerk of the Circuit Court-Office of Clerk	5,858,433	6,930,886	6,262,698	8,277,253	8,897,145	619,893

SUMMARY OF APPROPRIATIONS AND EXP BY CONTROL OFFICER AND DEPARTMENT

Departments	FY 2023 Expenditures	FY 2023 Appropriations	FY 2024 Expenditures	FY 2024 Appropriations	FY 2025 Appropriations	Difference FY25 - FY24
Total 11318-Circuit Court Document Storage	\$5,858,433	\$6,930,886	\$6,262,698	\$8,277,253	\$8,897,145	\$619,893
1335-Clerk of the Circuit Court-Office of Clerk	5,902,813	7,379,396	5,608,995	8,067,361	8,736,233	668,872
Total 11320-Circuit Court Automation	\$5,902,813	\$7,379,396	\$5,608,995	\$8,067,361	\$8,736,233	\$668,872
1310-Office of the Chief Judge	271,322	300,197	300,146	300,146	300,442	296
Total 11322-Circuit Court Illinois Dispute Resolution	\$271,322	\$300,197	\$300,146	\$300,146	\$300,442	\$296
1210-Office of the Sheriff	1,628,622	3,327,674	4,528,479	4,170,446	3,169,435	(1,001,010)
Total 11324-Sheriff 911 - Intergovernmental Agreement - ETSB	\$1,628,622	\$3,327,674	\$4,528,479	\$4,170,446	\$3,169,435	\$(1,001,010)
1310-Office of the Chief Judge	396,192	4,266,740	450,800	1,653,906	4,149,681	2,495,775
Total 11326-Adult Probation Service Fee	\$396,192	\$4,266,740	\$450,800	\$1,653,906	\$4,149,681	\$2,495,775
1310-Office of the Chief Judge	268,426	1,850,215	278,536	1,673,622	1,549,913	(123,709)
Total 11328-Social Services Probation Court Fee	\$268,426	\$1,850,215	\$278,536	\$1,673,622	\$1,549,913	\$(123,709)
1060-County Treasurer	11,759,926	12,833,429	13,177,989	14,783,691	17,006,288	2,222,597
Total 11854-County Treasurer Tax Sales Automation	\$11,759,926	\$12,833,429	\$13,177,989	\$14,783,691	\$17,006,288	\$2,222,597
1500-Department of Transportation And Highways	45,367,416	55,763,852	43,973,777	56,831,140	65,620,749	8,789,609
Total 11856-MFT Illinois First (1st)	\$45,367,416	\$55,763,852	\$43,973,777	\$56,831,140	\$65,620,749	\$8,789,609
1013-Planning and Development	-	-	530,913	818,918	1,394,330	575,412
Total 11857-PACE Note and Interest Fund	-	-	\$530,913	\$818,918	\$1,394,330	\$575,412

SUMMARY OF APPROPRIATIONS AND EXP BY CONTROL OFFICER AND DEPARTMENT

Departments	FY 2023 Expenditures	FY 2023 Appropriations	FY 2024 Expenditures	FY 2024 Appropriations	FY 2025 Appropriations	Difference FY25 - FY24
1011-Office of Chief Admin Officer	223,362	324,000	-	110,000	144,000	34,000
Total 11281-PEG Access Support Fund	\$223,362	\$324,000	-	\$110,000	\$144,000	\$34,000
1040-County Assessor	1,397,672	2,531,062	1,053,394	2,405,108	2,843,365	438,257
Total 11282-Cook County Assessor GIS Fee Fund	\$1,397,672	\$2,531,062	\$1,053,394	\$2,405,108	\$2,843,365	\$438,257
1500-Department of Transportation And Highways	127,591,393	278,719,936	145,548,128	334,238,133	422,103,070	87,864,937
Total 11300-Motor Fuel Tax	\$127,591,393	\$278,719,936	\$145,548,128	\$334,238,133	\$422,103,070	\$87,864,937
1205-Justice Advisory Council	17,007,152	-	1,814,975	20,002,354	-	(20,002,354)
1013-Planning and Development	23,009,755	16,154,613	244,032	200,000	-	(200,000)
Total 11284-COVID-19 Federal Programs	\$40,016,906	\$16,154,613	\$2,059,008	\$20,202,354	-	\$(20,202,354)
1010-Office of the President	3,332,396	5,237,700	928,373	6,348,643	2,926,173	(3,422,470)
1205-Justice Advisory Council	22,413,701	40,611,817	27,390,096	35,713,428	24,977,371	(10,736,057)
1021-Office of the Chief Financial Officer	8,448,789	6,644,440	8,638,765	10,045,800	3,409,160	(6,636,640)
1007-Revenue	169,353	143,172	-	-	-	-
1008-Risk Management	20,000	-	-	-	-	-
1014-Budget and Management Services	10,125,666	439,460,971	8,792,175	419,768,975	42,014,988	(377,753,987)
1020-County Comptroller	33,735	-	-	-	-	-
1022-Contract Compliance	19,166	-	-	-	-	-
1030-Chief Procurement Officer	32,000	-	-	-	-	-
1009-Enterprise Technology	2,711,345	3,251,603	4,605,179	8,420,743	2,712,126	(5,708,617)

SUMMARY OF APPROPRIATIONS AND EXP BY CONTROL OFFICER AND DEPARTMENT

Departments	FY 2023	FY 2023	FY 2024	FY 2024	FY 2025	Difference
	Expenditures	Appropriations	Expenditures	Appropriations	Appropriations	FY25 - FY24
1011-Office of Chief Admin Officer	1,354,423	2,578,978	919,050	815,550	405,604	(409,946)
1161-Department of Environment and Sustainability	7,810,402	25,147,618	17,293,096	32,966,407	32,552,403	(414,004)
1259-Medical Examiner	101,000	-	-	-	-	-
1265-Cook County Department of Emergency Management & Regional Security	276,333	456,486	346,258	244,414	329,012	84,598
1500-Department of Transportation And Highways	216,000	19,650,000	4,678,013	17,950,000	16,846,532	(1,103,468)
1510-Cook County Animal and Rabies Control	18,000	-	-	-	-	-
1530-Cook County Law Library	21,000	-	-	-	-	-
1027-Office of Economic Development	78,115,634	93,850,332	53,123,212	85,039,391	33,748,033	(51,291,358)
1013-Planning and Development	14,733,571	8,631,353	1,877,274	794,800	1,853,652	1,058,853
1160-Building and Zoning	43,000	-	-	-	-	-
1170-Zoning Board of Appeals	3,000	-	-	-	-	-
1032-Department of Human Resources	5,496,570	5,444,927	343,792	441,007	-	(441,007)
1033-Department of Labor Relations	18,000	-	-	-	-	-
1031-Office of Asset Management	6,897,191	6,459,029	10,649,675	8,045,848	4,965,633	(3,080,215)
1200-Department of Facilities Management	554,687	3,505,386	387,028	800,000	-	(800,000)
1002-Human Rights And Ethics	35,960	-	-	-	-	-
1026-Administrative Hearing Board	7,000	-	-	-	-	-
1070-County Auditor	11,026	200,273	-	219,442	-	(219,442)
1260-Public Defender	721,857	1,154,834	364,793	618,351	1,082,296	463,944
1018-Office of The Secretary To The Board of Commissioners	9,000	-	-	-	-	-
1081-First District	3,000	-	-	-	-	-
1082-Second District	3,000	-	-	-	-	-
1083-Third District	3,000	-	-	-	-	-

SUMMARY OF APPROPRIATIONS AND EXP BY CONTROL OFFICER AND DEPARTMENT

Departments	FY 2023 Expenditures	FY 2023 Appropriations	FY 2024 Expenditures	FY 2024 Appropriations	FY 2025 Appropriations	Difference FY25 - FY24
1084-Fourth District	4,000	-	-	-	-	-
1085-Fifth District	2,000	-	-	-	-	-
1086-Sixth District	2,000	-	-	-	-	-
1087-Seventh District	3,000	-	-	-	-	-
1088-Eighth District	2,000	-	-	-	-	-
1089-Ninth District	3,000	-	-	-	-	-
1090-Tenth District	3,000	-	-	-	-	-
1091-Eleventh District	3,000	-	-	-	-	-
1092-Twelfth District	4,000	-	-	-	-	-
1093-Thirteenth District	3,000	-	-	-	-	-
1094-Fourteenth District	3,000	-	-	-	-	-
1095-Fifteenth District	3,000	-	-	-	-	-
1096-Sixteenth District	3,000	-	-	-	-	-
1097-Seventeenth District	3,000	-	-	-	-	-
1040-County Assessor	209,000	-	-	-	-	-
1050-Board of Review	143,865	-	110,785	268,000	-	(268,000)
1060-County Treasurer	66,000	-	-	-	-	-
1080-Office of Independent Inspector General	16,000	-	-	-	-	-
1110-County Clerk	266,000	-	-	-	-	-
1210-Office of the Sheriff	166,000	-	-	-	-	-
1214-Sheriff's Administration And Human Resources	264,000	-	-	-	-	-
1216-Office of Prof Review, Prof Integrity Special Investigations	9,000	-	-	-	-	-
1217-Sheriff's Information Technology	101,000	-	-	-	-	-

SUMMARY OF APPROPRIATIONS AND EXP BY CONTROL OFFICER AND DEPARTMENT

Departments	FY 2023	FY 2023	FY 2024	FY 2024	FY 2025	Difference
	Expenditures	Appropriations	Expenditures	Appropriations	Appropriations	FY25 - FY24
1239-Department of Corrections	2,994,250	-	-	-	-	-
1249-Sheriff's Merit Board	21,000	-	-	-	-	-
1230-Court Services Division	801,750	-	-	-	-	-
1231-Police Department	658,000	-	-	-	-	-
1232-Community Corrections Department	212,750	-	-	-	-	-
1250-State's Attorney	2,045,236	1,748,628	625,112	885,187	1,023,307	138,120
1310-Office of the Chief Judge	3,276,813	4,352,215	2,941,238	4,592,693	1,829,727	(2,762,966)
1280-Adult Probation Dept.	539,000	-	-	-	-	-
1305-Public Guardian	207,000	-	-	-	-	-
1312-Forensic Clinical Services	23,000	-	-	-	-	-
1313-Social Service	227,274	-	-	-	-	-
1326-Juvenile Probation	292,000	-	-	-	-	-
1440-Juvenile Temporary Detention Center	472,000	-	-	-	-	-
1335-Clerk of the Circuit Court-Office of Clerk	3,478,155	2,281,518	-	-	-	-
1390-Public Administrator	14,000	-	-	-	-	-
1452-Veterans Assistance Commission	-	-	398,684	398,684	-	(398,684)
1586-Land Bank Authority	12,000	-	-	-	-	-
4890-Health System Administration	734,288	742,745	214,810	828,669	803,970	(24,699)
4240-Cermak Health Services	485,000	-	-	-	-	-
4241-Health Services - JTDC	58,097	227,583	220,753	221,608	295,916	74,308
4891-Provident Hospital	282,000	-	-	-	-	-
4893-Ambulatory & Community Health Network of Cook County	3,470,437	2,036,631	1,856,146	2,278,093	1,400,419	(877,673)
4894-Ruth M. Rothstein CORE Center	75,000	-	-	-	-	-

SUMMARY OF APPROPRIATIONS AND EXP BY CONTROL OFFICER AND DEPARTMENT

Departments	FY 2023 Expenditures	FY 2023 Appropriations	FY 2024 Expenditures	FY 2024 Appropriations	FY 2025 Appropriations	Difference FY25 - FY24
4895-Department of Public Health	11,065,403	16,621,098	6,221,326	12,580,791	16,472,117	3,891,325
4896-Health Plan Services	1,444,505	-	296,590	-	-	-
4897-John H. Stroger Jr, Hospital of Cook County	9,245,227	38,419,575	12,063,158	33,774,521	26,950,348	(6,824,173)
Total 11286-American Rescue Plan Act (ARPA) Fund	\$207,174,855	\$728,858,911	\$165,285,379	\$684,061,044	\$216,598,787	\$(467,462,256)
1010-Office of the President	(10,169,758)	7,830,242	(14,291,021)	42,403,913	45,518,000	3,114,087
1205-Justice Advisory Council	(12,753,823)	4,850,455	7,964,065	35,250,000	55,178,726	19,928,726
1161-Department of Environment and Sustainability	-	-	38,870	61,000	2,110,425	2,049,425
1500-Department of Transportation And Highways	-	-	107,007	71,500	2,421,300	2,349,800
1027-Office of Economic Development	1,804,274	27,000,000	7,260,691	29,000,000	7,680,000	(21,320,000)
1002-Human Rights And Ethics	-	-	46,245	46,500	91,500	45,000
1018-Office of The Secretary To The Board of Commissioners	-	-	-	20,000	20,000	-
1586-Land Bank Authority	1,261,210	5,000,000	1,855,073	6,270,000	3,528,398	(2,741,602)
4895-Department of Public Health	-	-	262,500	50,000	1,557,540	1,507,540
Total 11287-Equity Fund SPF	\$(19,858,097)	\$44,680,697	\$3,243,430	\$113,172,913	\$118,105,889	\$4,932,976
1260-Public Defender	11,159,827	12,382,536	2,588,567	14,831,548	13,155,329	(1,676,219)
1239-Department of Corrections	111,942,676	107,302,918	22,705,117	109,974,922	102,358,442	(7,616,480)
1231-Police Department	31,384,010	32,130,417	11,226,148	37,718,764	35,067,164	(2,651,600)
1232-Community Corrections Department	14,505,506	10,446,498	3,072,493	10,758,476	12,350,965	1,592,489
1250-State's Attorney	22,435,875	18,290,813	5,436,517	20,132,526	26,411,021	6,278,495
1310-Office of the Chief Judge	7,559,729	8,930,544	1,629,755	7,922,316	9,965,284	2,042,968
1280-Adult Probation Dept.	6,611,479	5,878,930	1,279,308	5,846,740	9,286,436	3,439,696

SUMMARY OF APPROPRIATIONS AND EXP BY CONTROL OFFICER AND DEPARTMENT

Departments	FY 2023 Expenditures	FY 2023 Appropriations	FY 2024 Expenditures	FY 2024 Appropriations	FY 2025 Appropriations	Difference FY25 - FY24
1313-Social Service	1,176,572	1,757,121	(23,914)	2,290,293	1,276,447	(1,013,846)
1326-Juvenile Probation	8,947,933	8,164,196	1,347,796	8,735,984	12,872,563	4,136,579
1300-Judiciary	2,612,590	2,437,243	713,323	2,525,549	2,982,557	457,008
1440-Juvenile Temporary Detention Center	11,597,117	11,385,270	2,217,819	11,033,841	11,426,571	392,730
1335-Clerk of the Circuit Court-Office of Clerk	13,246,564	18,343,516	2,773,389	16,629,041	15,247,221	(1,381,820)
Total 11289-Transportation Related Home Rule Taxes	\$243,179,878	\$237,450,000	\$54,966,318	\$248,400,000	\$252,400,000	\$4,000,000
1014-Budget and Management Services	-	5,000,000	-	15,414,000	10,000,000	(5,414,000)
1231-Police Department	-	-	222,937	423,033	330,667	(92,366)
4890-Health System Administration	-	-	-	428,088	-	(428,088)
4240-Cermak Health Services	118,237	-	-	628,590	703,500	74,910
4891-Provident Hospital	10,562	-	-	-	-	-
4893-Ambulatory & Community Health Network of Cook County	14,360	-	-	-	552,253	552,253
4894-Ruth M. Rothstein CORE Center	7,582	-	-	-	-	-
4897-John H. Stroger Jr, Hospital of Cook County	214,183	-	-	-	800,800	800,800
Total 11290-Opioid Remediation and Abatement	\$364,924	\$5,000,000	\$222,937	\$16,893,711	\$12,387,220	\$(4,506,490)
1265-Cook County Department of Emergency Management & Regional Security	-	-	(71,771,931)	-	50,000,000	50,000,000
Total 11292-Disaster Response and Recovery Fund	-	-	\$(71,771,931)	-	\$50,000,000	\$50,000,000
1010-Office of the President	-	-	-	36,533	-	(36,533)
1021-Office of the Chief Financial Officer	(30,000,000)	-	(9,116,389)	(5,656,386)	(39,574,270)	(33,917,884)
1007-Revenue	-	-	-	40,831	-	(40,831)
1014-Budget and Management Services	-	-	-	8,596	-	(8,596)

SUMMARY OF APPROPRIATIONS AND EXP BY CONTROL OFFICER AND DEPARTMENT

Departments	FY 2023	FY 2023	FY 2024	FY 2024	FY 2025	Difference
	Expenditures	Appropriations	Expenditures	Appropriations	Appropriations	FY25 - FY24
1020-County Comptroller	-	-	-	53,725	-	(53,725)
1009-Enterprise Technology	-	-	6,437,354	9,530,105	14,207,577	4,677,472
1011-Office of Chief Admin Officer	-	-	425,401	486,096	268,532	(217,564)
1161-Department of Environment and Sustainability	-	-	-	38,682	-	(38,682)
1259-Medical Examiner	-	-	74,981	-	-	-
1265-Cook County Department of Emergency Management & Regional Security	-	-	-	12,894	-	(12,894)
1500-Department of Transportation And Highways	-	-	100,610	192,321	130,000	(62,321)
1013-Planning and Development	-	-	-	8,596	-	(8,596)
1160-Building and Zoning	-	-	-	10,745	-	(10,745)
1032-Department of Human Resources	-	-	-	46,490	-	(46,490)
1031-Office of Asset Management	-	-	-	10,745	15,044,667	15,033,922
1200-Department of Facilities Management	-	-	587,613	692,425	-	(692,425)
1260-Public Defender	-	-	71,401	213,984	-	(213,984)
1018-Office of The Secretary To The Board of Commissioners	-	-	-	32,235	-	(32,235)
1040-County Assessor	-	-	-	62,500	766,300	703,800
1050-Board of Review	-	-	19,979	300,000	98,900	(201,100)
1080-Office of Independent Inspector General	-	-	-	-	23,000	23,000
1110-County Clerk	-	-	228,250	462,500	1,562,386	1,099,886
1214-Sheriff's Administration And Human Resources	-	-	2,928,423	3,200,377	912,119	(2,288,258)
1217-Sheriff's Information Technology	-	-	12,111,851	12,603,365	9,350,456	(3,252,909)
1250-State's Attorney	-	-	818,492	1,660,128	4,878,136	3,218,008
1310-Office of the Chief Judge	-	-	1,000,808	1,091,966	4,920,254	3,828,288
1280-Adult Probation Dept.	-	-	99,496	165,000	477,000	312,000

SUMMARY OF APPROPRIATIONS AND EXP BY CONTROL OFFICER AND DEPARTMENT

Departments	FY 2023 Expenditures	FY 2023 Appropriations	FY 2024 Expenditures	FY 2024 Appropriations	FY 2025 Appropriations	Difference FY25 - FY24
1305-Public Guardian	-	-	-	556,378	426,035	(130,343)
1313-Social Service	-	-	47,864	56,000	-	(56,000)
1326-Juvenile Probation	-	-	129,625	534,545	773,578	239,033
1335-Clerk of the Circuit Court-Office of Clerk	-	-	696,043	1,470,730	2,882,082	1,411,352
1390-Public Administrator	-	-	-	-	36,800	36,800
1586-Land Bank Authority	-	-	-	12,894	25,300	12,406
4890-Health System Administration	-	-	500,000	500,000	-	(500,000)
4893-Ambulatory & Community Health Network of Cook County	-	-	499,999	500,000	-	(500,000)
4895-Department of Public Health	-	-	403,947	500,000	-	(500,000)
4897-John H. Stroger Jr, Hospital of Cook County	-	-	326,372	565,000	-	(565,000)
Total 11601-Infrastructure and equipment fund	\$(30,000,000)	-	\$18,392,120	\$30,000,000	\$17,208,852	\$(12,791,149)
Total Special Purpose Funds	\$673,996,245	\$1,962,154,896	\$545,127,597	\$2,049,835,911	\$1,785,336,358	\$(264,499,553)
Restricted	158,029,359	500,610,722	120,464,867	432,425,102	435,093,200	2,668,099
Total Operating Funds	\$7,595,329,951	\$8,428,972,474	\$7,628,167,913	\$8,934,810,870	\$9,586,484,419	\$651,673,550
Capital Fund	\$108,878,502	\$364,036,625	\$90,117,825	\$326,947,585	\$355,552,146	\$28,604,561
Grand Total	\$7,704,208,453	\$8,793,009,099	\$7,718,285,738	\$9,261,758,455	\$9,942,036,565	\$680,278,110

NOTES:

1. FY2024 expenditures are reflected as of November 2024 and are unaudited.

2. For Restricted Funds, the appropriation amount reflects the amount at the time the Annual Appropriation Bill is passed for that year. However, per the Budget Resolution, Restricted Funds have a continuing appropriation throughout the year, resulting in certain years having more expenditures than originally appropriated in the Annual Appropriation Bill.

3. Capital Fund excludes capital purchases funded with operating dollars.

SUMMARY OF APPROPRIATIONS BY CONTROL OFFICER

Control Officer	Corporate Fund	Public Safety Fund	Health Enterprise Fund	Election Fund	Special Purpose Funds	Restricted	Capital	Total Appropriations
1051-President	\$7,038,323	\$3,090,629	-	-	\$128,600,270	\$2,632,401	-	\$141,361,623
1076-Chief Financial Officer	37,529,080	-	-	-	498,784,594	100,000	-	536,413,674
1105-Chief Information Officer	28,557,653	-	-	-	30,267,612	-	-	58,825,265
1115-Chief Administrative Officer	8,637,147	23,964,404	-	-	613,673,072	133,974,736	-	780,249,359
1125-Office of Economic Development	16,392,678	-	-	-	45,386,921	135,438,751	-	197,218,351
1135-Chief of Human Resources	14,068,785	-	-	-	-	-	-	14,068,785
1140-Chief of Asset Management	6,720,412	69,689,984	-	-	20,010,300	-	-	96,420,696
1145-Department of Human Rights And Ethics	1,792,440	-	-	-	91,500	-	-	1,883,940
1150-Administrative Hearings	1,537,713	-	-	-	-	-	-	1,537,713
1155-County Auditor	2,090,977	-	-	-	-	-	-	2,090,977
1126-Public Defender	-	95,755,776	-	-	14,237,625	75,000	-	110,068,400
1025-Offices Under the President	\$124,365,209	\$192,500,794	-	-	\$1,351,051,893	272,220,888	-	\$1,940,138,784
1176-Cook County Board of Commissioners	10,454,692	-	-	-	20,000	-	-	10,474,692
1251-Assessor	34,955,544	-	-	-	5,427,581	-	-	40,383,126
1276-Board of Review	21,196,744	-	-	-	98,900	-	-	21,295,644
1301-Treasurer	702,067	-	-	-	17,006,288	-	-	17,708,355
1327-Inspector General	2,789,173	-	-	-	23,000	-	-	2,812,173
1352-County Clerk	20,201,546	-	-	30,000,000	20,739,260	2,500,000	-	73,440,806
1377-Board of Election Commissioners	-	-	-	1,050,933	-	-	-	1,050,933
1427-Sheriff	-	555,125,782	-	-	166,429,345	29,336,053	-	750,891,179
1453-State's Attorney	-	131,844,867	-	-	35,468,435	54,016,125	-	221,329,427
1478-Chief Judge	-	279,969,018	-	-	66,035,762	20,681,366	-	366,686,146
1503-Clerk of the Circuit Court	-	102,419,007	-	-	37,313,013	560,000	-	140,292,020
1536-Public Administrator	-	1,852,799	-	-	36,800	-	-	1,889,599
1563-Veterans Assistance Commission	2,749,020	-	-	-	-	-	-	2,749,020
1151-Elected And Appointed Officials	\$93,048,786	\$1,071,211,473	-	\$31,050,933	\$348,598,383	107,093,544	-	\$1,651,003,119
1489-Fixed Charges And Special Purpose Appropriations	644,138,180	95,234,383	-	-	-	-	-	739,372,563
1588-Fixed Charges	\$644,138,180	\$95,234,383	-	-	-	-	-	\$739,372,563
1943-Cook County Land Bank Authority	-	-	-	-	3,553,698	562,000	-	4,115,698
1638-Cook County Land Bank Authority	-	-	-	-	\$3,553,698	562,000	-	\$4,115,698
4020-Cook County Health & Hospital Systems Board	-	-	5,145,556,036	-	51,081,450	55,216,768	-	5,251,854,254
4010-Cook County Health & Hospital Systems Board	-	-	\$5,145,556,036	-	\$51,081,450	55,216,768	-	\$5,251,854,254
Total Operating Funds	\$861,552,176	\$1,358,946,649	\$5,145,556,036	\$31,050,933	\$1,754,285,425	\$435,093,200	-	\$9,586,484,419
Capital Fund*	-	-	-	-	-	-	\$355,552,146	\$355,552,146
Grand Totals	\$861,552,176	\$1,358,946,649	\$5,145,556,036	\$31,050,933	\$1,754,285,425	\$435,093,200	\$355,552,146	\$9,942,036,565

NOTES:

1. FY2024 expenditures are reflected as of November 2024 and are unaudited.

2. For Restricted Funds, the appropriation amount reflects the amount at the time the Annual Appropriation Bill is passed for that year. However, per the Budget Resolution, Restricted Funds have a continuing appropriation throughout the year, resulting in certain years having more expenditures than originally appropriated in the Annual Appropriation Bill.

3. Capital Fund excludes capital purchases funded with operating dollars.

SUMMARY OF FTE BY FUND

Departments	2016	2017	2018	2019	2020	2021	2022	2023	2024	2025
General Fund										
Corporate Fund										
1010-Office of the President	19.0	18.0	17.9	18.8	25.0	24.0	31.0	42.0	43.0	43.0
1021-Office of the Chief Financial Officer	10.0	11.0	11.0	12.1	13.0	13.0	15.0	24.0	21.0	21.0
1007-Revenue	76.6	76.6	79.6	82.7	85.0	79.0	86.0	85.0	84.0	84.0
1008-Risk Management	22.0	22.0	23.0	25.1	25.0	25.0	25.0	27.0	27.0	27.0
1014-Budget and Management Services	20.0	19.0	20.0	19.0	16.0	18.0	18.0	33.0	33.0	33.0
1020-County Comptroller	42.1	41.7	37.0	38.0	39.0	39.0	39.0	54.0	54.0	54.0
1022-Contract Compliance	12.0	12.0	12.0	12.1	13.0	12.0	16.0	30.0	30.0	-
1030-Chief Procurement Officer	37.0	32.0	31.0	31.0	31.0	37.0	38.0	59.0	59.0	87.0
1009-Enterprise Technology	134.0	135.0	131.9	144.1	147.0	141.0	136.0	193.0	190.0	182.0
1029-Enterprise Resource Planning (ERP)	16.0	16.0	14.1	-	-	-	-	-	-	-
1011-Office of Chief Admin Officer	31.0	31.7	31.1	37.0	44.0	42.0	42.0	45.0	49.0	48.0
1161-Department of Environment and Sustainability	21.7	23.0	24.0	25.1	26.0	24.0	26.0	26.0	28.0	30.0
1500-Department of Transportation And Highways	48.2	-	-	-	-	-	-	-	-	-
1027-Office of Economic Development	6.0	10.0	6.9	10.0	12.0	17.0	19.0	36.2	36.2	38.2
1013-Planning and Development	11.0	12.0	6.7	8.1	13.0	12.0	12.0	12.0	11.2	8.5
1160-Building and Zoning	38.0	42.0	40.6	43.1	45.0	45.0	45.0	45.0	46.0	45.0
1170-Zoning Board of Appeals	5.0	5.0	3.1	3.1	3.0	3.0	3.0	3.0	3.0	3.0
1032-Department of Human Resources	48.0	44.0	54.2	59.3	60.0	57.0	50.0	73.0	91.0	64.0
1033-Department of Labor Relations	-	-	-	-	-	-	20.0	22.0	27.0	28.0
1034-Office of the Chief Human Resources Officer	-	-	-	-	-	-	-	-	-	20.0
1031-Office of Asset Management	23.0	25.0	26.1	28.1	31.0	30.0	38.0	42.0	45.0	47.0
1002-Human Rights And Ethics	10.5	10.0	9.2	9.2	10.0	9.0	9.0	13.0	15.0	15.0
1026-Administrative Hearing Board	9.0	9.0	9.1	9.1	9.0	9.0	9.0	9.0	9.0	9.0
1070-County Auditor	12.0	12.0	12.0	12.0	12.0	12.0	12.0	21.0	21.0	21.0
1018-Office of The Secretary To The Board of Commissioners	9.8	9.8	10.0	10.6	10.8	11.0	11.0	12.0	13.0	13.0
1081-First District	5.0	5.0	5.0	5.0	5.0	5.0	5.0	5.0	4.0	4.0

SUMMARY OF FTE BY FUND

Departments	2016	2017	2018	2019	2020	2021	2022	2023	2024	2025
1082-Second District	4.0	4.0	5.0	5.0	5.0	5.0	5.0	5.0	5.0	5.0
1083-Third District	4.0	4.0	4.0	4.1	5.0	5.0	5.0	5.0	5.0	5.0
1084-Fourth District	5.0	5.0	5.0	5.0	5.0	5.0	5.0	5.0	5.0	5.0
1085-Fifth District	4.0	5.0	4.0	4.1	4.1	5.0	5.0	5.0	5.0	5.0
1086-Sixth District	5.0	5.0	5.0	5.0	5.0	5.0	5.0	5.0	5.0	5.0
1087-Seventh District	5.0	5.0	5.0	5.0	5.0	5.0	5.0	5.0	5.0	5.0
1088-Eighth District	5.0	5.0	5.0	5.0	5.0	5.0	5.0	5.0	5.0	5.0
1089-Ninth District	4.4	4.1	4.1	4.2	4.2	4.2	4.2	5.0	5.0	5.0
1090-Tenth District	5.0	5.0	5.0	5.0	5.0	5.0	5.0	5.0	5.0	5.0
1091-Eleventh District	5.7	5.7	5.7	6.2	6.0	6.0	6.0	6.0	6.0	6.0
1092-Twelfth District	4.0	4.0	4.0	4.1	5.0	5.0	5.0	5.0	5.0	5.0
1093-Thirteenth District	4.6	4.5	4.5	4.6	4.2	4.2	4.6	5.0	5.0	5.0
1094-Fourteenth District	4.0	4.0	5.0	5.0	5.0	5.0	5.0	5.0	5.0	4.0
1095-Fifteenth District	5.0	5.0	5.0	5.0	5.0	5.0	5.0	5.0	5.0	5.0
1096-Sixteenth District	4.0	4.0	4.1	4.1	4.0	5.0	5.0	5.0	5.0	5.0
1097-Seventeenth District	4.0	4.0	4.0	4.1	5.0	4.0	4.0	4.0	4.0	4.0
1040-County Assessor	342.0	309.0	258.0	253.0	260.0	259.0	259.0	268.0	278.0	284.0
1050-Board of Review	125.0	130.0	111.0	115.0	142.0	142.0	142.0	157.0	167.0	167.0
1060-County Treasurer	14.0	13.0	10.0	9.0	9.0	7.0	7.0	7.0	6.0	6.0
1080-Office of Independent Inspector General	20.0	18.0	17.0	17.0	19.0	19.0	19.0	19.0	19.0	20.0
1110-County Clerk	136.0	135.0	130.6	129.6	136.4	183.4	186.0	193.0	193.0	193.0
1130-Recorder of Deeds	92.0	81.0	78.0	80.0	71.0	-	-	-	-	-
1452-Veterans Assistance Commission	-	-	-	-	-	-	-	-	11.0	15.0
Total Corporate Fund	1,468.6	1,381.1	1,294.5	1,321.6	1,389.7	1,352.8	1,396.8	1,635.2	1,693.4	1,688.7
Public Safety Fund										
1205-Justice Advisory Council	7.0	7.0	6.1	7.0	8.0	10.8	14.0	14.0	29.0	31.0
1259-Medical Examiner	127.7	117.4	113.1	113.0	105.0	107.0	116.2	118.0	119.0	119.0

SUMMARY OF FTE BY FUND

Departments	2016	2017	2018	2019	2020	2021	2022	2023	2024	2025
1265-Cook County Department of Emergency Management & Regional Security	25.0	21.0	16.5	7.9	7.5	6.5	6.5	17.5	19.5	22.0
1451-Department of Adoption and Family Supportive Services	11.0	11.0	10.0	10.0	9.0	-	-	-	-	-
1200-Department of Facilities Management	526.2	524.0	515.1	511.0	521.0	524.0	525.0	525.0	521.0	540.5
1260-Public Defender	693.0	679.0	676.4	685.0	690.0	694.0	740.0	791.0	823.0	823.0
1210-Office of the Sheriff	23.0	21.0	19.0	13.0	14.0	13.0	12.0	15.0	11.0	10.0
1214-Sheriff's Administration And Human Resources	108.5	339.6	299.5	339.0	366.0	330.0	318.0	321.0	382.0	363.0
1216-Office of Prof Review, Prof Integrity Special Investigations	78.0	99.0	86.0	34.0	33.0	31.0	33.0	33.0	38.0	36.0
1217-Sheriff's Information Technology	219.0	35.0	28.0	97.0	101.0	91.0	116.0	119.0	141.0	181.0
1239-Department of Corrections	4,295.0	4,267.7	3,870.2	3,715.0	3,439.0	3,480.0	3,401.0	3,389.0	3,162.0	2,997.0
1249-Sheriff's Merit Board	30.0	28.0	13.0	19.0	17.0	19.0	21.0	19.0	22.0	21.0
1230-Court Services Division	1,292.2	1,173.0	1,035.5	1,024.0	1,063.0	799.0	909.0	910.0	881.0	946.0
1231-Police Department	658.5	643.0	614.0	625.0	639.0	624.0	671.0	677.0	747.0	815.0
1232-Community Corrections Department	-	-	-	-	194.0	173.0	239.0	239.0	237.0	214.0
1250-State's Attorney	1,149.1	1,134.2	1,126.1	1,150.2	1,170.0	1,170.4	1,205.0	1,244.0	1,244.0	1,244.0
1310-Office of the Chief Judge	457.7	463.7	415.8	443.2	505.7	484.6	513.7	545.6	552.9	583.7
1280-Adult Probation Dept.	640.0	586.6	518.0	562.0	639.5	554.0	554.0	590.0	586.0	586.0
1305-Public Guardian	229.4	220.8	208.8	209.0	210.0	208.4	219.4	223.0	229.0	240.0
1312-Forensic Clinical Services	31.1	29.9	24.3	24.8	24.8	24.8	24.8	24.8	25.0	25.0
1313-Social Service	198.0	201.0	174.0	189.0	212.0	207.0	220.0	244.0	248.0	253.0
1326-Juvenile Probation	423.4	421.1	342.0	374.0	373.0	329.0	329.0	326.0	367.7	417.4
1300-Judiciary	437.0	437.0	437.0	437.0	437.0	437.0	437.0	437.0	437.0	437.0
1440-Juvenile Temporary Detention Center	703.5	679.0	569.5	617.8	610.8	604.3	574.3	574.0	531.0	523.0
1335-Clerk of the Circuit Court-Office of Clerk	1,463.2	1,433.5	1,334.3	1,270.8	1,320.2	1,256.2	1,323.0	1,402.1	1,333.2	1,327.4
1390-Public Administrator	17.0	17.0	15.0	15.0	15.0	15.0	15.0	15.0	15.0	15.0
Total Public Safety Fund	13,843.5	13,589.5	12,467.1	12,492.5	12,724.4	12,192.9	12,536.8	12,812.9	12,701.3	12,770.0
Total General Fund	15,312.1	14,970.6	13,761.6	13,814.1	14,114.0	13,545.7	13,933.6	14,448.1	14,394.7	14,458.7

SUMMARY OF FTE BY FUND

Departments	2016	2017	2018	2019	2020	2021	2022	2023	2024	2025
Health Enterprise Fund										
4890-Health System Administration	485.0	503.0	504.7	366.0	328.0	317.0	375.0	469.0	555.8	483.3
4240-Cermak Health Services	609.0	637.5	653.0	631.0	575.0	667.0	657.0	654.0	601.0	590.0
4241-Health Services - JTDC	35.0	38.0	33.0	65.0	62.0	59.8	60.8	64.0	60.0	61.0
4891-Provident Hospital	354.0	339.0	328.0	377.8	401.0	388.2	394.0	396.0	376.0	435.0
4893-Ambulatory & Community Health Network of Cook County	775.0	847.0	828.0	848.8	401.0	345.1	880.0	905.0	849.0	866.0
4894-Ruth M. Rothstein CORE Center	78.0	78.0	74.0	75.0	71.0	71.0	72.0	72.0	70.0	74.0
4895-Department of Public Health	123.0	108.0	110.0	102.0	118.0	128.0	129.0	173.0	123.2	125.7
4896-Health Plan Services	23.0	99.0	179.0	495.0	407.0	344.0	441.0	444.0	433.0	428.0
4897-John H. Stroger Jr, Hospital of Cook County	4,154.7	4,133.4	4,119.0	4,240.8	4,189.3	4,482.4	4,581.0	4,457.0	4,258.0	4,466.0
4898-Oak Forest Health Center	99.0	82.0	66.0	37.8	49.0	-	-	-	-	-
Total Health Enterprise Fund	6,735.7	6,864.9	6,894.7	7,239.3	6,601.3	6,802.4	7,589.8	7,634.0	7,326.0	7,529.0
Total General and Enterprise Funds	22,047.8	21,835.5	20,656.3	21,053.4	20,715.3	20,348.1	21,523.4	22,082.1	21,720.7	21,987.7
Special Purpose and Election Funds										
Election Fund										
1110-County Clerk	124.0	125.0	120.5	120.5	116.6	121.6	117.0	113.0	111.0	111.0
1525-Board of Elec Comm-Election Fund	4.0	4.0	4.0	4.0	4.0	4.0	4.0	4.0	4.0	4.0
Total Election Fund	128.0	129.0	124.5	124.5	120.6	125.6	121.0	117.0	115.0	115.0
Special Purpose Funds										
1010-Office of the President	-	-	-	-	-	-	1.0	1.0	1.0	1.0
1205-Justice Advisory Council	-	-	-	-	-	-	-	12.0	-	-
1021-Office of the Chief Financial Officer	-	-	-	-	-	-	8.0	-	-	-
1007-Revenue	-	-	-	-	-	-	-	1.0	-	-
1008-Risk Management	-	-	-	-	-	-	1.0	-	-	-
1014-Budget and Management Services	-	-	-	-	-	-	12.0	-	-	-
1020-County Comptroller	-	-	-	-	-	-	15.0	-	-	-

SUMMARY OF FTE BY FUND

Departments	2016	2017	2018	2019	2020	2021	2022	2023	2024	2025
1022-Contract Compliance	-	-	-	-	-	-	2.0	-	-	-
1030-Chief Procurement Officer	-	-	-	-	-	-	20.0	-	-	-
1009-Enterprise Technology	16.0	16.0	16.3	16.0	16.0	16.0	72.0	16.0	21.0	20.0
1011-Office of Chief Admin Officer	-	-	-	-	-	-	1.0	7.0	-	-
1161-Department of Environment and Sustainability	2.0	2.0	2.0	2.0	2.0	3.0	4.0	12.0	17.0	11.0
1265-Cook County Department of Emergency Management & Regional Security	-	-	-	-	-	-	8.0	1.0	1.0	1.0
1500-Department of Transportation And Highways	217.1	289.5	315.5	327.1	340.0	344.0	342.0	345.0	344.0	351.0
1510-Cook County Animal and Rabies Control	23.0	23.0	23.0	23.0	24.0	24.0	25.0	26.0	24.5	25.0
1530-Cook County Law Library	28.0	30.0	30.0	30.0	30.0	27.0	26.0	26.0	23.0	23.0
1027-Office of Economic Development	-	-	0.2	-	-	-	12.0	2.8	5.8	8.1
1013-Planning and Development	-	-	-	-	-	-	-	2.0	3.2	0.8
1032-Department of Human Resources	-	-	-	-	-	-	18.0	-	-	-
1033-Department of Labor Relations	-	-	-	-	-	-	2.0	-	-	-
1031-Office of Asset Management	-	-	-	-	-	-	-	-	7.0	2.0
1002-Human Rights And Ethics	-	-	-	-	-	-	1.0	-	-	-
1070-County Auditor	-	-	-	-	-	-	8.0	2.0	2.0	-
1260-Public Defender	-	-	-	-	-	-	-	6.0	5.0	-
1040-County Assessor	-	22.0	20.0	12.0	17.0	17.0	17.0	18.0	18.0	22.0
1050-Board of Review	-	-	-	11.0	-	-	9.0	-	-	-
1060-County Treasurer	75.0	75.5	78.5	77.5	77.5	70.5	65.5	68.5	70.0	72.0
1110-County Clerk	15.0	15.0	12.0	12.0	12.0	45.0	45.0	45.0	45.0	45.0
1130-Recorder of Deeds	79.0	60.0	58.0	55.0	50.0	-	-	-	-	-
1210-Office of the Sheriff	18.0	18.0	18.0	18.0	40.0	47.0	61.0	68.0	81.0	100.0
1250-State's Attorney	41.0	34.2	17.0	21.6	27.6	34.0	34.0	43.0	39.0	34.0
1310-Office of the Chief Judge	31.0	32.0	33.0	18.5	-	-	23.0	31.5	32.5	8.5
1313-Social Service	-	-	-	-	-	-	6.0	-	-	-
1335-Clerk of the Circuit Court-Office of Clerk	185.0	176.2	142.6	149.8	145.4	116.8	143.0	106.9	94.8	94.6
1586-Land Bank Authority	11.0	14.0	14.0	15.0	15.0	12.0	15.0	15.0	18.0	19.0

SUMMARY OF FTE BY FUND

Departments	2016	2017	2018	2019	2020	2021	2022	2023	2024	2025
4890-Health System Administration	41.0	53.0	48.0	49.0	17.0	18.0	18.0	23.0	19.8	11.0
4240-Cermak Health Services	-	-	-	-	-	-	-	-	7.0	-
4241-Health Services - JTDC	-	-	-	-	-	-	-	2.0	2.0	2.0
4893-Ambulatory & Community Health Network of Cook County	-	-	-	-	-	-	-	19.0	20.0	20.0
4895-Department of Public Health	-	-	-	-	-	-	-	21.0	40.8	31.9
4897-John H. Stroger Jr, Hospital of Cook County	-	-	-	-	-	-	-	50.0	97.0	52.0
Total Special Purpose Funds	782.1	860.4	828.1	837.5	813.5	774.3	1,014.5	970.7	1,039.4	954.9
Total Special Purpose and Election Funds	910.1	989.4	952.6	962.0	934.1	899.9	1,135.5	1,087.7	1,154.4	1,069.9
Restricted	481.3	403.0	407.9	422.0	424.3	628.7	879.5	590.6	489.2	483.9
Total Full Time Equivalent	23,439.2	23,227.9	22,016.8	22,437.5	22,073.7	21,876.8	23,538.4	23,760.4	23,364.3	23,541.5

SUMMARY OF FTE BY CONTROL OFFICER

Departments	2023	2024	2025
General Funds			
1051-President	56.0	72.0	74.0
1076-Chief Financial Officer	312.0	308.0	306.0
1105-Chief Information Officer	193.0	190.0	182.0
1115-Chief Administrative Officer	206.5	215.5	219.0
1125-Office of Economic Development	96.2	96.4	94.7
1135-Chief of Human Resources	95.0	118.0	112.0
1140-Chief of Asset Management	567.0	566.0	587.5
1145-Department of Human Rights And Ethics	13.0	15.0	15.0
1150-Administrative Hearings	9.0	9.0	9.0
1155-County Auditor	21.0	21.0	21.0
1126-Public Defender	791.0	823.0	823.0
1025-Offices Under the President	2,359.7	2,433.9	2,443.2
1176-Cook County Board of Commissioners	97.0	97.0	96.0
1251-Assessor	268.0	278.0	284.0
1276-Board of Review	157.0	167.0	167.0
1301-Treasurer	7.0	6.0	6.0
1327-Inspector General	19.0	19.0	20.0
1352-County Clerk	193.0	193.0	193.0
1427-Sheriff	5,722.0	5,621.0	5,583.0
1453-State's Attorney	1,244.0	1,244.0	1,244.0
1478-Chief Judge	2,964.3	2,976.6	3,065.1
1503-Clerk of the Circuit Court	1,402.1	1,333.2	1,327.4

SUMMARY OF FTE BY CONTROL OFFICER

Departments	2023	2024	2025
1536-Public Administrator	15.0	15.0	15.0
1563-Veterans Assistance Commission	-	11.0	15.0
1151-Elected And Appointed Officials	12,088.4	11,960.8	12,015.5
Total General Funds	14,448.1	14,394.7	14,458.7
Health Enterprise Fund			
4010-Cook County Health & Hospital Systems	7,634.0	7,326.0	7,529.0
Total Health Enterprise Fund	7,634.0	7,326.0	7,529.0
Total General and Enterprise	22,082.1	21,720.7	21,987.7
Special Revenue Fund			
1051-President	13.0	1.0	1.0
1076-Chief Financial Officer	1.0	-	-
1105-Chief Information Officer	16.0	21.0	20.0
1115-Chief Administrative Officer	417.0	409.5	411.0
1125-Office of Economic Development	4.8	9.0	8.9
1140-Chief of Asset Management	-	7.0	2.0
1155-County Auditor	2.0	2.0	-
1126-Public Defender	6.0	5.0	-
1025-Offices Under the President	459.8	454.5	442.9
1251-Assessor	18.0	18.0	22.0
1301-Treasurer	68.5	70.0	72.0
1352-County Clerk	158.0	156.0	156.0
1377-Board of Election Commissioners	4.0	4.0	4.0
1427-Sheriff	68.0	81.0	100.0

SUMMARY OF FTE BY CONTROL OFFICER

Departments	2023	2024	2025
1453-State's Attorney	43.0	39.0	34.0
1478-Chief Judge	31.5	32.5	8.5
1503-Clerk of the Circuit Court	106.9	94.8	94.6
1151-Elected And Appointed Officials	497.9	495.3	491.1
1943-Cook County Land Bank Authority	15.0	18.0	19.0
1638-Cook County Land Bank Authority	15.0	18.0	19.0
4010-Cook County Health & Hospital Systems	115.0	186.6	116.9
Total Special Revenue Fund	1,087.7	1,154.4	1,069.9
Total Operating Fund	23,169.8	22,875.1	23,057.6
Total Grants	590.6	489.2	483.9
Total Full Time Equivalent	23,760.4	23,364.3	23,541.5



CAPITOL IMPROVEMENT PROJECTS

CIP Project Type/Portfolio/Facility CIP	Prioritized Spending 2025 - 2034	Annual Capital Investment 2025	Annual Capital Investment 2026	Annual Capital Investment 2027	Annual Capital Investment 2028	Annual Capital Investment 2029	Annual Capital Investment 2030-2034
Corporate	\$358,108,318	\$74,622,793	\$91,438,858	\$104,031,667	\$74,381,667	\$13,633,333	-
Cap Renew/ Deferred Maintenance	\$173,654,055	\$25,724,555	\$23,904,500	\$53,791,667	\$56,600,000	\$13,633,333	-
CCHD Maintenance Fac. Dist. 2 - Bldg A (9801 Ballard Rd.)	70,000	70,000	-	-	-	-	-
Dist #2- Replace RTU (Roof Top Unit) 1	70,000	70,000	-	-	-	-	-
CCHD Maintenance Fac. Dist. 4 - Site (8900 W. 135th St.)	29,015,595	2,238,595	5,777,000	10,500,000	10,500,000	-	-
Dist #4- Maintenance Replace Roof Top Units (RTU) 1 and 2	115,000	115,000	-	-	-	-	-
Dist #4- Storm Drain and Triple Basin Structure Rebuild	165,000	165,000	-	-	-	-	-
District #4 Masonry Tuckpointing	22,007,000	480,000	527,000	10,500,000	10,500,000	-	-
District #4 Roof Replacement Bldgs A, B, C	6,728,595	1,478,595	5,250,000	-	-	-	-
CCHD Maintenance Fac. Dist. 5 - Site (13600 S. Ashland Ave.)	30,000	30,000	-	-	-	-	-
District 5 Maintenance Facility Concrete Floor Replacement	15,000	15,000	-	-	-	-	-
District 5 Roof & Exhaust Fan Replacement	15,000	15,000	-	-	-	-	-
Cicero Records Center	8,983,500	2,631,000	6,352,500	-	-	-	-
Cicero AHU Replacement	1,800,000	1,800,000	-	-	-	-	-
Cicero Records Center Emergency Generator / Secondary Power Source	816,000	816,000	-	-	-	-	-
Cicero Records Center Envelope Upgrades	6,367,500	15,000	6,352,500	-	-	-	-
County Building (118 N. Clark St.)	8,100,500	2,000,500	1,600,000	3,500,000	1,000,000	-	-
County Bldg 6th Fl BOR Workstations	30,000	30,000	-	-	-	-	-
County Building- BAS	15,000	15,000	-	-	-	-	-
County Building- Mechanical Work	215,000	15,000	200,000	-	-	-	-
County Building- Power Remediation	15,000	15,000	-	-	-	-	-
County Building Recorder of Deeds:CCL Leakage (21175)	7,241,973	1,341,973	1,400,000	3,500,000	1,000,000	-	-
County Building- Replace Shone ejectors	250,000	250,000	-	-	-	-	-
Cty Bldg 2nd Fl Swing Space Buildout	333,527	333,527	-	-	-	-	-
County-Wide Corporate Facilities	29,719,207	7,419,207	6,500,000	7,800,000	8,000,000	-	-
550 Countywide CF CM Services	28,826,081	6,526,081	6,500,000	7,800,000	8,000,000	-	-
Countywide Legal Services for Capital Assets	15,000	15,000	-	-	-	-	-
CSFN Expansion County-Wide (NT096)	78,126	78,126	-	-	-	-	-
DFM Capital Projects	800,000	800,000	-	-	-	-	-
Englewood Health Center	10,000	10,000	-	-	-	-	-
DOTH District 2 Des Plaines - Exterior Security Camera VMS	10,000	10,000	-	-	-	-	-
George W. Dunne Admin. Building- Main (69 W. Washington St.)	5,333,384	5,333,384	-	-	-	-	-
69WW 4th Floor Tenant Improvement	433,245	433,245	-	-	-	-	-
69WW Bright Horizons - Playground Equipment Upgrades	148,607	148,607	-	-	-	-	-
69WW Plaza Improvements	4,072,907	4,072,907	-	-	-	-	-
Dunne 34th Floor Tenant Allowance	317,625	317,625	-	-	-	-	-
Dunne Cooling Tower Steel Structure/Steps Replacement	210,000	210,000	-	-	-	-	-
Dunne Pedway Tenant Improvements	151,000	151,000	-	-	-	-	-
Oak Forest Campus (OFC) Site	48,450,000	5,250,000	1,675,000	7,391,667	20,500,000	13,633,333	-
Oak Forest MDF Relocation	48,450,000	5,250,000	1,675,000	7,391,667	20,500,000	13,633,333	-
Robbins Health Center	10,000	10,000	-	-	-	-	-
DOTH District 4 Orland Park - Exterior Security Camera VMS	10,000	10,000	-	-	-	-	-
Rockwell Warehouse	43,931,869	731,869	2,000,000	24,600,000	16,600,000	-	-
Renovate Rockwell Warehouse Envelope, Concrete Flooring,	43,215,000	15,000	2,000,000	24,600,000	16,600,000	-	-
Rockwell Fuel Tank #2 Removal	173,000	173,000	-	-	-	-	-
SAO Rockwell Warehouse Intake Remodel	543,869	543,869	-	-	-	-	-
Energy/Department Initiatives	\$52,585,226	\$20,209,201	\$32,376,025	-	-	-	-
CCHD Maintenance Fac. Dist. 1 - Site (2325 N. Meacham Rd.)	1,450,025	950,000	500,025	-	-	-	-
District 1 Maintenance New Location	1,450,025	950,000	500,025	-	-	-	-
CCHD Maintenance Fac. Dist. 4 - Site (8900 W. 135th St.)	2,700,000	200,000	2,500,000	-	-	-	-
Dist #4- Unit Heater Overrides at Orland Park	2,700,000	200,000	2,500,000	-	-	-	-
CCHD Maintenance Fac. Dist. 5 - Site (13600 S. Ashland Ave.)	350,000	350,000	-	-	-	-	-
Dist #5- Controls on Unit Heaters at Riverdale HMF	200,000	200,000	-	-	-	-	-
Dist #5- Decarbonization at Riverdale	150,000	150,000	-	-	-	-	-
Cicero Records Center	2,665,000	615,000	2,050,000	-	-	-	-
Cicero Records Center- EV Charging Station	2,065,000	15,000	2,050,000	-	-	-	-
Countywide warehouses planning	600,000	600,000	-	-	-	-	-

CAPITOL IMPROVEMENT PROJECTS

CIP Project Type/Portfolio/Facility CIP	Prioritized Spending 2025 - 2034	Annual Capital Investment 2025	Annual Capital Investment 2026	Annual Capital Investment 2027	Annual Capital Investment 2028	Annual Capital Investment 2029	Annual Capital Investment 2030-2034
County Building (118 N. Clark St.)	14,065,199	895,199	13,170,000	-	-	-	-
669 Green Buildings Program	620,000	620,000	-	-	-	-	-
County Bldg Elevator Lighting and Ceiling Upg	13,445,199	275,199	13,170,000	-	-	-	-
County-Wide Corporate Facilities	350,000	50,000	300,000	-	-	-	-
Countywide CF - Toilet Room Upgrades	350,000	50,000	300,000	-	-	-	-
831 Countywide Historic Preservation & Public Art Planning	15,000	15,000	-	-	-	-	-
DOC Division XI	3,616,667	3,616,667	-	-	-	-	-
DOC Div. XI Ready Rooftop Solar	3,616,667	3,616,667	-	-	-	-	-
DOC Kitchen	1,627,500	1,627,500	-	-	-	-	-
DOC Central Kitchen Rooftop Solar	1,627,500	1,627,500	-	-	-	-	-
George W. Dunne Admin. Building- Main (69 W. Washington St.)	3,903,335	1,407,335	2,496,000	-	-	-	-
69WW Window Replacement	3,735,052	1,239,052	2,496,000	-	-	-	-
834 Dunne Facility Condition	18,283	18,283	-	-	-	-	-
Dunne Conference Center AV Upgrade Ph3	150,000	150,000	-	-	-	-	-
Logan Square Health Center	1,300,000	300,000	1,000,000	-	-	-	-
Logan Square Health Center Feasibility Study	1,300,000	300,000	1,000,000	-	-	-	-
Markham Courthouse (6th Dist.)	350,000	350,000	-	-	-	-	-
Markham Courthouse Resilience/Battery Storage	350,000	350,000	-	-	-	-	-
Maywood Courthouse (4th Dist.)	5,870,000	5,870,000	-	-	-	-	-
Maywood Courthouse Rooftop and Ground Mount Solar	5,870,000	5,870,000	-	-	-	-	-
Rockwell Warehouse	14,337,500	3,977,500	10,360,000	-	-	-	-
Rockwell Electrical Supply	462,000	102,000	360,000	-	-	-	-
Rockwell- Energy Efficiency Upgrades	150,000	150,000	-	-	-	-	-
Rockwell Office HVAC upgrade	10,135,000	135,000	10,000,000	-	-	-	-
Rockwell Warehouse Rooftop Solar	3,580,500	3,580,500	-	-	-	-	-
Vehicle Maintenance Facility (Rockwell)	10,000	10,000	-	-	-	-	-
Life Safety/ADA/Security	\$16,029,307	\$1,029,307	\$3,570,000	\$5,765,000	\$5,665,000	-	-
CCHD Maintenance Fac. Dist. 1 - Site (2325 N. Meacham Rd.)	10,000	10,000	-	-	-	-	-
DOTH District 1 Maintenance Facilities - exterior security cameras	10,000	10,000	-	-	-	-	-
CCHD Maintenance Fac. Dist. 5 - Site (13600 S. Ashland Ave.)	10,000	10,000	-	-	-	-	-
DOTH District 5 Riverdale - Exterior Security Camera VMS	10,000	10,000	-	-	-	-	-
Cicero Records Center	15,000	15,000	-	-	-	-	-
Intercom system Installation	15,000	15,000	-	-	-	-	-
County Building (118 N. Clark St.)	10,000	10,000	-	-	-	-	-
County Building - exterior security cameras	10,000	10,000	-	-	-	-	-
County-Wide Corporate Facilities	12,265,000	15,000	820,000	5,765,000	5,665,000	-	-
Countywide CF ADA Improvements (21178)	12,265,000	15,000	820,000	5,765,000	5,665,000	-	-
George W. Dunne Admin. Building- Main (69 W. Washington St.)	3,719,307	969,307	2,750,000	-	-	-	-
BED ADA Compliant Bathroom Renovations	898,307	648,307	250,000	-	-	-	-
Dunne ADA Restrooms and Riser Renovation	15,000	15,000	-	-	-	-	-
Dunne Lobby Fire Communication Panel	2,806,000	306,000	2,500,000	-	-	-	-
Redevelopment/Demolition	\$115,824,730	\$27,644,730	\$31,588,333	\$44,475,000	\$12,116,667	-	-
CCHD Maintenance Fac. Dist. 4 - Site (8900 W. 135th St.)	1,350,500	150,500	1,200,000	-	-	-	-
Dist #4 Salt Dome Snow Fighter Loading Area Improvements	1,350,500	150,500	1,200,000	-	-	-	-
CCHD Maintenance Fac. Dist. 5 - Site (13600 S. Ashland Ave.)	150,000	150,000	-	-	-	-	-
Dist #5 Salt Dome Snow Fighter Loading Area Improvements	150,000	150,000	-	-	-	-	-
Cicero Records Center	1,913,980	413,980	1,500,000	-	-	-	-
Cicero Power Re-distribution	1,913,980	413,980	1,500,000	-	-	-	-
County Building (118 N. Clark St.)	101,939,797	18,789,797	27,383,333	43,650,000	12,116,667	-	-
2141 CB Space Allocation Cook County Historic Arhives and Records Office	9,515,000	15,000	1,750,000	-	-	-	-
712 County Building 11th Floor Renovation and Department Consolidation	33,699,706	1,949,706	16,300,000	15,450,000	-	-	-
County Bldg Restack Flrs 1, 2, 5 CMAR	15,215,091	15,215,091	-	-	-	-	-
County Building 3rd & 9th floor Restacking	41,915,000	15,000	9,333,333	20,450,000	12,116,667	-	-
County Building 6th & 8th floor Restacking	1,250,000	1,250,000	-	-	-	-	-
Marriage Court renovation	345,000	345,000	-	-	-	-	-
County-Wide Corporate Facilities	755,700	555,700	200,000	-	-	-	-
Renovation county-owned properties to increase value prior to redevelopment or sale	755,700	555,700	200,000	-	-	-	-

CAPITOL IMPROVEMENT PROJECTS

CIP Project Type/Portfolio/Facility CIP	Prioritized Spending 2025 - 2034	Annual Capital Investment 2025	Annual Capital Investment 2026	Annual Capital Investment 2027	Annual Capital Investment 2028	Annual Capital Investment 2029	Annual Capital Investment 2030-2034
Des Plaines TB Clinic	50,000	50,000	-	-	-	-	-
Des Plaines TB Clinic Renovation	50,000	50,000	-	-	-	-	-
George W. Dunne Admin. Building- Main (69 W. Washington St.)	6,032,824	6,032,824	-	-	-	-	-
69W IL VA Tenant Space Buildout	30,000	30,000	-	-	-	-	-
Dunne Building OPD Buildout Flrs 16 and 17	15,000	15,000	-	-	-	-	-
Dunne Exterior Canopy Renovation	599,741	599,741	-	-	-	-	-
OCA-Office Expansion	55,000	55,000	-	-	-	-	-
Restack 27th and 30th floors	5,333,083	5,333,083	-	-	-	-	-
Oak Forest Campus (OFC) Site	1,831,393	801,393	205,000	825,000	-	-	-
578 Oak Forest--Long-Term Plan	486,393	486,393	-	-	-	-	-
New EMRS Facility	15,000	15,000	-	-	-	-	-
Oak Forest DEMRS Consolidation Building	1,330,000	300,000	205,000	825,000	-	-	-
Rockwell Warehouse	1,800,536	700,536	1,100,000	-	-	-	-
Renovation of Rockwell Warehouse - Solar Panels	1,115,000	15,000	1,100,000	-	-	-	-
Rockwell Lighting and Ventilation Phase II	542,536	542,536	-	-	-	-	-
Rockwell Salvage Storage Floor Replacement	143,000	143,000	-	-	-	-	-
Health and Hospitals	\$717,305,000	\$84,640,000	\$119,117,000	\$257,998,000	\$197,550,000	\$46,000,000	\$12,000,000
Cap Renew/ Deferred Maintenance	\$126,898,767	\$52,408,767	\$39,640,000	\$13,600,000	\$15,250,000	\$1,000,000	\$5,000,000
Behavioral Health	7,811,363	7,811,363	-	-	-	-	-
Behavioral Health 31st St-1 FL	2,592,496	2,592,496	-	-	-	-	-
Behavioral Health 31st St-2 FL	5,218,867	5,218,867	-	-	-	-	-
Blue Island Regional Outpatient Center	280,000	280,000	-	-	-	-	-
Blue Island Flooring/Loading Zone Improvements	40,000	40,000	-	-	-	-	-
Blue Island Perimeter Heating	240,000	240,000	-	-	-	-	-
Cottage Grove Medical Center	150,000	150,000	-	-	-	-	-
ACHN Emergency Power - Cottage Grove	100,000	100,000	-	-	-	-	-
Replacement of existing hot water boiler with new high efficiency boiler at Cottage Grove	50,000	50,000	-	-	-	-	-
County-Wide Health and Hospital	7,600,000	7,600,000	-	-	-	-	-
CM Services for Health and Hospitals Portfolio	7,600,000	7,600,000	-	-	-	-	-
Dr. Jorge Prieto Health Center	900,000	900,000	-	-	-	-	-
561 Prieto Clinic-Site and Envelope Renovations	900,000	900,000	-	-	-	-	-
Englewood Health Center	100,000	100,000	-	-	-	-	-
ACHN Emergency Power - Englewood	100,000	100,000	-	-	-	-	-
JHS Campus Power Plant	2,240,000	1,040,000	150,000	1,050,000	-	-	-
JHS BAS Replacement	450,000	450,000	-	-	-	-	-
JHS Repl Three Clean Steam Generators	475,000	475,000	-	-	-	-	-
Stroger Four Domestic Hot Water Tanks	1,315,000	115,000	150,000	1,050,000	-	-	-
John H Stroger Power Plant	850,000	850,000	-	-	-	-	-
JHS Powerhouse MEP Upgrades	850,000	850,000	-	-	-	-	-
John H. Stroger Jr. Hospital	25,535,000	7,495,000	10,040,000	1,000,000	1,000,000	1,000,000	5,000,000
565 JHS Interior LED Lighting Replacement Phase I	7,040,000	1,790,000	5,250,000	-	-	-	-
JHS Hospital MEP Upgrades	1,130,000	580,000	550,000	-	-	-	-
JHS Main Loading Dock Modernization	550,000	550,000	-	-	-	-	-
JHS Mechanical Systems Capital Renewal/Replacement Projects (21298)	8,100,000	100,000	-	1,000,000	1,000,000	1,000,000	5,000,000
JHS Roof Replacement Design (24071)	4,990,000	3,500,000	1,490,000	-	-	-	-
JHS Upgrade Medical Gas Sys	3,300,000	550,000	2,750,000	-	-	-	-
Stroger Bicycle Rack Storage System	100,000	100,000	-	-	-	-	-
Stroger Blind Replacement	300,000	300,000	-	-	-	-	-
Stroger Door Vision Kit	15,000	15,000	-	-	-	-	-
Stroger Hospital - Parking Garage Fire Recall/Modernization	10,000	10,000	-	-	-	-	-
John H. Stroger Jr. Hospital	34,715,000	7,215,000	22,500,000	5,000,000	-	-	-
JHS Emergency Entrance and Site Upgrades	11,150,000	950,000	5,200,000	5,000,000	-	-	-
JHS Façade Inspection & Renovation	45,000	45,000	-	-	-	-	-
JHS Fire Sprinkler System Evaluation	2,260,000	10,000	2,250,000	-	-	-	-
JHS Powerhouse Roof Drain	50,000	50,000	-	-	-	-	-
JHS Sterile Processing Dept Renovation	600,000	600,000	-	-	-	-	-
Stroger- Exterior Inspections and Renovations	10,000	10,000	-	-	-	-	-

CAPITOL IMPROVEMENT PROJECTS

CIP Project Type/Portfolio/Facility CIP	Prioritized Spending 2025 - 2034	Annual Capital Investment 2025	Annual Capital Investment 2026	Annual Capital Investment 2027	Annual Capital Investment 2028	Annual Capital Investment 2029	Annual Capital Investment 2030-2034
Stroger Hospital Elevator Modernization	16,650,000	1,600,000	15,050,000	-	-	-	-
Stroger Hospital MEP Upgrades	700,000	700,000	-	-	-	-	-
Stroger Powerhouse MEP Upgrades	650,000	650,000	-	-	-	-	-
Stroger Radiology Capital Equipment Installations	2,000,000	2,000,000	-	-	-	-	-
Stroger Renovation of Sterile Processing Department	600,000	600,000	-	-	-	-	-
John H. Stroger Jr. Parking Structure	4,375,000	1,625,000	2,750,000	-	-	-	-
559 JHS Parking Garage Upgrade	4,250,000	1,500,000	2,750,000	-	-	-	-
Stroger Parking Garage Sprinkler System	125,000	125,000	-	-	-	-	-
North Riverside Health Clinic	10,000	10,000	-	-	-	-	-
Purchase and installation of perimeter baseboard heating system at Riverside	10,000	10,000	-	-	-	-	-
Oak Forest Campus (OFC) Site	755,000	755,000	-	-	-	-	-
OFHC Water Tower Rehabilitation	155,000	155,000	-	-	-	-	-
Pump on water system at OFHC	600,000	600,000	-	-	-	-	-
Provident Hospital	9,967,404	9,967,404	-	-	-	-	-
Provident Bicycle Rack Storage System	100,000	100,000	-	-	-	-	-
269 Provident Sewer Replacement	3,300,000	3,300,000	-	-	-	-	-
Prov Hosp AHU Refurbishing	3,072,404	3,072,404	-	-	-	-	-
Prov Hosp Ambulance Bay	1,600,000	1,600,000	-	-	-	-	-
Provident Hospital Elevator Modernization	1,700,000	1,700,000	-	-	-	-	-
Provident Mechanical Systems Capital Renewal/Replacement Projects	85,000	85,000	-	-	-	-	-
Provident Paging Nurse Call	20,000	20,000	-	-	-	-	-
Provident Pharmacy Clean Room Renovation	90,000	90,000	-	-	-	-	-
Provident Hospital Parking Structure	1,110,000	1,110,000	-	-	-	-	-
931 Provident - Parking Structure - Capital Renewals	10,000	10,000	-	-	-	-	-
Provident Parking Structure Elevator Modernization	1,100,000	1,100,000	-	-	-	-	-
Robbins Health Center	3,350,000	600,000	2,750,000	-	-	-	-
ACHN Emergency Power - Robbins	100,000	100,000	-	-	-	-	-
Robbins Health Center BAS with VAV & Boiler Replacement	3,250,000	500,000	2,750,000	-	-	-	-
Ruth M. Rothstein Core Center	27,150,000	4,900,000	1,450,000	6,550,000	14,250,000	-	-
Rothstein CORE Center	27,150,000	4,900,000	1,450,000	6,550,000	14,250,000	-	-
Energy/Department Initiatives	\$32,322,000	\$6,195,000	\$9,727,000	\$16,400,000	-	-	-
Arlington Heights	1,000,000	1,000,000	-	-	-	-	-
Outpatient Imaging Center at Arlington Heights	1,000,000	1,000,000	-	-	-	-	-
Belmont Cragin	25,000	25,000	-	-	-	-	-
EV Station at Belmont Cragin	25,000	25,000	-	-	-	-	-
Blue Island Regional Outpatient Center	2,075,000	10,000	2,065,000	-	-	-	-
Blue Island Smart Water Meters	2,075,000	10,000	2,065,000	-	-	-	-
CCDPH Administration	1,000,000	1,000,000	-	-	-	-	-
CCDPH Long-Term Plan	1,000,000	1,000,000	-	-	-	-	-
Cottage Grove Medical Center	10,000	10,000	-	-	-	-	-
Cottage Grove Smart Water Meters	10,000	10,000	-	-	-	-	-
Dr. Jorge Prieto Health Center	10,000	10,000	-	-	-	-	-
Prieto Smart Water Meters	10,000	10,000	-	-	-	-	-
Edward Piszczek TB Clinic	10,000	10,000	-	-	-	-	-
Piszczek Smart Water Meters	10,000	10,000	-	-	-	-	-
Englewood Health Center	10,000	10,000	-	-	-	-	-
Englewood Smart Water Meters	10,000	10,000	-	-	-	-	-
John H. Stroger Jr. Hospital	20,425,000	525,000	4,000,000	15,900,000	-	-	-
Stroger MRI Center Expansion	500,000	500,000	-	-	-	-	-
Stroger Smart Water Meters	19,925,000	25,000	4,000,000	15,900,000	-	-	-
Provident Hospital	4,415,000	1,915,000	2,000,000	500,000	-	-	-
Provident Bio Tech Trash Compactor	2,725,000	225,000	2,000,000	500,000	-	-	-
Provident Hospital Smart Water Meters	10,000	10,000	-	-	-	-	-
Provident Lobby and Interior Corridor Upgrades	1,680,000	1,680,000	-	-	-	-	-
Robbins Health Center	10,000	10,000	-	-	-	-	-
Robbins Smart Water Meters	10,000	10,000	-	-	-	-	-
Ruth M. Rothstein Core Center	10,000	10,000	-	-	-	-	-

CAPITOL IMPROVEMENT PROJECTS

CIP Project Type/Portfolio/Facility CIP	Prioritized Spending 2025 - 2034	Annual Capital Investment 2025	Annual Capital Investment 2026	Annual Capital Investment 2027	Annual Capital Investment 2028	Annual Capital Investment 2029	Annual Capital Investment 2030-2034
CORE Smart Water Meters	10,000	10,000	-	-	-	-	-
Stroger Campus Site	3,292,000	1,630,000	1,662,000	-	-	-	-
Healthcare Services Long-Term Plan	2,777,000	1,115,000	1,662,000	-	-	-	-
Stroger Hazardous Materials Building	515,000	515,000	-	-	-	-	-
The Professional Building (Central Campus Health Center)	30,000	30,000	-	-	-	-	-
ProfBldg Smart Water Meters	30,000	30,000	-	-	-	-	-
Life Safety/ADA/Security	\$86,926,000	\$5,293,000	\$31,250,000	\$45,083,000	\$5,300,000	-	-
Cottage Grove Medical Center	35,000	35,000	-	-	-	-	-
Purchase & Installation of New Entry doors for the site lobby and two back doors at Cottage Grove	35,000	35,000	-	-	-	-	-
Englewood Health Center	4,525,000	75,000	4,450,000	-	-	-	-
Purchase and Installation of Security Camera System at Englewood	4,525,000	75,000	4,450,000	-	-	-	-
John H. Stroger Jr. Hospital	39,938,000	2,138,000	11,200,000	24,500,000	2,100,000	-	-
569 JHS Interior Signage / Life Safety	1,200,000	1,000,000	200,000	-	-	-	-
JHS Overhead Paging System & Nurse Call System Replacement (JOC)	38,738,000	1,138,000	11,000,000	24,500,000	2,100,000	-	-
John H. Stroger Jr. Hospital	19,900,000	500,000	4,000,000	15,400,000	-	-	-
JHS ED Expansion and Upgrades	19,900,000	500,000	4,000,000	15,400,000	-	-	-
Provident Hospital	15,613,000	1,230,000	8,000,000	3,183,000	3,200,000	-	-
Provident - Exterior Inspections and Renovations	30,000	30,000	-	-	-	-	-
Provident Ambulance Bay Renovation	15,583,000	1,200,000	8,000,000	3,183,000	3,200,000	-	-
Robbins Health Center	5,700,000	100,000	3,600,000	2,000,000	-	-	-
Robbins Health Purchase & Installation of New Entry doors	5,700,000	100,000	3,600,000	2,000,000	-	-	-
The Professional Building (Central Campus Health Center)	1,215,000	1,215,000	-	-	-	-	-
Prof Bldg--Expansion of Vestibule/Replacement of Internal Entrance Doors	15,000	15,000	-	-	-	-	-
Professional Building Expansion of Vestibule/Replacement of Internal Entrance Doors Construction	1,200,000	1,200,000	-	-	-	-	-
Redevelopment/Demolition	\$471,158,233	\$20,743,233	\$38,500,000	\$182,915,000	\$177,000,000	\$45,000,000	\$7,000,000
Sheriff's Warrant Division (937 N. Wood St.)	500,000	500,000	-	-	-	-	-
Ambulatory Clinic Co-location	500,000	500,000	-	-	-	-	-
CCHHS Administration Building	2,085,000	2,085,000	-	-	-	-	-
Polk Building Demolition	1,000,000	1,000,000	-	-	-	-	-
Polk Decommissioning Project (B&G Relocation)	1,085,000	1,085,000	-	-	-	-	-
Cottage Grove Medical Center	19,010,000	10,000	1,250,000	9,750,000	8,000,000	-	-
Cottage Grove Health Center	19,010,000	10,000	1,250,000	9,750,000	8,000,000	-	-
Dr. Jorge Prieto Health Center	19,010,000	10,000	1,250,000	9,750,000	8,000,000	-	-
New Prieto Health Center	19,010,000	10,000	1,250,000	9,750,000	8,000,000	-	-
Durand Building	575,000	575,000	-	-	-	-	-
Demolition of Durand	575,000	575,000	-	-	-	-	-
Edward Piszczek TB Clinic	250,000	250,000	-	-	-	-	-
555 Forest Park--Facility Modernization	250,000	250,000	-	-	-	-	-
Englewood Health Center	19,010,000	10,000	1,250,000	9,750,000	8,000,000	-	-
New Englewood Health Center	19,010,000	10,000	1,250,000	9,750,000	8,000,000	-	-
Hektoen Building	575,000	575,000	-	-	-	-	-
Demolition of Hektoen	300,000	300,000	-	-	-	-	-
Hektoen Demolition	275,000	275,000	-	-	-	-	-
John H. Stroger Jr. Hospital	87,200,000	4,700,000	21,250,000	21,250,000	20,000,000	20,000,000	-
JHS Cardiology/Cath Lab	550,000	550,000	-	-	-	-	-
JHS Lab Frozen Section Extension	80,400,000	400,000	20,000,000	20,000,000	20,000,000	20,000,000	-
Relocation of Mail Order Pharmacy	6,250,000	3,750,000	1,250,000	1,250,000	-	-	-
John Sengstacke Clinic	50,000	50,000	-	-	-	-	-
John Sengstacke Clinic Demolition (JOC)	50,000	50,000	-	-	-	-	-
Oak Forest Campus (OFC) Site	15,644,233	9,369,233	3,625,000	2,650,000	-	-	-
946 OFC - Major Site Demolition (A/E)	3,500,000	1,500,000	1,000,000	1,000,000	-	-	-
OF Major Site Demolition (CMAR)	10,769,233	7,369,233	1,750,000	1,650,000	-	-	-
OFC - Major Site Demolition (CMAR)	1,375,000	500,000	875,000	-	-	-	-
Old Cook County - Market Rate Redevelopment	1,150,000	1,150,000	-	-	-	-	-
Harrison Square Space Buildout	1,150,000	1,150,000	-	-	-	-	-
Provident Hospital	284,870,000	870,000	7,000,000	120,000,000	125,000,000	25,000,000	7,000,000
GI Suites at Provident	10,000	10,000	-	-	-	-	-

CAPITOL IMPROVEMENT PROJECTS

CIP Project Type/Portfolio/Facility CIP	Prioritized Spending 2025 - 2034	Annual Capital Investment 2025	Annual Capital Investment 2026	Annual Capital Investment 2027	Annual Capital Investment 2028	Annual Capital Investment 2029	Annual Capital Investment 2030-2034
Provident Hospital Replacement Project	284,800,000	800,000	7,000,000	120,000,000	125,000,000	25,000,000	7,000,000
Renovation of Sterile Processing Department	50,000	50,000	-	-	-	-	-
Women's Pavilion at Provident	10,000	10,000	-	-	-	-	-
Robbins Health Center	19,025,000	10,000	1,250,000	9,765,000	8,000,000	-	-
New Robbins Health Center	19,025,000	10,000	1,250,000	9,765,000	8,000,000	-	-
Ruth M. Rothstein Core Center	300,000	300,000	-	-	-	-	-
Ruth M. Rothstein Core Center	300,000	300,000	-	-	-	-	-
Stroger Campus Site	1,640,000	15,000	1,625,000	-	-	-	-
Hospital Planning Services	1,640,000	15,000	1,625,000	-	-	-	-
The Professional Building (Central Campus Health Center)	264,000	264,000	-	-	-	-	-
PB 9th Floor Reconfiguration	264,000	264,000	-	-	-	-	-
Public Safety	\$669,514,368	\$90,639,874	\$194,327,724	\$142,061,900	\$96,406,750	\$66,750,000	\$79,250,000
Cap Renew/ Deferred Maintenance	\$353,613,995	\$22,122,695	\$63,990,900	\$74,793,650	\$61,206,750	\$52,250,000	\$79,250,000
Rolling Meadows Courthouse (3rd Dist.)	5,145,300	326,900	4,818,400	-	-	-	-
2196 Rolling Meadows Social Services Office Flooring	115,000	115,000	-	-	-	-	-
Rolling Meadows Courthouse - Elevator Upgrades and Modernizations	1,619,400	56,900	1,562,500	-	-	-	-
Rolling Meadows Courthouse - FY23 Flooring Replacement Projects	55,000	55,000	-	-	-	-	-
Rolling Meadows Courthouse - MEP System Upgrades	3,355,900	100,000	3,255,900	-	-	-	-
Bridgeview Courthouse (5th Dist.)	100,000	100,000	-	-	-	-	-
523 Replacement Jury Box Platforms - Various Locations	100,000	100,000	-	-	-	-	-
Bridgeview Courthouse (5th Dist.)	3,698,800	406,900	475,000	2,816,900	-	-	-
Bridgeview Courthouse - Elevator Upgrades and Modernizations	256,900	56,900	200,000	-	-	-	-
Bridgeview Courthouse - FY22 Flooring Replacement Projects	100,000	100,000	-	-	-	-	-
Bridgeview Courthouse - MEP System Upgrades	3,191,900	100,000	275,000	2,816,900	-	-	-
Bridgeview Courthouse Carpet Replacement	50,000	50,000	-	-	-	-	-
Return Fan Replacement - Unit F	100,000	100,000	-	-	-	-	-
Cottage Grove Medical Center	32,000	32,000	-	-	-	-	-
DV Lobby Modifications	32,000	32,000	-	-	-	-	-
County-Wide Public Safety Facilities	1,818,556	1,218,556	600,000	-	-	-	-
629 Rolling Meadows and Domestic Violence - Replace Cooling Tower	15,000	15,000	-	-	-	-	-
863 Countywide PS -Mechanical, Electrical and Plumbing Projects	748,560	248,560	500,000	-	-	-	-
881 JTD/C/Rolling Meadows Courthouses - Concrete Ramp & Sidewalk Replace	795,185	695,185	100,000	-	-	-	-
JOC Administration	259,811	259,811	-	-	-	-	-
Criminal Court Admin. Building	208,528,500	1,193,500	6,335,000	50,250,000	50,250,000	50,250,000	50,250,000
CCAB - Plaza Deck Replacement	5,950,000	750,000	5,200,000	-	-	-	-
CCAB 10th Floor Camera Project	150,000	150,000	-	-	-	-	-
CCAB UPS Replacement	202,242,500	107,500	1,135,000	50,250,000	50,250,000	50,250,000	50,250,000
Spline Ceiling replacement	136,000	136,000	-	-	-	-	-
SSD CCAB 9th floor high density storage	50,000	50,000	-	-	-	-	-
Criminal Court Admin. Building	6,213,639	1,213,639	5,000,000	-	-	-	-
2077 CCAB Video Conference "Zoom Room" Additions or Renovations	10,000	10,000	-	-	-	-	-
650 States Attorney Office Space Remodel	5,300,000	300,000	5,000,000	-	-	-	-
CCAB - Elevator Upgrades and Modernizations	82,000	82,000	-	-	-	-	-
CCAB Roof Replacement	800,000	800,000	-	-	-	-	-
Interpreter's Office Remodel for Zoom Hearings - Leighton	21,639	21,639	-	-	-	-	-
Criminal Courts (26th/California)	2,059,867	2,059,867	-	-	-	-	-
394, 27934-CCB 1st Floor Common Area Flooring and Ceiling	225,000	225,000	-	-	-	-	-
627 CCB - Replace Pneumatic Controls	50,000	50,000	-	-	-	-	-
Carpet and Flooring Replacement for Leighton Courthouse	10,000	10,000	-	-	-	-	-
CCB - Elevator Upgrades and Modernizations	81,250	81,250	-	-	-	-	-
CCB - FY22 Flooring Replacement Projects	300,000	300,000	-	-	-	-	-
CCB 4" main water line replacement	400,000	400,000	-	-	-	-	-
CCB Holding Area Renovation	174,487	174,487	-	-	-	-	-
CCB Leighton Courthouse and Child Protection Division Carpet Replacement	340,000	340,000	-	-	-	-	-
CCB renovate secured area behind CR102	69,487	69,487	-	-	-	-	-
CCB/CCAB Emergency Generator Project	152,755	152,755	-	-	-	-	-
Leighton Zoom Room	256,888	256,888	-	-	-	-	-

CAPITOL IMPROVEMENT PROJECTS

CIP Project Type/Portfolio/Facility CIP	Prioritized Spending 2025 - 2034	Annual Capital Investment 2025	Annual Capital Investment 2026	Annual Capital Investment 2027	Annual Capital Investment 2028	Annual Capital Investment 2029	Annual Capital Investment 2030-2034
Daley Center	38,032,618	1,882,618	2,050,000	100,000	3,000,000	2,000,000	29,000,000
1310 – Carpet and Flooring Request for Daley Center	12,000	12,000	-	-	-	-	-
531 Re-lining of Cooling	949,240	949,240	-	-	-	-	-
575 RJDC - Retrofit (6) revolving doors in SW and SE 1st floor lobby	50,000	50,000	-	-	-	-	-
841 Daley Center Lock-Up Security and Privacy Upgrades	151,378	151,378	-	-	-	-	-
Boiler Feed Water Valve Upgrades	5,000	5,000	-	-	-	-	-
Daley Center CL 16 Permanent ZOOM Room	150,000	150,000	-	-	-	-	-
Plaza Fountain Rebuild	36,350,000	250,000	2,000,000	100,000	3,000,000	2,000,000	29,000,000
RJDC - EV Charging Stations	80,000	30,000	50,000	-	-	-	-
RJDC - Replace lower level drainline to Sheriff's LL locker room	220,000	220,000	-	-	-	-	-
RJDC Docket Room Conversion to Probate Hearing Room	65,000	65,000	-	-	-	-	-
DOC Cermak Hospital	650,000	650,000	-	-	-	-	-
Cermak ADA Tunnel Redesign	600,000	600,000	-	-	-	-	-
Rebuild Showers - Cermak Health	50,000	50,000	-	-	-	-	-
DOC Div. II, Dorm I	52,755	52,755	-	-	-	-	-
Division II, Dorm I Variable Speed Drive Replacement	52,755	52,755	-	-	-	-	-
DOC Div. II, Dorm II	50,000	50,000	-	-	-	-	-
Division II, Dorm II Variable Speed Drive Replacement	50,000	50,000	-	-	-	-	-
DOC Div. II, Dorm III	50,000	50,000	-	-	-	-	-
Division II, Dorm III Variable Speed Drive Replacement	50,000	50,000	-	-	-	-	-
DOC Division	10,000	10,000	-	-	-	-	-
538 Division X Sump and Ejector System Replacement	10,000	10,000	-	-	-	-	-
DOC Division III Annex (RTU)	145,000	145,000	-	-	-	-	-
Cable TV Phase 3 Division III Annex Cable TV Upgrade	25,000	25,000	-	-	-	-	-
Cable TV Phase 3 RTU Cable TV Upgrade	20,000	20,000	-	-	-	-	-
Division III (Annex) Water Heater Replacement	100,000	100,000	-	-	-	-	-
DOC Division IX	7,266,783	741,783	3,475,000	3,050,000	-	-	-
Cable TV Phase 3 Division IX DOC Cable TV Upgrade	100,000	100,000	-	-	-	-	-
Div IX South Sump and Lobby Ejector Pumps	21,983	21,983	-	-	-	-	-
Division IX Lock Cylinders Replacement	388,800	388,800	-	-	-	-	-
Division IX Shower Rehabilitation	525,000	125,000	400,000	-	-	-	-
Division IX Water Heater Replacement	6,231,000	106,000	3,075,000	3,050,000	-	-	-
DOC Division V	583,630	583,630	-	-	-	-	-
Division V- Commissary Ejector Pumps	100,000	100,000	-	-	-	-	-
Division V- Domestic Water Booster System	43,630	43,630	-	-	-	-	-
Division V- Laundry CW/HW/HWR Piping Replacement	200,000	200,000	-	-	-	-	-
Division V- Laundry Ejector Pump System	100,000	100,000	-	-	-	-	-
Division V- Sump System	140,000	140,000	-	-	-	-	-
DOC Division VI	21,548,841	1,623,841	12,375,000	7,550,000	-	-	-
Cable TV Phase 3 Division VI Cable TV Upgrade	83,000	83,000	-	-	-	-	-
CCDOC Division 6 Foundation Leaks	4,850,000	50,000	4,800,000	-	-	-	-
Div VI Water Booster	158,063	158,063	-	-	-	-	-
Division VI - Radiant Heating System Replacement	6,140,000	15,000	3,075,000	3,050,000	-	-	-
Division VI - Replace Chilled Water & Steam Coils - All AHU's	10,317,778	1,317,778	4,500,000	4,500,000	-	-	-
DOC Division VI	400,000	100,000	300,000	-	-	-	-
Division VI- Faucet Rehabilitation	400,000	100,000	300,000	-	-	-	-
DOC Division XI	120,500	120,500	-	-	-	-	-
2126 Division 11 Roof duct heaters	100,000	100,000	-	-	-	-	-
Cable TV Phase 3 Division XI Cable TV Upgrade	20,500	20,500	-	-	-	-	-
DOC Site	26,178,750	922,000	9,575,000	7,725,000	7,956,750	-	-
CCDOC Elevators	124,000	124,000	-	-	-	-	-
DOC Campus - Elevator Upgrades and Modernizations	2,323,000	248,000	2,075,000	-	-	-	-
DOC Campus Camera Project	200,000	200,000	-	-	-	-	-
DOC MEP A/E Services	23,481,750	300,000	7,500,000	7,725,000	7,956,750	-	-
DOC South Campus Water Heating System	50,000	50,000	-	-	-	-	-
DOC South Campus Building 1	50,000	50,000	-	-	-	-	-
Building 1 IT Flooring	50,000	50,000	-	-	-	-	-

CAPITOL IMPROVEMENT PROJECTS

CIP Project Type/Portfolio/Facility CIP	Prioritized Spending 2025 - 2034	Annual Capital Investment 2025	Annual Capital Investment 2026	Annual Capital Investment 2027	Annual Capital Investment 2028	Annual Capital Investment 2029	Annual Capital Investment 2030-2034
DOC South Campus Building 2	50,000	50,000	-	-	-	-	-
2308 South Campus Building 2 Additional Toilet Room	50,000	50,000	-	-	-	-	-
DOC Tunnels	1,665,000	165,000	750,000	750,000	-	-	-
802 Rolling Fire Door Replacement - DOC Tunnels	1,665,000	165,000	750,000	750,000	-	-	-
Domestic Violence Courthouse	8,464,005	662,255	5,250,000	2,551,750	-	-	-
Domestic Violence - ADA Assessment	150,000	150,000	-	-	-	-	-
Domestic Violence - Suite 1600	65,000	65,000	-	-	-	-	-
Domestic Violence Courthouse - Elevator Upgrades and Modernizations	128,755	128,755	-	-	-	-	-
Domestic Violence Courthouse - FY21 Flooring Replacement Projects	2,670,250	68,500	50,000	2,551,750	-	-	-
Domestic Violence Courthouse Camera Project	5,450,000	250,000	5,200,000	-	-	-	-
Jefferson Building - Maywood Campus	785,000	785,000	-	-	-	-	-
2318 Jefferson Plumbing Upgrade	15,000	15,000	-	-	-	-	-
603 Maywood - Renovation of Windows and Gutters - Phase 2	770,000	770,000	-	-	-	-	-
JTDC Parking Structure	625,000	625,000	-	-	-	-	-
JTDC Garage Renovation	500,000	500,000	-	-	-	-	-
Skokie Garage Renovation	125,000	125,000	-	-	-	-	-
Juvenile Temp. Detention Center (East)	1,250,000	250,000	1,000,000	-	-	-	-
882 JTDC - Floor Tile Replacement - Plus Abatement	1,250,000	250,000	1,000,000	-	-	-	-
Juvenile West (Courthouse)	2,383,000	2,183,000	200,000	-	-	-	-
JTDC Roof Replacement	1,533,000	1,533,000	-	-	-	-	-
Juvenile Campus Cooling Tower Refurbishment / Replacement	725,000	525,000	200,000	-	-	-	-
Juvenile West - FY21 Flooring Replacement Projects	125,000	125,000	-	-	-	-	-
Markham Courthouse (6th Dist.)	7,702,591	1,722,591	5,980,000	-	-	-	-
Markham 2nd Floor PD Office Renovation	92,500	92,500	-	-	-	-	-
Markham Courthouse - Elevator Upgrades and Modernizations	1,115,000	15,000	1,100,000	-	-	-	-
Markham Courthouse - FY22 Flooring Replacement Projects	25,000	25,000	-	-	-	-	-
Markham Courthouse - MEP System Upgrades	2,902,755	102,755	2,800,000	-	-	-	-
Markham Courthouse Camera Project	3,219,581	1,139,581	2,080,000	-	-	-	-
Markham Social Services Office Flooring	95,000	95,000	-	-	-	-	-
Update MCC Panels at Maywood Courthouse	252,755	252,755	-	-	-	-	-
Maywood Campus Site	1,355,000	605,000	750,000	-	-	-	-
Maywood - Gun Range Suppression System Replacement	75,000	75,000	-	-	-	-	-
Maywood parking lot curb replacement and asphalt paving	1,200,000	450,000	750,000	-	-	-	-
Maywood Zoom Room	80,000	80,000	-	-	-	-	-
Maywood Courthouse (4th Dist.)	4,712,722	555,222	4,157,500	-	-	-	-
1980 Maywood Courthouse Carpet Replacement	36,722	36,722	-	-	-	-	-
2124 Maywood Dock and Ramp Renovation Including Epoxy Flooring	75,000	75,000	-	-	-	-	-
2143 Maywood VFD Replacement	80,000	80,000	-	-	-	-	-
Maywood Courthouse - Elevator Upgrades and Modernizations	15,000	15,000	-	-	-	-	-
Maywood Courthouse - FY22 Flooring Replacement Projects	268,500	68,500	200,000	-	-	-	-
Maywood Courthouse - MEP System Upgrades	2,380,000	100,000	2,280,000	-	-	-	-
Maywood Courthouse Camera Project	115,000	115,000	-	-	-	-	-
Maywood Courthouse Roof Replacement	15,000	15,000	-	-	-	-	-
Replace Chilled water valves at Maywood Courthouse	1,727,500	50,000	1,677,500	-	-	-	-
Robert J. Stein Institute of Forensic Medicine	10,000	10,000	-	-	-	-	-
782 RJ Stein IFM - Renovation of Decomp Cooler	10,000	10,000	-	-	-	-	-
Rolling Meadows Courthouse (3rd Dist.)	75,000	75,000	-	-	-	-	-
Rolling Meadows Courthouse - Employee Accommodation	75,000	75,000	-	-	-	-	-
Skokie Courthouse (2nd Dist.)	1,801,138	901,138	900,000	-	-	-	-
832 Skokie Penthouse Enclosure Rehabilitation	450,000	450,000	-	-	-	-	-
Mechanical Rebuild at Skokie Courthouse	100,000	100,000	-	-	-	-	-
SAO - Skokie Courthouse Interior Renovation	356,888	106,888	250,000	-	-	-	-
Skokie Courthouse - Elevator Upgrades and Modernizations	294,250	44,250	250,000	-	-	-	-
Skokie Courthouse -FY22 Flooring Replacement Projects	500,000	100,000	400,000	-	-	-	-
West Driveway - Skokie	100,000	100,000	-	-	-	-	-
Energy/Department Initiatives	\$90,328,454	\$35,283,504	\$39,194,950	\$15,850,000	-	-	-
Rolling Meadows Courthouse (3rd Dist.)	366,888	116,888	250,000	-	-	-	-

CAPITOL IMPROVEMENT PROJECTS

CIP Project Type/Portfolio/Facility CIP	Prioritized Spending 2025 - 2034	Annual Capital Investment 2025	Annual Capital Investment 2026	Annual Capital Investment 2027	Annual Capital Investment 2028	Annual Capital Investment 2029	Annual Capital Investment 2030-2034
Rolling Meadows - Courthouse Point of Drinking Water Appliances	10,000	10,000	-	-	-	-	-
SAO - Rolling Meadows Courthouse Interior Renovation	356,888	106,888	250,000	-	-	-	-
Bridgeview Courthouse (5th Dist.)	4,478,988	199,388	4,279,600	-	-	-	-
Bridgeview - Courthouse Point of Drinking Water Appliances	10,000	10,000	-	-	-	-	-
Bridgeview Courthouse - Renovation of Circuit Clerk Work Areas	2,732,100	67,500	2,664,600	-	-	-	-
Bridgeview Courthouse Wireless Internet Access (Wifi) Installation	15,000	15,000	-	-	-	-	-
SAO - Bridgeview Courthouse Interior Renovation	1,721,888	106,888	1,615,000	-	-	-	-
Circuit Court Branch 23/50	2,225,006	25,006	2,200,000	-	-	-	-
Wi-Fi Court Branch 23/50	2,225,006	25,006	2,200,000	-	-	-	-
Circuit Court Branch 35/38	25,006	25,006	-	-	-	-	-
WiFi Branch Court 35/38	25,006	25,006	-	-	-	-	-
Circuit Court Branch 43/44	25,006	25,006	-	-	-	-	-
Wi-Fi Court Branch 43/44	25,006	25,006	-	-	-	-	-
County-Wide Public Safety Facilities	9,736,000	9,286,000	350,000	100,000	-	-	-
955 Department Initiatives PS Projects Non-Capitalizable Items	200,000	-	100,000	100,000	-	-	-
CM Services for Public Safety Portfolio	8,036,000	7,786,000	250,000	-	-	-	-
Program Management Services	1,500,000	1,500,000	-	-	-	-	-
Criminal Court Admin. Building	255,400	255,400	-	-	-	-	-
598 Office of the Chief Judge, Social Services Department	255,400	255,400	-	-	-	-	-
Criminal Court Admin. Building	1,200,166	200,166	500,000	500,000	-	-	-
CCAB - Corridor and Stairwell LED and Lighting Controls Upgrades	350,166	100,166	250,000	-	-	-	-
SAO Victim Witness Remodel at CCAB	850,000	100,000	250,000	500,000	-	-	-
Criminal Courts (26th/California)	18,165,000	1,640,000	8,525,000	8,000,000	-	-	-
CCB - Touch Screen Installations	570,000	45,000	525,000	-	-	-	-
Courtroom Technology AV/IT Upgrades	17,545,000	1,545,000	8,000,000	8,000,000	-	-	-
Pretrial Conference Room - Leighton	50,000	50,000	-	-	-	-	-
Daley Center	4,068,946	3,768,946	300,000	-	-	-	-
2288 Daley Lobby LED Conversion	15,000	15,000	-	-	-	-	-
885 State's Attorney's (SAO) Daley Center Office Reception Remodel	555,001	555,001	-	-	-	-	-
Daley - Courthouse Point of Drinking Water Appliances	178,945	178,945	-	-	-	-	-
Daley Wireless Internet Access (Wifi) Installation	3,200,000	2,900,000	300,000	-	-	-	-
Erie City Iron Works Boiler Valve Replacement	20,000	20,000	-	-	-	-	-
Replace Deair & Surge Tank Level Gages	90,000	90,000	-	-	-	-	-
Water controls for 19th floor water tanks	10,000	10,000	-	-	-	-	-
DOC Div. II, Dorm I	785,000	785,000	-	-	-	-	-
Hot Water System	785,000	785,000	-	-	-	-	-
DOC Division X	152,755	52,755	100,000	-	-	-	-
819 Division 10 energy efficiency upgrades	152,755	52,755	100,000	-	-	-	-
DOC Division XI	152,755	52,755	100,000	-	-	-	-
818 Division 11 energy efficiency upgrades	152,755	52,755	100,000	-	-	-	-
DOC Guard House B / Post 5	197,890	197,890	-	-	-	-	-
DOC Visitor Lobby Expansion - Receiving Post 5	197,890	197,890	-	-	-	-	-
DOC Powerhouse	9,817,755	6,317,755	3,500,000	-	-	-	-
635 DOC Powerhouse - Chillers	6,802,755	3,302,755	3,500,000	-	-	-	-
DOC Powerhouse - Boiler Replacement	15,000	15,000	-	-	-	-	-
DOC Powerhouse Boilers	3,000,000	3,000,000	-	-	-	-	-
DOC Site	6,222,388	1,222,388	2,750,000	2,250,000	-	-	-
609 DOC - Cermak Hospital - Recreation Yard Improvements	1,420,000	920,000	500,000	-	-	-	-
799 Community Resource Center CCSO	4,614,500	114,500	2,250,000	2,250,000	-	-	-
Upgrade to LED lighting on DOC Campus	187,888	187,888	-	-	-	-	-
Domestic Violence Courthouse	3,766,888	1,016,888	2,750,000	-	-	-	-
812 DVC HVAC Upgrades	3,400,000	900,000	2,500,000	-	-	-	-
SAO - Domestic Violence Courthouse Interior Renovation	366,888	116,888	250,000	-	-	-	-
Juvenile Temp. Detention Center (East)	15,000	15,000	-	-	-	-	-
Youth Secure Care Center	15,000	15,000	-	-	-	-	-
Juvenile West (Courthouse)	366,888	116,888	250,000	-	-	-	-
JTDC - Courthouse Point of Drinking Water Appliances	10,000	10,000	-	-	-	-	-

CAPITOL IMPROVEMENT PROJECTS

CIP Project Type/Portfolio/Facility CIP	Prioritized Spending 2025 - 2034	Annual Capital Investment 2025	Annual Capital Investment 2026	Annual Capital Investment 2027	Annual Capital Investment 2028	Annual Capital Investment 2029	Annual Capital Investment 2030-2034
SAO - Juvenile Courthouse Interior Renovation	356,888	106,888	250,000	-	-	-	-
Markham Courthouse (6th Dist.)	6,026,418	2,121,818	3,004,600	900,000	-	-	-
Cooling tower fills	10,000	10,000	-	-	-	-	-
Markham - Courthouse Point of Drinking Water Appliances	10,000	10,000	-	-	-	-	-
Markham - Solar Panel Installation	4,167,355	1,502,755	2,664,600	-	-	-	-
Markham Courthouse - CCAO Space Reallocation	304,000	304,000	-	-	-	-	-
Replace centrifugal pumps at Maywood Courthouse	1,178,175	188,175	90,000	900,000	-	-	-
SAO - Markham Courthouse Interior Renovation	356,888	106,888	250,000	-	-	-	-
Maywood Courthouse (4th Dist.)	95,000	95,000	-	-	-	-	-
Office of the Chief Judge, Social Services Department - Maywood Office Renovation	95,000	95,000	-	-	-	-	-
Maywood Courthouse (4th Dist.)	573,609	248,609	325,000	-	-	-	-
808 Renovation of waiting area at PD Maywood Courthouse location	141,721	66,721	75,000	-	-	-	-
DES Maywood Environmental Lab Relocate	75,000	75,000	-	-	-	-	-
SAO - Maywood Courthouse Interior Renovation	356,888	106,888	250,000	-	-	-	-
Robert J. Stein Institute of Forensic Medicine	8,150,000	1,950,000	4,100,000	2,100,000	-	-	-
590 RJStein/IFM--Assessment Implementation	75,000	75,000	-	-	-	-	-
831 RJ Stein IFM Biosafety Level 4 Autopsy Suite Dock	15,000	15,000	-	-	-	-	-
RJ Stein/IFM Interior Renovations - Metals Lab 261	8,060,000	1,860,000	4,100,000	2,100,000	-	-	-
Rolling Meadows Courthouse (3rd Dist.)	192,500	192,500	-	-	-	-	-
Rolling Meadows Wireless Internet Access (Wifi) Installation	192,500	192,500	-	-	-	-	-
Rolling Meadows Courthouse (3rd Dist.)	186,000	186,000	-	-	-	-	-
2355 Lighting controls at Rolling Meadows Courthouse	186,000	186,000	-	-	-	-	-
Skokie Courthouse (2nd Dist.)	13,081,202	5,170,452	5,910,750	2,000,000	-	-	-
807 Remodel of waiting area of PD space at Skokie Courthouse	146,888	71,888	75,000	-	-	-	-
849 Skokie Envelope Project	5,582,184	382,184	3,200,000	2,000,000	-	-	-
Office of the Chief Judge, Social Services Department - Skokie Waiting Area Renovation	71,888	71,888	-	-	-	-	-
Skokie - Courthouse Point of Drinking Water Appliances	60,000	60,000	-	-	-	-	-
Skokie Courthouse - Solar installations and native landscaping	7,220,242	4,584,492	2,635,750	-	-	-	-
Life Safety/ADA/Security	\$192,439,294	\$17,325,544	\$78,201,874	\$47,133,750	\$35,200,000	\$14,500,000	-
Rolling Meadows Courthouse (3rd Dist.)	104,000	104,000	-	-	-	-	-
Rolling Meadows Courthouse ADA Comprehensive Assessment	104,000	104,000	-	-	-	-	-
Bridgeview Courthouse (5th Dist.)	429,926	429,926	-	-	-	-	-
Security Upgrades- Bridgeview	429,926	429,926	-	-	-	-	-
Bridgeview Courthouse (5th Dist.)	10,000	10,000	-	-	-	-	-
Bridgeview Courthouse ADA Comprehensive Assessment	10,000	10,000	-	-	-	-	-
Circuit Court Branch 23/50	3,300,539	200,539	3,100,000	-	-	-	-
875 Branch Courthouse 23/50 Grand Location Renovations	3,300,539	200,539	3,100,000	-	-	-	-
Circuit Court Branch 35/38	3,567,897	467,897	3,100,000	-	-	-	-
872 Branch Courthouse 35-38 111th Renovations	3,266,131	166,131	3,100,000	-	-	-	-
Security Upgrades- Circuit Cou.35/38	301,766	301,766	-	-	-	-	-
Circuit Court Branch 43/44	3,244,395	144,395	3,100,000	-	-	-	-
871 Branch Courthouse 43-44 Flournoy Renovations	3,244,395	144,395	3,100,000	-	-	-	-
County-Wide Public Safety Facilities	6,318,874	4,318,874	1,921,874	-	-	-	-
835 Countywide PS ADA Improvements	4,121,874	4,121,874	-	-	-	-	-
862 Countywide PS - Fire Alarm Projects	39,500	39,500	-	-	-	-	-
Countywide Fire & Life Safety Systems Upgrades Package #10	2,157,500	157,500	2,000,000	-	-	-	-
Criminal Court Admin. Building	600,000	100,000	500,000	-	-	-	-
CCAB Fire Alarm Project	600,000	100,000	500,000	-	-	-	-
Criminal Courts (26th/California)	99,542,442	1,278,692	33,780,000	29,183,750	28,000,000	7,300,000	-
1979 CCB ADA Toilet Room Renovation for Chambers for CR506	50,000	50,000	-	-	-	-	-
CCB - Exterior Inspection and Renovation	9,813,750	50,000	4,680,000	5,083,750	-	-	-
CCB Courthouse ADA Comprehensive Assessment	325,000	325,000	-	-	-	-	-
CCB Fire Alarm Project	2,500,000	300,000	1,100,000	1,100,000	-	-	-
CCB Main Holding Area ADA Improvements & Lock-Up Renovation (LL Holding Cells) Phase 2	212,755	212,755	-	-	-	-	-
OCJ - ADA Bathroom Leighton Courthouse	86,330,000	30,000	28,000,000	23,000,000	28,000,000	7,300,000	-
Security Upgrades- Leighton	310,937	310,937	-	-	-	-	-
Daley Center	11,980,000	655,000	2,825,000	4,500,000	2,000,000	2,000,000	-

CAPITOL IMPROVEMENT PROJECTS

CIP Project Type/Portfolio/Facility CIP	Prioritized Spending 2025 - 2034	Annual Capital Investment 2025	Annual Capital Investment 2026	Annual Capital Investment 2027	Annual Capital Investment 2028	Annual Capital Investment 2029	Annual Capital Investment 2030-2034
528 Security Enhancements	10,835,000	85,000	2,250,000	4,500,000	2,000,000	2,000,000	-
590 ADA Upgrades	825,000	250,000	575,000	-	-	-	-
Daley Center - Courtroom Duress Buttons	20,000	20,000	-	-	-	-	-
RJDC - 31st Flr generator load transfer to 27th Flr generator	300,000	300,000	-	-	-	-	-
DOC Cermak Hospital	8,040,000	540,000	7,500,000	-	-	-	-
869 Cermak - Renovation, ADA Improvements, Fixture Installation and Replacements	2,275,000	25,000	2,250,000	-	-	-	-
Cermak Health Replacement Facility	15,000	15,000	-	-	-	-	-
Cermak Health Service Fire Alarm Project	5,750,000	500,000	5,250,000	-	-	-	-
DOC Div. II, Dorm I	12,879,304	79,304	3,200,000	3,200,000	3,200,000	3,200,000	-
Division II, Dorm I Fire Alarm Project	12,879,304	79,304	3,200,000	3,200,000	3,200,000	3,200,000	-
DOC Div. II, Dorm II	135,916	135,916	-	-	-	-	-
Division II, Dorm II Fire Alarm Project	135,916	135,916	-	-	-	-	-
DOC Div. II, Dorm III	147,888	147,888	-	-	-	-	-
Division II, Dorm III Fire Alarm Project	147,888	147,888	-	-	-	-	-
DOC Div. II, Dorm IV	127,089	127,089	-	-	-	-	-
Division II, Dorm IV Fire Alarm Project	127,089	127,089	-	-	-	-	-
DOC Division III Annex (RTU)	158,592	158,592	-	-	-	-	-
Division III (Annex) Fire Alarm Project	158,592	158,592	-	-	-	-	-
DOC Division IX	15,362,500	337,500	7,775,000	7,250,000	-	-	-
Div IX - Structural Facade Egress Elements Inspection and Renovation	14,600,000	100,000	7,250,000	7,250,000	-	-	-
Div. IX Cell Doors, Locks, Frames and Master Control System Replacement	762,500	237,500	525,000	-	-	-	-
DOC Division VI	10,985,000	310,000	3,675,000	3,000,000	2,000,000	2,000,000	-
Div VI - Structural Facade Egress Elements Inspection and Renovation	625,000	100,000	525,000	-	-	-	-
Division VI ATS and Generator Replacement	10,360,000	210,000	3,150,000	3,000,000	2,000,000	2,000,000	-
DOC Division X	1,246,500	1,246,500	-	-	-	-	-
DOC Campus Security Gate Replacements	1,246,500	1,246,500	-	-	-	-	-
DOC Division XI	625,000	100,000	525,000	-	-	-	-
Div XI - Structural Facade Egress Elements Inspection and Renovation	625,000	100,000	525,000	-	-	-	-
DOC Guard House H / Post 8	292,100	292,100	-	-	-	-	-
845 Post 8 New Construction	292,100	292,100	-	-	-	-	-
DOC Kitchen	715,986	290,986	425,000	-	-	-	-
DOC Kitchen Fire Alarm Project	715,986	290,986	425,000	-	-	-	-
DOC Site	3,200,000	1,000,000	2,200,000	-	-	-	-
616 DOC - ADA Assessment and Improvements - Div. 2, 4, 6, 9 & 10	3,200,000	1,000,000	2,200,000	-	-	-	-
DOC South Campus Building 1	50,000	50,000	-	-	-	-	-
South Campus Building 1 - Exterior Inspection and Renovation	50,000	50,000	-	-	-	-	-
DOC South Campus Building 2	575,000	50,000	525,000	-	-	-	-
South Campus Building 2 - Structural Facade Egress Elements Inspection and Renovation	575,000	50,000	525,000	-	-	-	-
DOC South Campus Building 3	575,000	50,000	525,000	-	-	-	-
South Campus Building 3 - Structural Facade Egress Elements Inspection and Renovation	575,000	50,000	525,000	-	-	-	-
DOC South Campus Building 4	575,000	50,000	525,000	-	-	-	-
South Campus Building 4 - Structural Facade Egress Elements Inspection and Renovation	575,000	50,000	525,000	-	-	-	-
DOC South Campus Building 5	575,000	50,000	525,000	-	-	-	-
South Campus Building 5 - Structural Facade Egress Elements Inspection and Renovation	575,000	50,000	525,000	-	-	-	-
Domestic Violence Courthouse	305,838	305,838	-	-	-	-	-
Security Upgrades- Domestic Violence	305,838	305,838	-	-	-	-	-
Juvenile Temp. Detention Center	1,454,600	954,600	500,000	-	-	-	-
886 JTDC - Fire Grade Doors in North and South Gyms	650,000	150,000	500,000	-	-	-	-
JTDC ADA Comprehensive Assessment	500,000	500,000	-	-	-	-	-
Security Upgrades- JTDC	304,600	304,600	-	-	-	-	-
Juvenile Temp. Detention Center (East)	1,902,755	902,755	1,000,000	-	-	-	-
848 JTDC Renovation of Bathroom Shower Stalls - Phase 2	1,250,000	250,000	1,000,000	-	-	-	-
JTDC Security Camera System	375,000	375,000	-	-	-	-	-
Juvenile East Emergency Generator Project	277,755	277,755	-	-	-	-	-
Juvenile West (Courthouse)	1,243,959	518,959	725,000	-	-	-	-
JTDC West 7th Floor Location - Install Key Card Entry System and Security Partition for Reception Area	10,000	10,000	-	-	-	-	-
Juvenile West Courthouse ADA Comprehensive Assessment	675,000	150,000	525,000	-	-	-	-

CAPITOL IMPROVEMENT PROJECTS

CIP Project Type/Portfolio/Facility CIP	Prioritized Spending 2025 - 2034	Annual Capital Investment 2025	Annual Capital Investment 2026	Annual Capital Investment 2027	Annual Capital Investment 2028	Annual Capital Investment 2029	Annual Capital Investment 2030-2034
Juvenile West Courthouse -Exterior Inspection and Renovation	250,000	50,000	200,000	-	-	-	-
Security Upgrades- Juvenile West	308,959	308,959	-	-	-	-	-
Markham Courthouse (6th Dist.)	439,812	439,812	-	-	-	-	-
Markham Courthouse ADA Comprehensive Assessment	10,000	10,000	-	-	-	-	-
Security Upgrades- Markham	429,812	429,812	-	-	-	-	-
Maywood Courthouse (4th Dist.)	716,315	466,315	250,000	-	-	-	-
Maywood Courthouse ADA Comprehensive Assessment	325,000	75,000	250,000	-	-	-	-
Security Upgrades- Maywood	391,315	391,315	-	-	-	-	-
Rolling Meadows Courthouse (3rd Dist.)	525,251	525,251	-	-	-	-	-
Rolling Meadows Courtroom Modifications	100,000	100,000	-	-	-	-	-
Security Upgrades- Rolling Meadows	425,251	425,251	-	-	-	-	-
Skokie Courthouse (2nd Dist.)	486,816	486,816	-	-	-	-	-
Security Upgrades- Skokie	383,816	383,816	-	-	-	-	-
Skokie Courthouse ADA Comprehensive Assessment	103,000	103,000	-	-	-	-	-
Redevelopment/Demolition	\$33,132,625	\$15,908,125	\$12,940,000	\$4,284,500	-	-	-
County-Wide Corporate Facilities	15,000	15,000	-	-	-	-	-
Suburban Cook First Responders Training Center	15,000	15,000	-	-	-	-	-
County-Wide Public Safety Facilities	43,400	43,400	-	-	-	-	-
659 Countywide PS - Washroom Upgrades	43,400	43,400	-	-	-	-	-
Criminal Court Admin. Building	8,574,500	130,000	4,160,000	4,284,500	-	-	-
601 CCAB - Toilet Room Upgrades	8,574,500	130,000	4,160,000	4,284,500	-	-	-
Daley Center	5,525,000	145,000	5,380,000	-	-	-	-
839 Office of the Chief Judge Relocation and Consolidation of Administrative Offices	3,320,000	20,000	3,300,000	-	-	-	-
Civil Appeals Division 801 Reconfiguration	2,120,000	40,000	2,080,000	-	-	-	-
Conversion of CL-24 at RJDC to Domestic Relations Hearing Room	85,000	85,000	-	-	-	-	-
DOC Division I	2,685,000	2,685,000	-	-	-	-	-
Division I & 1A Demolition; Assume final payment in FY25	2,685,000	2,685,000	-	-	-	-	-
DOC Division IV	1,900,000	1,900,000	-	-	-	-	-
Demolition of Division IV	1,900,000	1,900,000	-	-	-	-	-
DOC Site	4,700,000	4,700,000	-	-	-	-	-
Adult Detention Center (24828)	150,000	150,000	-	-	-	-	-
CCSO CCDOC Enanced Visitation Center (27260)	4,550,000	4,550,000	-	-	-	-	-
Jefferson Building - Maywood Campus	2,015,000	15,000	2,000,000	-	-	-	-
846 Maywood ERPS HVAC Upgrades	2,015,000	15,000	2,000,000	-	-	-	-
Juvenile Temp. Detention Center	25,000	25,000	-	-	-	-	-
JTDC Dental Office Expansion 3rd Floor	25,000	25,000	-	-	-	-	-
Juvenile Temp. Detention Center (East)	1,230,000	30,000	1,200,000	-	-	-	-
Assessment Centers (OCJ)	15,000	15,000	-	-	-	-	-
Centers of Care (OCJ)	1,215,000	15,000	1,200,000	-	-	-	-
Markham Courthouse (6th Dist.)	176,000	176,000	-	-	-	-	-
2402 - Markham Hearing Room Phase 2	176,000	176,000	-	-	-	-	-
Maywood Courthouse (4th Dist.)	85,725	85,725	-	-	-	-	-
Maywood Courthouse PD New Space Buildout	85,725	85,725	-	-	-	-	-
Robert J. Stein Institute of Forensic Medicine	6,158,000	5,958,000	200,000	-	-	-	-
New Building for Medical Examiner's Office	6,158,000	5,958,000	200,000	-	-	-	-
CIP Total Spending	\$1,744,927,686	\$249,902,667	\$404,883,582	\$504,091,567	\$368,338,417	\$126,383,333	\$91,250,000

COOK COUNTY DEPARTMENT OF TRANSPORTATION AND HIGHWAYS FY2025 CAPITAL PROJECTS

Project Name	Commissioner District	Primary Work Type	Municipality	Miles	Scope of Work	Funded by Township Funds	Funded by MFT (DOT Only)	Funded by State Grant	Funded by Federal Grant	Funded by Local Reimbursements (DOT Only)	Total FY2025 Project Budget
104TH AVENUE 22-W2509-00-BT	17	Modernization	Orland Park	0	Construction of a reinforced soil slope system on top of the existing roadway embankment to support a proposed 8 foot multi-use path. Location: 163rd Pl to 159th St.	-	151,048	-	-	-	151,048
108TH AVENUE 13-W7509-02-FP	17	Modernization	Orland Park	1	Roadway reconstruction with addition of multi-use path. Location: 167th St to 159th St.	-	1,370,000	-	-	-	1,370,000
131ST STREET 15-13129-01-FP	5	Expansion	Alsip	1.09	Roadway reconstruction with drainage improvements, traffic signal modernization and addition of a multi-use path. Location: Pulaski Rd to Kedzie Ave.	-	150,000	-	-	-	150,000
134TH STREET 16-13433-00-RP	5	Expansion	Riverdale	0.33	Pavement reconstruction with drainage improvements and addition of a sidewalk. Location: Halsted St to Marsden Dr.	-	45,000	51,874	-	-	96,875
143RD STREET 18-B8026-00-EG	6	Modernization	Unincorporated Cook County	-	Removal and replacement of the five-lane, single span bridge over Tinley Creek. Location: over Tinley Creek (SN 016-3069).	-	1,263,089	-	-	-	1,263,089
157TH STREET 22-157RC-00-FP	5	Modernization	Harvey	0.44	Roadway reconstruction with drainage improvements including separation of sanitary-storm sewer. Location: Commercial Ave to Halsted St.	-	225,000	-	-	-	225,000
170TH STREET 18-B5936-00-EG	6	Modernization	South Holland	-	Removal and replacement of the double span bridge over Thorn Creek. Location: over Thorn Creek (SN 016-3095).	-	2,236,183	-	-	-	2,236,183
175TH STREET 20-B6125-00-PV	6, 17	Modernization	Tinley Park	1.34	Roadway reconstruction with drainage improvements and construction of two-way turn lane to accommodate side streets and driveways. Location: 175th St, Ridgeland Ave, Oak Park Ave.	-	9,289,726	-	-	2,640,000	11,929,726
606 EXTENSION 23-606TR-00-BT	12	Expansion	Chicago	0.16	Extension of the 606 trail east from current terminus under Kennedy Expressway to Elston Avenue. Location: Ashland Av to Elston Ave.	-	1,280,000	-	720,000	-	2,000,000
80TH AVENUE 21-W3207-00-PV	6	Expansion	Tinley Park	1.5	Roadway and bridge reconstruction with signal improvements and addition of a new multi-use path. Location: 191st St 1124 ft north of 183rd St.	-	2,802,361	-	-	-	2,802,361
87TH ST AT ROBERTS RD	6	Expansion	Bridgeview, Hickory Hills, Justice	0.5	Roadway reconstruction & widening with traffic signal and pedestrian improvements. Location: at 87th St and Roberts Rd.	-	5,509,012	-	-	-	5,509,012
87TH STREET 19-B4224-00-BR	4	Preservation	Bridgeview	-	Removal and replacement of existing bridge deck and approach slabs with additional minor bridge repairs. Location: S 78th Ave to S Oketo Ave.	-	596,283	-	-	-	596,283
88TH/CORK AVENUE 19-W3019-00-PV	6, 17	Expansion	Justice	1.51	Pavement reconstruction with drainage & traffic signal improvements. Location: at I-294 Interchange.	-	6,897,101	2,218,207	6,654,622	4,480,070	20,250,000
BRIDGE DECK PATCH AND OVERLAY REPLACEMENT CONTRACT	Countywide	Preservation	Various locations	NA	Remove and replace deck overlays, partial and full depth concrete deck patching. Location: TBD	-	3,694,950	-	-	-	3,694,950
BRIDGE REHABILITATION 2024	Countywide	Preservation	Various locations	NA	The scope of services includes the preparation of design engineering (Phase II) plans and specifications for eight (8) structures throughout Cook County. Location: Various Locations	-	117,401	-	-	-	117,401
BRIDGE REPAIR PROJECT 21-BRREP-00-BR	9, 14	Preservation	Glenview, Deerfield, Des Plaines	0.0	Removal and replacement of expansion joints with structural steel cleaning and painting for 3 bridges. Location: Various Locations	-	93,864	-	-	-	93,864
BRIDGE SCUPPER AND DRAINAGE SYSTEM CLEANING	Countywide	Preservation	Countywide	NA	To Clean, Maintain and Repair bridge deck scuppers and downspout drainage system. Location: Countywide	-	500,000	-	-	-	500,000
BUFFALO GROVE ROAD 21-W1446-00-PV	14	Modernization	Buffalo Grove, Arlington Heights, Wheeling	2	Roadway reconstruction with drainage, intersection & ADA-compliant pedestrian improvements. Location: Hintz Rd to St. Mary's Pkwy	-	500,000	-	-	-	500,000
BURNHAM AVENUE GRADE SEPARATION 21-BURGS-00-EG	4	Expansion	Burnham	1.14	Phase I engineering for grade separated crossing of Burnham Ave at NS, NICTD, and CSX Railroads. Location: 143rd St to 134th St.	-	-	-	-	750,000	750,000
BURNHAM AVENUE RAILROAD AGREEMENTS 21-BURGS-00-EG	4	Modernization	Burnham	1.14	Railroad agreements for future grade separated crossing of Burnham Ave at NS, NICTD, and CSX Railroads. Location: 143rd St to 134th St.	-	150,000	-	-	-	150,000
BURNHAM GREENWAY TRAIL	4	Modernization	Burnham	0	Assistance to complete Village of Burnham's Phase I study. Location: NA	-	200,000	-	-	-	200,000
BURNHAM MULTIMODAL CONNECTOR BRIDGE 22-BMMCB-00-BR	4	Expansion	Chicago, Burnham	0.4	Construction of a multi-use bike and pedestrian bridge over five railroad lines. Location: Green Bay Ave to Brainard Ave.	-	1,000,000	-	-	-	1,000,000
BUSSE ROAD 20-W7141-00-PV	9, 15	Expansion	Arlington Heights, Mount Prospect	1.3	Roadway reconstruction & widening with drainage improvements and addition of a multi-use path. Location: Golf Rd to Central Rd.	-	7,355,509	-	1,116,297	539,148	9,010,954
BUTLER DRIVE 22-BUTDR-00-PV	4	Preservation	Illinois International Port Authority	1.2	Roadway reconstruction at the IL International Port District. Location: Doty Ave to 130th St.	-	1,232,000	96,000	384,000	-	1,712,000
CDOT ALDERMANIC WARDS	Countywide	Modernization	Chicago	NA	Various transportation improvements in Chicago Aldermanic Wards. Location: City of Chicago.	-	3,750,000	-	-	-	3,750,000

COOK COUNTY DEPARTMENT OF TRANSPORTATION AND HIGHWAYS FY2025 CAPITAL PROJECTS

Project Name	Commissioner District	Primary Work Type	Municipality	Miles	Scope of Work	Funded by Township Funds	Funded by MFT (DOT Only)	Funded by State Grant	Funded by Federal Grant	Funded by Local Reimbursements (DOT Only)	Total FY2025 Project Budget
CDOT PAVEMENT REHABILITATION 2020	Countywide	Modernization	Chicago	NA	Pavement preservation and rehabilitation and other various transportation improvements. Location: City of Chicago.	-	7,514,102	-	-	-	7,514,102
CDOT STRATEGIC TRANSPORTATION INITIATIVES	Countywide	Modernization	Chicago	NA	Strategic partnership with CDOT for pavement preservation and rehabilitation. Location: City of Chicago.	-	5,625,000	-	-	-	5,625,000
CENTRAL AVENUE 19-IICFR-03-ES	6	Modernization	Matteson, Richton Park	1.5	Roadway reconstruction with drainage improvements, addition of a turn lane, and new multi-use path. Location: Sauk Trl to Lincoln Hwy.	-	1,050,000	-	-	-	1,050,000
CENTRAL AVENUE BRIDGE 22-W3924-03-BR	16	Modernization	Forest View, Stickney	0.54	Removal and replacement of bridge deck with structural steel cleaning and painting. Location: over Sanitary & Ship Canal (SN 016-3240).	-	15,624,420	-	-	-	15,624,420
CENTRAL ROAD 21-A6107-00-PV	15	Expansion	Hoffman Estates, South Barrington	1.3	Roadway reconstruction with traffic signal modernization and addition of a multi-use path. Location: Barrington Rd to Huntington Blvd.	-	2,091,226	-	1,040,000	95,250	3,226,476
CHICAGO HUB IMPROVEMENT PROGRAM (MATCH FOR FED-STATE PARTNERSHIP GRANT)	2	Modernization	Chicago	NA	Platform expansion, ventilation, ped circulation, mail platform repurposing. Location: Chicago Union Station.	-	1,850,000	-	-	-	1,850,000
CHICAGO PAVEMENT PRESERVATION AND REHABILITATION 18-REHAB-00-PV	Countywide	Modernization	Chicago	NA	Various transportation improvements across the City of Chicago. Location: Countywide	-	1,300,000	-	-	-	1,300,000
CITY-COUNTY PEDWAY EXTENSION	2	Expansion	Chicago	NA	Update and implement existing construction plans for a pedway extension beneath the City-County building (118 N. Clark St.). Location: Pedway level and parts of ground floor of 118 N Clark St and 121 N LaSalle St in Chicago Illinois.	-	74,837	-	500,000	-	574,837
CONNECT FRANKLIN PARK	17	Modernization	Franklin Park	NA	Phase I and II for grade separation and closing crossings. Location: Village of Franklin Park.	-	250,000	-	-	-	250,000
COOK COUNTY 2050 LONG RANGE TRANSPORTATION PLAN	Countywide	Modernization	Countywide	NA	Long range transportation for Cook County through the year 2050. Location: Countywide	-	337,500	101,250	-	-	438,750
COUNTY LINE ROAD NORTH 18-W7331-00-RP	17	Expansion	Elmhurst	1.71	Reconstruction, widening and realignment of County Line Road to accommodate I-294 exit ramp. Location: Grand Ave to Lake St.	-	-	-	-	1,069,395	1,069,395
COUNTY LINE ROAD SOUTH 16-W7331-00-RP	17	Expansion	Elmhurst, Northlake	1.46	Structure & roadway reconstruction with construction of a new connector road. Location: I-294 Ramp to Lake St.	-	2,256,073	-	3,187,037	5,565,477	11,008,588
CRAWFORD AVENUE 18-W4339-00-EG	13	Preservation	Skokie	2	Roadway reconstruction. Location: Oakton St to Golf Rd.	-	800,000	-	-	-	800,000
CREATE - 1ST AVENUE AND UNION PACIFIC RR GRADE SEPARATION (CREATE GS12)	1	Modernization	Maywood	0.25	Grade separation. Location: at IL 171 and UPRR.	-	-	-	500,000	-	500,000
CREATE - 75TH STREET CORRIDOR IMPROVEMENT	2, 3, 4	Modernization	Chicago	0	Implement corridor wide improvements to rail tracks, connections & crossings on 75th Street. Location: 75th St CIP and Argo Connection.	-	23,637,656	-	-	-	23,637,656
CREATE - COTTAGE GROVE AVE OVER IHB/CSX RR (GS23A)	5	Modernization	Dolton	0	Grade separation at Cottage Grove Avenue over the four sets of IHB/CSX railroad tracks. Location: over IHB/CSX RR tracks (CREATE GS23a).	-	-	-	850,000	-	850,000
CREATE - HARLEM AVE OVER BNSF RR (GS18)	16	Modernization	Berwyn, Riverside	0	Grade separation at Harlem Avenue and BNSF railroad tracks (Create GS18). Location: Harlem Ave at BNSF.	-	200,000	-	-	-	200,000
CURB RAMP IMPROVEMENT 2023-NORTH 24-CRIPN-00-CG	12, 14, 15	Modernization	Arlington Heights, Elk Grove Village, Schaumburg, Streamwood, Palatine, Rolling Meadows, Roselle, Inverness	NA	Curb ramp improvements and other ADA-compliant pedestrian upgrades related to pavement maintenance and rehabilitation projects. Location: Various	-	53,953	-	-	-	53,953
CURB RAMP IMPROVEMENT 2023-SOUTH 24-CRIPS-00-CG	5, 6, 17	Modernization	Orland Park, Orland Hills, Palos Heights, Olympia Fields, Chicago Heights, Steger	NA	Curb ramp improvements and other ADA-compliant pedestrian upgrades related to pavement maintenance and rehabilitation projects. Location: Various	-	40,000	-	-	-	40,000
EAST LAKE AVENUE	14	Preservation	Glenview	0.1	Remove and replace existing steel diaphragms. Location: at C&NW Railroad.	-	137,777	-	-	-	137,777
EAST LAKE AVENUE 18-A5924-00-BR	14	Modernization	Glenview, Wilmette	0	Removal and replacement of bridge deck with structural steel cleaning and painting. Location: over MFNB Chicago River.	-	993,440	-	-	-	993,440
EUCLID AVENUE	14	Modernization	Arlington Heights	4.1	Roadway resurfacing with ADA sidewalk improvements and traffic signal replacement. Location: Rohlwing Road to US 12 (Rand Road).	-	231,500	-	-	-	231,500
FRANCISCO AVENUE SIDEWALKS	5	Modernization	Blue Island	0.27	Construction of ADA-compliant sidewalks and curb ramps on Francisco Ave over the Cal-Sag Channel. Location: Cal-Sag Channel to Wireton Rd / Vermont Ave and California Ave.	-	416,760	-	-	-	416,760
FRANKLIN AVENUE 21-FRAGS-00-PV	17	Expansion	Bensenville, Franklin Park	1.74	Roadway reconstruction & widening of 4-lane roadway. Location: York Rd to Runge St.	-	-	-	16,863,125	4,375,438	21,238,564
GENERAL MAINTENANCE - AGGREGATE MATERIALS	Countywide	Preservation	Countywide	NA	Stone materials utilized on preservation projects countywide. Location: Countywide	-	50,000	-	-	-	50,000

COOK COUNTY DEPARTMENT OF TRANSPORTATION AND HIGHWAYS FY2025 CAPITAL PROJECTS

Project Name	Commissioner District	Primary Work Type	Municipality	Miles	Scope of Work	Funded by Township Funds	Funded by MFT (DOT Only)	Funded by State Grant	Funded by Federal Grant	Funded by Local Reimbursements (DOT Only)	Total FY2025 Project Budget
GENERAL MAINTENANCE - BULK ROCK SALT DE-ICING MATERIALS	Countywide	Preservation	Countywide	NA	Bulk Rock Salt De-icing materials utilized Countywide during winter operations. Location: Countywide	-	1,500,000	-	-	-	1,500,000
GENERAL MAINTENANCE - CALCIUM CHLORIDE	Countywide	Preservation	Countywide	NA	Liquid Calcium Chloride De-icing Materials utilized during Winter Operations. Location: Countywide	-	90,000	-	-	-	90,000
GENERAL MAINTENANCE - CATCH BASIN AND INLET CLEANING	Countywide	Preservation	Countywide	NA	Catch basin and inlet cleaning services on the Cook County Highway network system. Location: Various Locations	-	1,098,240	-	-	-	1,098,240
GENERAL MAINTENANCE - COLD PATCH (NORTH)	Countywide	Preservation	Countywide	NA	Bituminous Cold Patch materials utilized in District 1 and 2 (North) pavement projects. Location: Countywide	-	80,000	-	-	-	80,000
GENERAL MAINTENANCE - COLD PATCH (SOUTH)	Countywide	Preservation	Countywide	NA	Bituminous Cold Patch materials utilized in District 4 and 5 (South) pavement projects. Location: Countywide	-	80,000	-	-	-	80,000
GENERAL MAINTENANCE - CRACK FILL MATERIALS	Countywide	Preservation	Countywide	NA	Crafco Crack Fill materials and Detackfying solution utilized for pavement preservation. Location: Countywide	-	25,000	-	-	-	25,000
GENERAL MAINTENANCE - ELECTRICAL MECHANICAL ITEM (EMIM) #3	Countywide	Preservation	Countywide	NA	Maintain traffic signals, lighting, bridge cathodic, pump stations, and maintenance facilities electric. Location: Countywide	-	3,700,000	-	-	800,000	4,500,000
GENERAL MAINTENANCE - GUARDRAIL AND TRAFFIC BARRIER REPAIR AND REPLACEMENT	Countywide	Preservation	Countywide	NA	Guardrail and traffic barrier terminal replacement and repair services contract. Location: Countywide	-	500,000	-	-	-	500,000
GENERAL MAINTENANCE - HOT PATCH (NORTH)	Countywide	Preservation	Countywide	NA	Bituminous Hot Patch materials utilized in Districts 1 and 2 (North) for pavement preservation. Location: Countywide	-	200,000	-	-	-	200,000
GENERAL MAINTENANCE - HOT PATCH (SOUTH AREA 1)	Countywide	Preservation	Countywide	NA	Bituminous Hot Patch Materials utilized in South Area 1 District 4 Pavement Preservation Projects. Location: District 4	-	100,000	-	-	-	100,000
GENERAL MAINTENANCE - HOT PATCH (SOUTH AREA 2)	Countywide	Preservation	Countywide	NA	Bituminous Hot Patch Materials utilized in South Area 2 District 5 Pavement Preservation Projects. Location: District 5	-	100,000	-	-	-	100,000
GENERAL MAINTENANCE - MOWING	Countywide	Preservation	Countywide	NA	Chargeback to CCFPD Mowing for ROW along FPD Property. Location: Countywide	-	235,000	-	-	-	235,000
GENERAL MAINTENANCE - PAVEMENT MARKINGS #2 25-8MARK-00-GM	Countywide	Preservation	Countywide	NA	Furnish and install pavement markings, median markings, and raised reflective pavement markers. Location: Countywide	-	387,255	-	-	-	387,255
GENERAL MAINTENANCE - PAVEMENT MARKINGS #3 (FUTURE YRS)	Countywide	Preservation	Countywide	NA	Furnish and install pavement markings, median markings, and raised reflective pavement markers. Location: Countywide	-	4,150,000	-	-	-	4,150,000
GENERAL MAINTENANCE - SIGNING #2 25-8SIGN-00-GM	Countywide	Preservation	Countywide	NA	Furnish, install, and maintain signs through out Cook County Highway system. Location: Countywide	-	621,805	-	-	-	621,805
GENERAL MAINTENANCE - SIGNING #3 (FUTURE YRS)	Countywide	Preservation	Countywide	NA	Furnish, install, and maintain signs through out Cook County Highway system. Location: Countywide	-	1,250,000	-	-	-	1,250,000
GENERAL MAINTENANCE - SPOILS REMOVAL	Countywide	Preservation	Countywide	NA	Spoils removal services utilized for the countywide removal of waste materials. Location: Countywide	-	250,000	-	-	-	250,000
GENERAL MAINTENANCE - STORM SEWER CLEANING #1	Countywide	Preservation	Countywide	NA	Storm Sewer Cleaning. Location: Countywide	-	2,000,000	-	-	-	2,000,000
GENERAL MAINTENANCE - TREE REMOVAL SERVICES	Countywide	Preservation	Countywide	NA	Tree removal in areas too large and/or inaccessible due to terrain or power lines. Location: Countywide	-	150,000	-	-	-	150,000
GRAND AVENUE GRADE SEPARATION 18-91376-00-EG	9	Modernization	Elmwood Park	0	Phase I Grade Separation Grand Avenue and Metra/Canadian Pacific Railroad tracks. Location: Grand Avenue (at Metra-CP Railroad)	-	2,000,000	-	-	-	2,000,000
HAPP ROAD 20-W4044-00-PV	14	Expansion	Northfield	0.6	Roadway reconstruction with roundabout construction, drainage & mobility improvements. Location: Winnetka Rd to Willow Rd.	-	3,435,750	-	-	-	3,435,750
HIBBARD ROAD	14	Modernization	Wilmette	1	Roadway reconstruction. Location: Skokie Blvd to Old Glenview Rd.	-	400,000	-	-	-	400,000
HINTZ ROAD	14	Preservation	Wheeling	0	Removal and replacement of bridge deck drain & joints with structural steel cleaning and painting. Location: Over Wheeling Drainage Ditch.	-	155,250	-	-	-	155,250
I-294 NEW INTERCHANGE	5	Expansion	Crestwood, Robbins	0	New I-294 interchange near the intersection of Midlothian Turnpike and Pulaski Road. Location: at Midlothian Tpke and Pulaski Rd.	-	750,000	-	-	-	750,000
I-55 FRONTAGE ROAD 21-FR155-00-PV	17	Modernization	Burr Ridge	1	Reconstruction of the I-55 Frontage Road From County Line Road to I-294. Location: County Line Rd to I-294 Bridge.	-	742,638	-	-	-	742,638
IIC 2017 - 135TH STREET (ROBBINS)	5, 6	Preservation	Robbins	1.62	Roadway resurfacing with construction of ADA-compliant sidewalks and ramps. Location: Kostner Ave to Claire Blvd.	-	90,000	-	-	-	90,000
IIC 2017 - DES PLAINES RIVER TRAIL (ROSEMONT)	9	Modernization	Rosemont	1	Construction of a trail, addressing geometric deficiencies and flooding issues. Location: Touhy Ave to North Ave.	-	29,996	-	-	-	29,996
IIC 2018 - FLOSSMOOR CBD (FLOSSMOOR)	5, 6	Modernization	Flossmoor	0	Pedestrian and Streetscape improvements. Location: Village of Flossmoor.	-	22,177	-	-	-	22,177

COOK COUNTY DEPARTMENT OF TRANSPORTATION AND HIGHWAYS FY2025 CAPITAL PROJECTS

Project Name	Commissioner District	Primary Work Type	Municipality	Miles	Scope of Work	Funded by Township Funds	Funded by MFT (DOT Only)	Funded by State Grant	Funded by Federal Grant	Funded by Local Reimbursements (DOT Only)	Total FY2025 Project Budget
IIC 2019 - 198TH STREET RECONSTRUCTION AND SIDEWALK EXTENSION (LYNWOOD)	6	Modernization	Lynwood	0	Study will identify how and where to improve and accommodate walking, biking and improve ADA access within the Village of Lynwood. Location: Village of Lynwood.	-	200,000	-	-	-	200,000
IIC 2019 - 25TH AVENUE (MELROSE PARK)	16	Modernization	Melrose Park	0.9	Roadway reconstruction. Location: Lake St to North Ave (IL-64).	-	180,000	-	-	-	180,000
IIC 2019 - 95TH STREET (HICKORY HILLS)	17	Modernization	Hickory Hills	0	Pavement reconstruction & widening with traffic signal replacement and street light relocation. Location: at 76th Ave.	-	260,000	-	-	-	260,000
IIC 2019 - DES PLAINES RIVER TRAIL (FPDCC)	11	Expansion	Des Plaines	0	Construction of a bike/pedestrian bridge over Union Pacific RR. Location: at the Union Pacific Railroad, north of Golf Rd and south of Central Rd.	-	44,000	-	-	-	44,000
IIC 2019 - METRA HOMEWOOD STATION (HOMEWOOD)	11	Expansion	Homewood	0.9	Rehabilitation of pedestrian tunnel including addition of ADA-compliant ramp and new building entry plaza with seating. Location: at Park Ave and Oak Rd.	-	150,000	-	-	-	150,000
IIC 2019 - MIDLOTHIAN TURNPIKE (CRESTWOOD)	11	Modernization	Crestwood	2.07	Pedestrian mobility improvements. Location: Central Ave to Pulaski Rd.	-	230,000	-	-	-	230,000
IIC 2019 - RAILROAD AVENUE (NORTHLAKE)	11	Expansion	Northlake	1	Pavement reconstruction. Location: North Ave to Palmer Ave.	-	12,500	-	-	-	12,500
IIC 2019 - SAUK VILLAGE MULTI-USE PATH (SAUK VILLAGE)	11	Expansion	Sauk Village	1	Construction of a new multi-use path. Location: Mary Byrne Dr to Burnham Ave.	-	39,879	-	124,800	-	164,679
IIC 2019 - SKOKIE VALLEY TRAIL (WILMETTE)	11	Expansion	Northfield, Wilmette, Glenview, Skokie	4.2	Phase II engineering for local extension of the Skokie Valley Trail. Location: Voltz Rd to Old Orchard Rd.	-	75,000	-	-	-	75,000
IIC 2020 - 25TH AVENUE (MELROSE PARK)	11	Expansion	Melrose Park	0.9	ROW acquisition for the 25th Avenue reconstruction and widening project. Location: Lake St to North Ave.	-	262,500	-	-	-	262,500
IIC 2020 - ALGONQUIN ROAD (ROLLING MEADOWS)	11	Modernization	Rolling Meadows	0	Phase I & II engineering for intersection and pedestrian improvements. Location: at New Wilke Rd.	-	43,500	-	-	-	43,500
IIC 2020 - BEVERLY ROAD (HOFFMAN ESTATES)	11	Modernization	Hoffman Estates	0.4	Construction of a new multi-use path. Location: Prairie Stone Parkway (N) to Beacon Pointe Dr (S).	-	25,000	-	-	-	25,000
IIC 2020 - BRAGA DRIVE (BROADVIEW)	11	Modernization	Broadview	0.56	Pavement rehabilitation & reconstruction with drainage, lighting, traffic signal and pedestrian mobility improvements. Location: 25th Ave to 17th Ave.	-	39,646	-	-	-	39,646
IIC 2020 - FOREST AND NORWOOD BOULEVARD (PARK FOREST)	11	Modernization	Park Forest	0.8	Phase II engineering for roadway reconstruction with ADA-compliant pedestrian improvements and addition of a multi-use path. Location: Indian Wood Blvd to Westwood Dr.	-	146,102	-	-	-	146,102
IIC 2020 - LAKE CALUMET RAIL EXTENSION (ILLINOIS INTERNATIONAL PORT DISTRICT)	11	Modernization	Chicago	NA	Study of infrastructure improvement opportunities at Port District. Location: South Butler Dr and South Doty Ave to St.Mary's Roadway and the Calumet River.	-	52,813	-	-	-	52,813
IIC 2020 - LANSING GREENWAY (LANSING)	11	Modernization	Lansing	2.4	Phase II engineering for a 2.4-mile multi-use path connecting two regional trails. Location: Thorn Creek Trail to Pennys Greenway.	-	38,750	-	-	-	38,750
IIC 2020 - MAIN STREET (EVANSTON)	11	Preservation	Evanston	0.4	Roadway resurfacing with drainage and ADA-compliant pedestrian improvements. Location: Maple Ave to Hinman Ave.	-	500,000	-	-	-	500,000
IIC 2020 - MICHIGAN CITY ROAD BIKE PATH (CALUMET CITY)	11	Expansion	Calumet City	1	Phase I engineering to create a multi-use path connecting the Burnham Greenway and the Torrence Avenue bike path. Location: Torrence Ave to Burnham Greenway.	-	90,000	-	-	-	90,000
IIC 2020 - OAKTON STREET (MORTON GROVE)	11	Modernization	Morton Grove	0	Construction of a multi-use path crossing the Metra tracks, connecting to existing sidewalk and Pace bus shelter. Location: Caldwell Ave and Howard St to Oakton St and I-94.	-	267,000	-	-	-	267,000
IIC 2020 - POPLAR AVENUE (RICHTON PARK)	11	Expansion	Richton Park	0	Installation of pedestrian crossing gate, pavement markings, traffic control and protection, landscaping. Location: Poplar Ave to the Old Plank Trail.	-	207,000	-	-	-	207,000
IIC 2020 - QUIET ZONES (DOLTON)	11	Modernization	Dolton, Riverdale	0	Phase I engineering for quiet zone Infrastructure installations at 9 at-grade RR crossings. Location: at CSX, IHB, NS & UP rail lines.	-	33,750	-	-	-	33,750
IIC 2020 - TORRENCE AVENUE (BURNHAM)	11	Preservation	Burnham	0.4	Construction a new multi-use path. Location: 145th St to Hoxie Ave near 143rd St.	-	127,500	-	-	-	127,500
IIC 2020 - VAN BUREN STREET (FOREST PARK)	11	Preservation	Forest Park	0.3	Construction of a new multi-use path. Location: Madison St to CTA Blue Line - Forest Park Transit Center.	-	247,500	-	-	-	247,500
IIC 2021 - 19TH AVENUE (MAYWOOD)	11	Modernization	Maywood	0.5	Reconstruction of 19th Avenue. Location: Oak St to Madison St.	-	48,250	-	-	-	48,250
IIC 2021 - AUSTIN BOULEVARD VIADUCT IMPROVEMENTS (CICERO)	11	Modernization	Cicero	0.12	Viaduct lighting modernization with roadway rehabilitation and sidewalk improvements. Location: Various Locations.	-	245,000	-	-	-	245,000
IIC 2021 - BERWYN ACCESS TO TRANSIT STREETScape IMPROVEMENT (BERWYN)	11	Modernization	Berwyn	1.8	Streetscape improvements. Location: 26th St from Harlem Ave to Lombard Ave; Ridgeland Ave from 26th St to 31st St.	-	44,400	-	-	-	44,400
IIC 2021 - CICERO AVENUE GRADE CROSSING (CICERO)	11	Modernization	Cicero	0	Grade crossing and pedestrian safety enhancements. Location: at Cicero Ave and CTA Pink Line.	-	200,775	-	-	-	200,775

COOK COUNTY DEPARTMENT OF TRANSPORTATION AND HIGHWAYS FY2025 CAPITAL PROJECTS

Project Name	Commissioner District	Primary Work Type	Municipality	Miles	Scope of Work	Funded by Township Funds	Funded by MFT (DOT Only)	Funded by State Grant	Funded by Federal Grant	Funded by Local Reimbursements (DOT Only)	Total FY2025 Project Budget
IIC 2021 - DEVON AVENUE (ITASCA)	11	Modernization	Itasca	0.4	Intersection improvements with traffic signal modernization, ADA-compliant pedestrian upgrades and construction of a new multi-use path. Location: at Park Blvd and Pierce Rd.	-	300,000	-	-	-	300,000
IIC 2021 - HARMS ROAD/SKOKIE BOULEVARD BIKE PATH CONNECTOR (SKOKIE)	11	Expansion	Skokie	0.14	Construction of local segments and connections to the North Branch Trail. Location: Old Orchard Road between Harms Rd and Woods Dr.	-	225,000	-	-	-	225,000
IIC 2021 - INDUSTRIAL PEDESTRIAN CONNECTOR (BERKELEY)	11	Modernization	Berkeley	0.55	Reconstructions and extensions of municipal sidewalks. Location: Charles Rd/Wolf Rd to McDermott Dr/Morris Ave.	-	25,000	-	-	-	25,000
IIC 2021 - JOLIET ROAD SHARED USE PATH (COUNTRYSIDE)	11	Expansion	Countryside	2.3	Phase I engineering for a new multi-use path. Location: Wolf Rd to East Ave.	-	55,000	-	-	-	55,000
IIC 2021 - LAKE COOK ROAD (BUFFALO GROVE)	11	Modernization	Buffalo Grove, Arlington Heights	1	Roadway resurfacing with intersection, drainage, and multi-modal improvements. Location: Arlington Heights Rd to Raupp Blvd.	-	250,000	-	-	-	250,000
IIC 2021 - MILWAUKEE AVENUE SIGNAL IMPROVEMENTS (GLENVIEW)	11	Modernization	Glenview	0	Construct pedestrian signal improvements at Milwaukee Ave and Zenith Dr Intersection. Location: at Zenith Dr.	-	71,000	-	-	-	71,000
IIC 2021 - MONTROSE AVENUE (NORRIDGE)	11	Modernization	Norridge	0	Planning to study improvements to traffic signal at Montrose Ave and Oriole Ave. Location: at Oriole Ave.	-	37,500	-	-	-	37,500
IIC 2021 - NORTH AVENUE (MELROSE PARK)	11	Modernization	Melrose Park	0	Intersection improvements at Illinois Route 64 (North Ave) and George St. Location: at George St.	-	566,000	-	-	-	566,000
IIC 2021 - NORTH AVENUE (NORTHLAKE)	11	Modernization	Northlake	NA	ROW acquisition costs for the City's intersection improvements. Location: North Avenue & Railroad Ave.	-	70,000	-	-	-	70,000
IIC 2021 - PACE PULSE 95TH STREET LINE (PACE)	11	Modernization	Bridgeview, Chicago, Chicago Ridge, Evergreen Park, Hickory Hills, Oak Lawn, Palos Hills	12.8	Pace PULSE 95th Street route. Location: CTA Red Line 95th/Dan Ryan Station to Moraine Valley College.	-	500,000	-	-	-	500,000
IIC 2021 - PRATT AVENUE PEDESTRIAN BRIDGE (LINCOLNWOOD)	11	Expansion	Lincolnwood	0	Construction of a pedestrian bridge over the North Shore Channel. Location: over North Shore Channel.	-	70,000	-	-	-	70,000
IIC 2021 - PULASKI ROAD (COUNTRY CLUB HILLS)	11	Expansion	Country Club Hills	0.8	Install new sidewalk along the east side of Pulaski Road. Location: 166th St to 175th St.	-	744,000	-	-	-	744,000
IIC 2021 - RIDGELAND AVENUE (PALOS HEIGHTS)	11	Expansion	Palos Heights	0.1	Installation of new pedestrian signals & sidewalk. Location: IL Route 83/College Rd to Cal-Sag Bridge.	-	60,000	-	-	-	60,000
IIC 2021 - SAUK TRAIL AND TORRENCE AVENUE PEDESTRIAN IMPROVEMENTS (SAUK VILLAGE)	11	Expansion	Sauk Village	2.1	Phase I engineering for construction of sidewalks and crossing safety improvements. Location: at Sauk Trail and Torrence Ave from the South and West of I-394 to the North and East to US Rt. 30.	-	75,000	-	-	-	75,000
IIC 2021 - SIDEWALK IMPROVEMENTS (OAK FOREST)	11	Modernization	Oak Forest	0.85	Installation of 0.85 miles of new sidewalk and pedestrian crossings along four streets in the City, including streetscape improvements. Location: Various Locations	-	59,500	-	-	-	59,500
IIC 2021 - WORTH SIDEWALK IMPROVEMENTS (WORTH)	11	Expansion	Worth	0.8	Construction of new sidewalk and multi-use path. Location: Harlem Ave to Metra's Southwest Station in Palos Heights.	-	500,000	-	-	-	500,000
IIC 2022 - 154TH STREET IMPROVEMENTS (HARVEY)	11	Modernization	Harvey	0.91	Pavement rehabilitation with pedestrian safety and drainage improvements. Location: Wood St to Broadway Ave.	-	125,000	-	-	-	125,000
IIC 2022 - 26TH STREET MULTI-USE PATH (PARK FOREST)	11	Modernization	Park Forest	0.9	Construction of a new multi-use path. Location: Forest Boulevard to Allegheny St.	-	50,000	-	-	-	50,000
IIC 2022 - CAL-SAG BIKE AND WALKING PATH EXTENSION (PALOS HILLS)	6, 17	Expansion	Palos Hills	1.5	Phase II engineering, Phase III construction and engineering for new 1.5 mile path connecting the Cal-Sag Trail System to Moraine Valley Community College. Location: Cal-Sag Trail from 111th St & 86th Ave to Southwest Highway.	-	421,489	-	-	-	421,489
IIC 2022 - CAL-SAG MULTI-USE GREENWAY (ALSIP PARK DISTRICT)	5	Expansion	Alsip	1.75	Phase II engineering for a new segment of multi-use trail. Location: Cicero Ave to Pulaski Rd.	-	56,000	-	-	-	56,000
IIC 2022 - CAMP McDONALD ROAD SIDEWALK (PROSPECT HEIGHTS)	9, 14	Expansion	Prospect Heights	1	Sidewalk installation. Location: Wheeling Rd to Wolf Rd.	-	43,972	-	-	-	43,972
IIC 2022 - CHICAGO AVENUE ROAD (LANSING)	4	Modernization	Lansing	0.5	Roadway reconstruction with new sidewalk and replaced drainage structures. Location: Pennsy Greenway Path/ 170th Street to Lansing "Old Timers" Sports Complex.	-	400,000	-	-	-	400,000
IIC 2022 - CHURCH STREET (HANOVER PARK)	15	Expansion	Hanover Park	0.25	Construction of pedestrian and bicycle improvements along Church and Walnut Avenues. Location: Maple Ave to Walnut Ave.	-	100,000	-	-	-	100,000
IIC 2022 - EAST LAKE/WEST LAKE AVENUE & PFINGSTEN ROAD INTERSECTION IMPROVEMENTS	14	Modernization	Glenview	0.06	Replacement of traffic signal and additional right turn lane. Location: East Lake Ave to West Lake Ave.	-	56,250	-	-	-	56,250
IIC 2022 - GANNON DRIVE BICYCLE AND ROADWAY IMPROVEMENTS (HOFFMAN ESTATES)	15	Modernization	Hoffman Estates	0.24	Roadway resurfacing with bike accommodation improvements. Location: Golf Rd to Higgins Rd.	-	25,000	-	-	-	25,000

COOK COUNTY DEPARTMENT OF TRANSPORTATION AND HIGHWAYS FY2025 CAPITAL PROJECTS

Project Name	Commissioner District	Primary Work Type	Municipality	Miles	Scope of Work	Funded by Township Funds	Funded by MFT (DOT Only)	Funded by State Grant	Funded by Federal Grant	Funded by Local Reimbursements (DOT Only)	Total FY2025 Project Budget
IIC 2022 - HIGGINS RD (IL-72) (SCHAUMBURG)	15	Modernization	Schaumburg	0	Installation of pedestrian countdown signals, ADA ramps and crosswalk pavement marking. Location: at National Pkwy.	-	100,000	-	-	-	100,000
IIC 2022 - MCGINNIS SLOUGH SHARED USE PATH (ORLAND PARK)	17	Modernization	Orland Park	0.5	Construction of a new multi-use path. Location: LaGrange Rd to Wolf Rd.	-	148,000	-	-	-	148,000
IIC 2022 - MULTI-USE PATH EXTENSION (TINLEY PARK)	6, 17	Expansion	Tinley Park	0	Construction of multi-use path extension. Location: 84th Ave and 179th St.	-	22,050	-	-	-	22,050
IIC 2022 - OAKTON STREET CORRIDOR IMPROVEMENTS (EVANSTON)	13	Preservation	Evanston	0.4	Roadway reconstruction. Location: Maple Ave to Hinman Ave.	-	500,000	-	-	-	500,000
IIC 2022 - PALATINE ROAD (PALATINE)	14	Modernization	Palatine	0.7	ROW acquisition for improvements to Palatine Road with the installation of a bidirectional turn lane and construction of a multi-use path. Location: Quentin Rd to Smith St.	-	253,000	-	-	-	253,000
IIC 2022 - PRAIRIE AVENUE IMPROVEMENTS (BARRINGTON)	15	Expansion	Barrington	0.1	ADA compliant sidewalk improvements. Location: Hillside Ave to South St.	-	69,448	-	-	-	69,448
IIC 2022 - PRAIRIE PATH LIGHTING AND SAFETY IMPROVEMENTS (MAYWOOD)	1	Modernization	Maywood	1.06	Pedestrian lighting and enhanced crosswalks with ADA upgrades. Location: Illinois Prairie Path from 21st Ave to 5th Ave.	-	40,250	-	-	-	40,250
IIC 2022 - PRESERVATION PATH IMPROVEMENTS (MATTESON)	6	Preservation	Matteson	0	Repair a portion of existing multi use Preservation Path. Location: Old Plank Trail to Kostner Ave.	-	120,000	-	-	-	120,000
IIC 2022 - ROOSEVELT ROAD STREETSCAPE (BROADVIEW)	1	Modernization	Broadview	0.5	Enhancements to the sidewalk environment, intersections, bike parking, and bus stops. Location: 9th Ave to 17th Ave.	-	60,000	-	-	-	60,000
IIC 2022 - SANDERS ROAD (NORTHFIELD TOWNSHIP)	14	Expansion	Unincorporated Cook County	0.1	Sidewalk extension. Location: Mission Hills Dr to Oak Ave.	-	175,000	-	-	-	175,000
IIC 2022 - SHERMER ROAD SIDEPATH (NORTHBROOK)	14	Expansion	Northbrook	1.5	Construction of a new multi-use path. Location: Willow Rd to Walters Ave.	-	62,500	-	-	-	62,500
IIC 2022 - US 30 LINCOLN HIGHWAY (FORD HEIGHTS)	6	Modernization	Ford Heights	NA	Improve pedestrian mobility and improved transit. Location: Cottage Grove Ave to Torrance Ave.	-	112,500	-	-	-	112,500
IIC 2022 - WESTERN AVENUE PEDESTRIAN IMPROVEMENTS (BLUE ISLAND)	5	Preservation	Blue Island	0.56	Replacing deteriorated sidewalks and installing ADA compliant ramps and crosswalks; install bicycle racks; plant new street trees in infiltration basins. Location: Grove St to 127th St.	-	191,746	-	-	-	191,746
IIC 2023 - 16TH STREET TRAFFIC IMPROVEMENTS (BERWYN)	16	Modernization	Berwyn	1.28	Improve roadway and pedestrian infrastructure along 16th street, including improved crosswalks, roadway resurfacing, and flooding control. Location: Harlem Ave to Lombard Ave.	-	84,000	-	-	-	84,000
IIC 2023 - 172ND STREET MULTI-USE PATH (EAST HAZEL CREST)	6	Modernization	East Hazel Crest	0.75	engineering for a .75 mile long paved path. Location: Ashland Ave to Lathrop.	-	90,000	-	-	-	90,000
IIC 2023 - ADA RAMP ACCESSIBILITY IMPROVEMENTS (CHICAGO RIDGE)	6, 17	Modernization	Chicago Ridge	0	ADA Curb Ramp improvements throughout the Village. Location: Various Locations.	-	135,000	-	-	-	135,000
IIC 2023 - ADA SIDEWALK IMPROVEMENTS (RIVER FOREST)	9	Modernization	River Forest	0	IIC grant to upgrade several sidewalks and crosswalks throughout the Village to ensure ADA compliance and safe pedestrian passage. Location: Various Locations	-	50,000	-	-	-	50,000
IIC 2023 - BIKE AND PEDESTRIAN FACILITY PLAN (HANOVER PARK)	15	Modernization	Hanover Park	0	planning study with the goal of improving pedestrian and bicycle access throughout the village. Location: Villagewide	-	25,000	-	-	-	25,000
IIC 2023 - BP SHARED USE PIPELINE (COUNTRY CLUB HILLS)	5	Expansion	Country Club Hills	2	Plan to construct a new multi-use path within unused BP Pipelines (North America) Inc. rightof- way from Flossmoor Road to 175th Street, terminating at Community Park. Location: Flossmoor Rd to 175th St.	-	100,000	-	-	-	100,000
IIC 2023 - BROADWAY AVENUE (HARVEY)	5	Modernization	Harvey	0.99	IIC award to support pedestrian and bicycle infrastructure will be implemented, including construction of a new pedestrian plaza and ADA-compliant sidewalk and intersection improvements. Location: 147th St to Park Ave.	-	80,000	-	-	-	80,000
IIC 2023 - CENTRAL STREET BRIDGE REPLACEMENT (GLENVIEW PARK DISTRICT)	14	Modernization	Glenview	0	IIC grant for the replacement of the Central Street Pedestrian Bridge. Location: Raleigh Rd to Central Pkwy (over the West Fork of the North Branch of the Chicago River).	-	225,500	-	-	-	225,500
IIC 2023 - CHICAGOLAND MOBILITY HUBS FRAMEWORK STUDY	Countywide	NA	Countywide	0	Assess potential types and locations for mobility hubs in the 6-county area, and develop pre-Phase I concepts for select locations in Cook County. Location: Cook and collar counties	-	87,500	-	-	87,500	175,000
IIC 2023 - CONGRESS PARK METRA STATION ACCESS (BROOKFIELD)	16	Modernization	Brookfield	0	IIC grant to improve multimodal connections to the Congress Park Metra Station. Location: BNSF Railway and Sweetener Supply Campus to the Intersection of Morton Avenue and Southview Avenue.	-	104,423	-	-	-	104,423
IIC 2023 - CTA BETTER STREETS FOR BUSES STUDY	Countywide	NA	Chicago	0	The study will identify and recommend opportunities to improve bus service along key corridors in Chicago. Location: Countywide	-	275,000	-	-	-	275,000

COOK COUNTY DEPARTMENT OF TRANSPORTATION AND HIGHWAYS FY2025 CAPITAL PROJECTS

Project Name	Commissioner District	Primary Work Type	Municipality	Miles	Scope of Work	Funded by Township Funds	Funded by MFT (DOT Only)	Funded by State Grant	Funded by Federal Grant	Funded by Local Reimbursements (DOT Only)	Total FY2025 Project Budget
IIC 2023 - DEVON AVENUE MULTI-USE PATH (DES PLAINES)	9, 17	Expansion	Des Plaines	0.54	IIC award a multi-use bicycle/pedestrian bike path as well as ADA compliant crosswalks and pedestrian signal upgrades at all key crossings. Location: Stillwell Dr to Des Plaines River Rd.	-	50,000	-	-	-	50,000
IIC 2023 - ELMHURST ROAD SIDEWALK (PROSPECT HEIGHTS)	9, 14	Modernization	Prospect Heights	0.5	IIC grant to install sidewalks on the east side of Camp McDonald Road, from Hintz Road to 1113 Elmhurst Road and from 1117 Elmhurst Road to Forums Court. Location: Forums Court to Hintz Rd.	-	65,600	-	-	-	65,600
IIC 2023 - FLOSSMOOR CBD (FLOSSMOOR)	5, 6	Modernization	Flossmoor	0	IIC grant for improvements to the roadway and pedestrian networks as well as streetscape elements. Location: Village of Flossmoor.	-	25,000	-	-	-	25,000
IIC 2023 - GILBERT AVENUE IMPROVEMENTS (WESTERN SPRINGS)	17	Modernization	Western Springs	1	IIC award for roadway resurfacing and ADA sidewalk improvements to 72 sidewalk ramps along Gilbert Avenue from Ogden Avenue to 47th Street. Location: 47th St to Ogden Ave.	-	55,000	-	-	-	55,000
IIC 2023 - HARRY ROGOWSKI DRIVE RESURFACING (MERRIONETTE PARK)	5	Modernization	Merrionette Park	0.3	Roadway resurfacing & rehabilitation. Location: Park Ln to Meadow Ln.	-	150,000	-	-	-	150,000
IIC 2023 - IL ROUTE 59 BIKE/PED OVERPASS (STREAMWOOD)	15	Expansion	Streamwood	0	Construction of Bike/Ped Bridge over Illinois Route 59 (Sutton Road). Location: over Sutton Road (I-59).	-	250,000	-	-	-	250,000
IIC 2023 - MAYWOOD DRIVE RECONSTRUCTION (BELLWOOD)	1	Modernization	Bellwood	0.23	IIC grant to support roadway reconstruction. Location: 25th Ave to Bellwood corporate limit.	-	325,955	-	-	-	325,955
IIC 2023 - NORTH SHORE CHANNEL TRAIL FEASIBILITY STUDY (WILMETTE PARK DISTRICT)	13	Expansion	Wilmette, Evanston	0	The study will identify a preferred off-street trail location, cost estimate, and implementation strategy. Location: Green Bay Road and Noyes to Sheridan Road and Lake Michigan.	-	20,000	-	-	-	20,000
IIC 2023 - NORTH SIDE WALKWAY ADA IMPROVEMENTS (JUSTICE)	6, 17	Modernization	Justice	NA	ADA compliant sidewalk improvements. Location: 71st St and Frontage Rd (north-south); Archer Rd between Garden Ln and 86th Ave (west-east).	-	88,882	-	-	-	88,882
IIC 2023 - PACE PULSE HALSTED LINE DESIGN ENGINEERING	4, 5	Expansion	Chicago, Oakmoor, Harvey, Riverdale	8.5	Design engineering work for Pace Pulse Halsted Line bus stations and associated infrastructure improvements, including 60 percent preliminary and 100 percent final stages. Location: Halsted Street (Harvey TC to 95th St), and 95th Street (Halsted to CTA Red Line).	-	500,000	-	-	-	500,000
IIC 2023 - RIDGELAND AVENUE PATH IMPROVEMENTS (WORTH)	17	Expansion	Worth	0.4	An engineering study to evaluate alternative routes to connect an existing trail along the north side of the Cal- Sag Channel to future pedestrian and bicycle improvements. Location: Cal-Sag Channel to Home Ave.	-	42,500	-	-	-	42,500
IIC 2023 - ROADWAY AND ADA IMPROVEMENTS (HAZEL CREST)	5	Modernization	Hazel Crest	0	Resurfacing of deteriorated pavement and ADA compliant sidewalk installation. Location: Various Locations	-	135,000	-	-	-	135,000
IIC 2023 - ROADWAY AND ADA IMPROVEMENTS (MARKHAM)	5	Modernization	Markham	NA	IIC award for roadway resurfacing and installing ADA compliant pedestrian facilities within the City. Location: Various Locations	-	260,000	-	-	-	260,000
IIC 2023 - SHAWMUT AND BRAINARD RESURFACING (LA GRANGE)	17	Modernization	La Grange	1	IIC award for roadway resurfacing, improve sewer infrastructure in two areas of La Grange with ADA compliant sidewalk improvements and gap filling. Location: 47th St to Kemman Ave.	-	125,000	-	-	-	125,000
IIC 2023 - SHERMER ROAD SIDEPATH (NILES)	13	Modernization	Niles	0.71	IIC award to install a new multi-use path in the Village of Niles. Location: US 14 Dempster St to IL 43 Waukegan Rd.	-	132,500	-	-	-	132,500
IIC 2023 - SOUTH STREET SIDEWALK IMPROVEMENTS (BARRINGTON)	15	Modernization	Barrington	0.14	IIC Award for construction funds to improve sidewalk connectivity on a heavily utilized pedestrian thoroughfare that residents to nearby schools. Location: Summit St to Prairie Ave.	-	42,542	-	-	-	42,542
IIC 2023 - STATE STREET IMPROVEMENTS (CALUMET CITY)	4	Modernization	Calumet City	2.65	IIC grant for the modernization and reconstruction of Dolton Road/State Street. Location: Alive Ave / Burnham Greenway to State Line Road.	-	100,000	-	-	-	100,000
IIC 2023 - TAFT AVENUE IMPROVEMENTS (BERKELEY)	17	Expansion	Berkeley	1.38	Joint project between the Village of Berkeley and Hillside to improve 1.38miles of roadway. Location: Butterfield Ave to Berkeley Metra Station.	-	187,500	-	-	-	187,500
IIC 2023 - TOWNSHIP ROADWAY SAFETY MARKINGS (WHEELING TOWNSHIP)	9	Modernization	Wheeling	0.49	IIC grant for pavement markings, signs, and reflectors to be implemented on township jurisdiction roadways. Location: Lee Street, Gregory Ave to Kensington Rd.	-	25,000	-	-	-	25,000
IIC 2023 - VARIOUS ROADS (BARRINGTON TOWNSHIP)	15	Preservation	Unincorporated Cook County	0	Township roadway resurfacing. Location: Various Locations	-	150,000	-	-	-	150,000
IIC 2023 - VILLAGE PEDESTRIAN STUDY (ALSIP)	5, 6, 11, 17	Modernization	Alsip	0	IIC award for a pedestrian planning study with the goal of modernizing the Village's existing bike and pedestrian network. Location: Villagewide	-	15,000	-	-	-	15,000
IIC 2023 - WHEELING ROAD REHABILITATION (WHEELING)	14	Preservation	Wheeling	2.1	IIC grant for design engineering to perform roadway reconstruction and resurfacing, pedestrian and traffic safety improvements. Location: Palatine Rd to Dundee Rd.	-	87,500	-	-	-	87,500

COOK COUNTY DEPARTMENT OF TRANSPORTATION AND HIGHWAYS FY2025 CAPITAL PROJECTS

Project Name	Commissioner District	Primary Work Type	Municipality	Miles	Scope of Work	Funded by Township Funds	Funded by MFT (DOT Only)	Funded by State Grant	Funded by Federal Grant	Funded by Local Reimbursements (DOT Only)	Total FY2025 Project Budget
IIC 2023 - WILMETTE AVENUE/OLENVIEW ROAD BICYCLE IMPROVEMENTS (WILMETTE)	14	Modernization	Wilmette	2.5	IIC grant to dedicate lanes for bicyclists to prioritize safety and reduce the risk of crashes & install pedestrian improvements. Location: Laramie Avenue to Ridge Road; Ridge Road: Isabella Street to Elmwood Avenue.	-	75,000	-	-	-	75,000
IIC 2023 - WOLF ROAD AT ADDISON INTERSECTION (FRANKLIN PARK)	17	Expansion	Franklin Park	0	IIC grant to engineer intersection improvements including signal modernization and lane widening. Location: Wolf Rd, Frontage Rd, Addison Ave.	-	62,500	-	-	-	62,500
INVEST IN COOK PROGRAM, 2025-2029	Countywide	Modernization	Countywide	NA	Annual Invest in Cook grant program. Location: Countywide	-	8,500,000	-	-	-	8,500,000
JOE ORR ROAD 02-B6736-01-EG	6	Expansion	Lynwood	2.03	Roadway reconstruction & widening with intersection and pedestrian improvements. Location: Torrence Ave to Burnham Ave.	-	637,297	-	-	-	637,297
JOE ORR ROAD PLUM GROVE WEST WETLANDS	6	Expansion	Lynwood	NA	Wetlands agreement for Joe Orr Road roadway reconstruction & widening. Location: Cook County Forest Preserve.	-	596,575	-	-	-	596,575
KEDZIE AVENUE 16-W4506-00-EG	5, 6	Modernization	Olympia Fields, Flossmoor, Hazel Crest, Homewood, and Markham	5	Roadway reconstruction and/or resurfacing with pedestrian and bicycle improvements. Location: Vollmer Rd to 159th St.	-	816,361	-	-	-	816,361
LAKE COOK ROAD 14-A5015-03-RP	14	Expansion	Buffalo Grove, Wheeling	3.08	Roadway reconstruction & widening with bridge, drainage, lighting, pedestrian, and signal improvements. Location: Raupp Blvd to Hastings Ln.	-	742,513	-	-	70,053	812,565
LAKE COOK ROAD 23-A5014-00-PV	14	Modernization	Buffalo Grove	0.96	Pavement patching and asphalt overlay with drainage, traffic signal, lighting and pedestrian improvements. Location: Arlington Heights Rd to Raupp Blvd.	-	695,961	-	-	-	695,961
LANDWEHR ROAD 22-W8043-00-PV	14	Preservation	Glenview	0.5	Roadway rehabilitation. Location: Lake Ave to Hampton Court.	-	350,000	-	-	-	350,000
LEHIGH AVENUE BRIDGE	14	Modernization	Glenview	0	Bridge removal and replacement. Location: over East Lake Avenue, extension (SN 016-3213).	-	5,535,600	-	-	842,400	6,378,000
LOWER DES PLAINES RIVER TRAIL PRELIMINARY ENGINEERING SUPPLEMENT	16	Expansion	Brookfield, Lyons, Riverside	NA	Supplemental funding for preliminary engineering for extension of Des Plaines River trail south from 26th Street. Location: 26th Street and 1st Avenue to Ogden Avenue and Gage Avenue.	-	150,000	-	-	-	150,000
MEACHAM ROAD BRIDGE	17	Modernization	Schaumburg, Elk Grove Village	0	Bridge removal and replacement. Location: over West Branch of Salt Creek (SN 016-5009).	-	5,268,762	-	-	-	5,268,762
METRA - 95TH STREET CHICAGO STATE UNIVERSITY STATION MODERNIZATION	4	Modernization	Chicago	NA	Station reconstruction. Location: 95th St and S Cottage Grove Ave.	-	1,666,667	-	-	-	1,666,667
MUNICIPAL MAINTENANCE PARTNERSHIP - CITY OF PALOS HEIGHTS	17	Preservation	Palos Heights	NA	Municipal maintenance partnership with local community, various. Location: City of Palos Heights.	-	227,866	-	-	-	227,866
MUNICIPAL MAINTENANCE PARTNERSHIP - VILLAGE OF ORLAND PARK	17	Preservation	Orland Park	NA	Municipal maintenance partnership with local community, various. Location: Village of Orland Park.	-	200,000	-	-	-	200,000
MUNICIPAL MAINTENANCE PARTNERSHIP - VILLAGE OF SCHAUMBURG	15	Preservation	Schaumburg	NA	Municipal maintenance partnership with local community, various. Location: Village of Schaumburg.	-	200,000	-	-	-	200,000
MUNICIPAL MAINTENANCE PARTNERSHIP - VILLAGE OF SKOKIE	13	Preservation	Skokie	NA	Municipal maintenance partnership with local community, various. Location: Village of Skokie.	-	200,000	-	-	-	200,000
MUNICIPAL PARTNERSHIP - 94TH AVENUE	17	Preservation	Tinley Park	1.45	Pavement resurfacing with ADA upgrades. Location: 183rd St to 171st St.	-	500,000	-	-	-	500,000
MUNICIPAL PARTNERSHIP - CARNEGIE STREET DRAINAGE	9	Modernization	Rolling Meadows	NA	Drainage Improvements. Location: Village of Rolling Meadows.	-	25,000	-	-	-	25,000
MUNICIPAL PARTNERSHIP - CLOVER LANE AND SHOE FACTORY	15	Preservation	Hoffman Estates	0.7	Resurfacing of roadway and a new shared use path. Location: Old Timber Land to Sunflower.	-	76,711	-	-	-	76,711
MUNICIPAL PARTNERSHIP - RIVER FOREST BIKE PATH	9	Preservation	River Forest	NA	Bike plan improvements and enhancements. Location: River Forest-Variou.	-	20,735	-	-	-	20,735
NORTHWEST COOK TRUCKING STUDY	9, 14, 15	Modernization	Elk Grove Village, Bensenville, Franklin Park, Schaumburg	NA	Trucking study of northwestern Cook County. Location: Northwest Cook County.	-	200,000	-	-	-	200,000
OLD ORCHARD ROAD 14-A8327-09-RP	13	Expansion	Skokie	0.28	New turn lanes, pavement widening, bridge widening, storm sewer installation, traffic signal and lighting improvements, sidewalk improvements. Location: Woods Dr to Skokie Blvd.	-	8,580,276	-	812,303	5,474,794	14,867,373
OLD PLANK ROAD TRAIL EXTENSION (SAUK VILLAGE)	6	Expansion	Chicago Heights, Ford Heights, Lynwood, Sauk Village	6.7	Phase I for an extension of the Old Plank Road Trail in south Cook County. Location: Campbell Ave & Hickory St, Chicago Heights, to Lincoln Hwy & Darren Dr, Lynwood.	-	200,000	-	300,000	-	500,000
OLYMPIAN WAY	5	Preservation	Olympia Fields	0	Perform deck repairs, remove and replace longitudinal joint. Location: over Butterfield Creek.	-	123,625	-	-	-	123,625
PARTNERSHIP - FOREST PRESERVES OF COOK COUNTY	Countywide	Preservation	Countywide	NA	Various capital improvements to shared use paths and access drives with adjacent parking within Forest Preserve holdings. Location: Countywide	-	7,505,088	-	-	-	7,505,088
PAVEMENT CRACK SEALING 24-PPCRS-01-PV	Countywide	Preservation	Countywide	NA	Countywide crack sealing program. Location: Various Locations	-	814,771	-	-	-	814,771
PAVEMENT MAINTENANCE 2021 SOUTH 23-8PVPS-00-GM	5, 6, 11, 17	Preservation	Various locations	15.9	Pavement preservation and rehabilitation. Location: Various Locations	-	407,000	-	-	-	407,000

COOK COUNTY DEPARTMENT OF TRANSPORTATION AND HIGHWAYS FY2025 CAPITAL PROJECTS

Project Name	Commissioner District	Primary Work Type	Municipality	Miles	Scope of Work	Funded by Township Funds	Funded by MFT (DOT Only)	Funded by State Grant	Funded by Federal Grant	Funded by Local Reimbursements (DOT Only)	Total FY2025 Project Budget
PAVEMENT MAINTENANCE 2023 NORTH 23-PVMTN-00-PV	14, 15, 17	Preservation	Schaumburg, Elk Grove Village, Hoffman Estates, Northfield, Glenview	5.17	Pavement preservation and rehabilitation. Location: Plum Grove Rd-Nerge Rd to Higgins Rd & Wagner Rd-Glenview Rd to Willow Rd.	-	7,486,769	-	-	-	7,486,769
PLAINFIELD ROAD 16-B3719-00-EG	17	Modernization	Burr Ridge, Western Springs, Indian Head Park, Countryside, LaGrange, McCook	3.5	Pavement reconstruction with drainage, traffic signal, and multimodal transportation improvements. Location: County Line Rd to East Ave.	-	500,000	-	-	-	500,000
PPRP 2021 NORTH	14, 15	Modernization	Arlington Heights, Schaumburg, Palatine, Elk Grove, Roselle	10.2	General pavement preservation and rehabilitation of various roadways with associated drainage and pedestrian improvements. Location: Various Locations	-	1,005,000	-	-	-	1,005,000
PRP 2022 NORTH	14, 15	Preservation	Northbrook, Northfield, Glenview, Elk Grove, Bartlett, Elgin	11.5	Pavement rehabilitation with associated traffic signal modernization, drainage, and ADA sidewalk improvements. Location: Various Locations	-	18,362,730	-	-	-	18,362,730
PRP 2022 SOUTH (A) 22-PRPS1-00-PV	4, 5, 6, 17	Modernization	Various locations	10.82	Pavement rehabilitation with associated traffic signal modernization, drainage, and ADA sidewalk improvements. Location: Various Locations	-	507,503	-	-	-	507,503
PRP NO 01 23-PRPN2-00-PV	9, 13, 14, 15	Preservation	Inverness, Skokie, Morton Grove, Hoffman Estates, Wheeling, Prospect Heights, Unincorporated	8.8	Pavement rehabilitation with associated traffic signal modernization, drainage, and ADA sidewalk improvements. Location: Various Locations	-	6,440,000	-	-	-	6,440,000
PRP NO 02	Countywide	Preservation	Various locations	0	Pavement rehabilitation with associated traffic signal modernization, drainage, and ADA sidewalk improvements. Location: Various Locations	-	4,000,000	-	-	-	4,000,000
PRP NO 03 24-A5012-00-PV	14, 15	Preservation	Barrington Hills, Barrington, Palatine, Buffalo Grove, Wheeling, Northbrook, Deerfield	11.5	Pavement patching on deteriorated sections of Lake Cook Road various locations. Location: Various Locations	-	1,901,525	-	-	-	1,901,525
PRP SO 01 22 PRPS2 00 PV	5, 6, 16, 17	Preservation	Orland Park, Flossmoor, Homewood, Glenwood, Sauk Village, Steger, Unincorporated, Forestview, Summit,	16	Pavement rehabilitation with associated traffic signal modernization, drainage, and ADA sidewalk improvements. Location: Various Locations	-	19,260,000	-	-	-	19,260,000
PRP SO 02	Countywide	Preservation	Various locations	0	Pavement rehabilitation with associated traffic signal modernization, drainage, and ADA sidewalk improvements. Location: Various Locations	-	4,000,000	-	-	-	4,000,000
PULASKI ROAD 16-W4312-00-EG	5	Modernization	Alsip, Crestwood, Robbins, Midlothian, Markham	4.03	Removal and replacement of bridge & pavement reconstruction with drainage, traffic signal modernization and multimodal transportation improvements. Location: 159th St to 127th St.	-	850,000	-	-	-	850,000
QUENTIN ROAD 00-V6256-09-RP	14	Modernization	Palatine, Deer Park	1	Roadway reconstruction with bridge replacement, drainage improvements and addition of a multi-use path. Location: Dundee Rd to Lake Cook Rd.	-	257,075	-	-	-	257,075
RIVERSIDE DRIVE IMPROVEMENT 21-CALCI-00-PV	4	Expansion	Calumet City	0.604	IGA cost participation for Calumet City EDA Grant; supporting construction of an industrial park. Location: Burnham Ave to Lincoln Ave.	-	591,133	-	-	-	591,133
ROBERTS ROAD 20-W3216-00-PV	6	Modernization	Palos Hills	0	Phases II-III & land acquisition for intersection improvements w/ a southbound right-turn lane. Location: at 111th St.	-	804,000	-	-	-	804,000
ROBERTS ROAD DRAINAGE IMPROVEMENTS	6	Preservation	Palos Hills	0.25	Pavement rehabilitation. Location: 103rd St from Roberts Rd to 78th St.	-	500,000	-	-	-	500,000
ROSELLE ROAD BRIDGE	15	Modernization	Roselle	0	Bridge deck removal and replacement. Location: OVER I-390 (SN 016-3213).	-	4,600,000	-	-	-	4,600,000
SAFE TRAVEL FOR ALL ROADMAP	Countywide	Modernization	Countywide	0	Cook County safety action plan for all road users. Location: Countywide	-	77,500	-	-	-	77,500
SANDERS ROAD 21-W2444-00-PV	14	Modernization	Glenview, Prospect Heights	1.9	Roadway reconstruction & widening with drainage improvements, traffic signal modernization and construction of multi-use path. Location: Milwaukee Ave to Techny Rd.	-	10,978,946	-	-	157,617	11,136,563
SAUK TRAIL 21-C1131-00-PV	6	Modernization	Unincorporated Cook County	1.3	Roadway & bridge reconstruction. Location: Ashland Ave to Western Ave.	-	1,150,000	-	-	-	1,150,000
SHOE FACTORY ROAD 06-A6202-01-EG	15	Modernization	Hoffman Estates	1.09	Roadway reconstruction & widening with traffic signal and other safety improvements. Location: Essex Dr to Beverly Rd.	-	778,017	-	-	-	778,017
SHOE FACTORY ROAD 16-A6202-00-PV	15	Modernization	Hoffman Estates	1.09	Reconstruction of Shoe Factory road to offer additional lanes and safer driving conditions. Location: Essex Dr to Beverly Rd.	-	14,391,045	-	-	3,682,612	18,073,657
SHOE FACTORY ROAD CULVERT	15	Preservation	Hoffman Estates	1	Removal of the north and south headwalls, wingwalls, toes walls, and footings of the double barrel box culvert, as well as guardrail improvements and other ancillary work. Location: over Poplar Creek.	-	611,200	-	-	-	611,200
TOUHY AVENUE 15-34117-01-RP	15, 17	Expansion	Chicago, Elk Grove, Des Plaines	2.85	Pavement reconstruction, grade separation, and roadway realignment with drainage & multimodal transportation improvements. Location: Elmhurst Rd to Mount Prospect Rd.	-	30,153,620	-	10,421,700	12,049,948	52,625,269
TOWNSHIP EXPENDITURES	Countywide	Preservation	Countywide	NA	Various township Improvements. Location: Countywide	7,103,992	-	-	-	-	7,103,992
TRAFFIC SIGNAL MODERNIZATION/REPLACEMENT PROGRAM (TSMRP) #1 (CURRENT) 23-TSMRP-00-TL	6, 9, 11, 14, 15, 16, 17	Modernization	Various locations	NA	Various traffic signal replacement and modernization improvements. Location: Countywide	-	2,761,597	-	-	19,000	2,780,597
TRAFFIC SIGNAL REPLACEMENT (HSIP) - 171ST STREET	17	Modernization	Tinley Park	NA	Traffic signal removal and replacement with ADA-compliant ramp upgrades. Location: at 80th Ave	-	135,000	-	-	-	135,000

COOK COUNTY DEPARTMENT OF TRANSPORTATION AND HIGHWAYS FY2025 CAPITAL PROJECTS

Project Name	Commissioner District	Primary Work Type	Municipality	Miles	Scope of Work	Funded by Township Funds	Funded by MFT (DOT Only)	Funded by State Grant	Funded by Federal Grant	Funded by Local Reimbursements (DOT Only)	Total FY2025 Project Budget
TRAFFIC SIGNAL REPLACEMENT (HSIP) - PACKAGE #1 23-HSIP1-00-TL	5, 6	Modernization	Hazel Crest, Robbins, Bremen Township	NA	Traffic signal replacement, traffic rechannelization, pavement widening, lighting, signage & marking improvements. Location: Ridgeland Ave at 143rd St, Kedzie Ave at 139th St, Kedzie Ave at 175th St.	-	3,865,230	-	982,962	-	4,848,192
TRAFFIC SIGNAL REPLACEMENT (HSIP) - PACKAGE #2	6, 14, 15, 17	Modernization	Roselle, Schaumburg, Matteson, Palatine, Palos Hills	NA	Traffic signal replacement, traffic rechannelization, pavement widening, lighting, signage & marking improvements. Location: Lake Cook at Old Hicks, Roselle at Hartford, Vollmer at Ridgeland, Plum Grove at Nerge, Roberts at 103rd.	-	1,463,050	-	1,084,365	-	2,547,415
VARIOUS BRIDGE & STRUCTURES PROJECT MANAGEMENT	Countywide	Preservation	Countywide	NA	Various Phase II design engineering structures management and inspection services. Location: Countywide	-	666,666	-	-	-	666,666
VARIOUS CONSTRUCTION MANAGEMENT SERVICES #2 20-CMSVV-00-PV	Countywide	Modernization	Countywide	NA	Various professional engineering and construction inspection services. Location: Countywide	-	132,000	-	-	-	132,000
VARIOUS CONSTRUCTION MANAGEMENT SERVICES #3 20-CMSVV-01-PV	Countywide	Modernization	Countywide	NA	Various professional engineering and construction inspection services. Location: Countywide	-	750,000	-	-	-	750,000
VARIOUS CONSTRUCTION MANAGEMENT SERVICES #4 23-CMSVV-02-PV	Countywide	Modernization	Countywide	NA	Various professional engineering and construction inspection services. Location: Countywide	-	2,000,000	-	-	-	2,000,000
VARIOUS CONSTRUCTION MANAGEMENT SERVICES #5 23-CMSVV-03-PV	Countywide	Modernization	Countywide	NA	Various professional engineering and construction inspection services. Location: Countywide	-	2,000,000	-	-	-	2,000,000
VARIOUS CONSTRUCTION MANAGEMENT SERVICES #6	Countywide	Modernization	Countywide	NA	Various professional engineering and construction inspection services. Location: Countywide	-	2,000,000	-	-	-	2,000,000
VARIOUS CONSTRUCTION MANAGEMENT SERVICES #7	Countywide	Modernization	Countywide	NA	Various professional engineering and construction inspection services. Location: Countywide	-	2,000,000	-	-	-	2,000,000
VARIOUS CONSTRUCTION MANAGEMENT SERVICES PPR #1 20-CMPPN-00-PV	Countywide	Modernization	Countywide	NA	Various professional engineering and construction inspection services for pavement rehabilitation projects. Location: Countywide	-	332,580	-	-	-	332,580
VARIOUS CONSTRUCTION MANAGEMENT SERVICES PPR #2 20-CMPPS-00-PV	Countywide	Modernization	Countywide	NA	Various professional engineering and construction inspection services for pavement rehabilitation projects. Location: Countywide	-	770,000	-	-	-	770,000
VARIOUS CREATE PROJECT IMPLEMENTATION SERVICES	Countywide	NA	Countywide	NA	Carry out supporting services for CREATE, including engineering, public involvement, and program management. Location: Countywide	-	500,000	-	-	-	500,000
VARIOUS DESIGN ENG SERVICES #1 21-8DESV-00-EG	Countywide	Modernization	Countywide	NA	Various Phase II design engineering services. Location: Countywide	-	2,150,000	-	-	-	2,150,000
VARIOUS DESIGN ENG SERVICES #2 21-8DESV-01-EG	Countywide	Preservation	Countywide	NA	Various Phase II design engineering services. Location: Countywide	-	1,388,804	-	-	-	1,388,804
VARIOUS DESIGN ENG SERVICES #3 21-8DESV-02-EG	Countywide	Preservation	Countywide	NA	Various Phase II design engineering services. Location: Countywide	-	2,250,000	-	-	-	2,250,000
VARIOUS DESIGN ENG SERVICES #4 21-8DESV-03-EG	Countywide	Modernization	Countywide	NA	Various Phase II design engineering services. Location: Countywide	-	2,100,000	-	-	-	2,100,000
VARIOUS DRAINAGE ENG SERVICES #1 19-6VDES-00-EG	Countywide	Modernization	Countywide	NA	Various drainage engineering services. Location: Countywide	-	300,000	-	-	-	300,000
VARIOUS GEOTECHNICAL ENGINEERING SERVICES	Countywide	Modernization	Countywide	NA	Various geotechnical services and reports. Location: Countywide	-	200,000	-	-	-	200,000
VARIOUS MATERIAL TESTING SERVICES #2 23-8TEST-01-EG	Countywide	Modernization	Countywide	NA	Quality control/quality assurance and material testing services and inspections. Location: Countywide	-	833,333	-	-	-	833,333
VARIOUS PLANNING SERVICES #1 21-8PLAN-00-ES	Countywide	Expansion	Countywide	NA	Various planning & feasibility study consultant services. Location: Countywide	-	1,728,776	-	-	-	1,728,776
VARIOUS PLANNING SERVICES #2 21-8PLAN-01-ES	Countywide	Expansion	Countywide	NA	Various planning & feasibility study consultant services. Location: Countywide	-	1,342,608	-	-	-	1,342,608
VARIOUS PRELIMINARY AND DESIGN ENG. SERVICES FOR PAVEMENT REHAB PROJECTS 23-PEDES-00-EG	Countywide	Preservation	Countywide	NA	Various preliminary engineering & design services for pavement preservation and rehabilitation projects. Location: Countywide	-	1,500,000	-	-	-	1,500,000
VARIOUS PRELIMINARY ENG SERVICES #1 18-6PESV-00-ES	Countywide	Modernization	Countywide	NA	Various Phase I preliminary engineering services. Location: Countywide	-	2,300,000	-	-	-	2,300,000
VARIOUS PRELIMINARY ENG SERVICES #2 18-6PESV-01-ES	Countywide	Modernization	Countywide	NA	Various Phase I preliminary engineering services. Location: Countywide	-	1,900,000	-	-	-	1,900,000

COOK COUNTY DEPARTMENT OF TRANSPORTATION AND HIGHWAYS FY2025 CAPITAL PROJECTS

Project Name	Commissioner District	Primary Work Type	Municipality	Miles	Scope of Work	Funded by Township Funds	Funded by MFT (DOT Only)	Funded by State Grant	Funded by Federal Grant	Funded by Local Reimbursements (DOT Only)	Total FY2025 Project Budget
VARIOUS PRELIMINARY ENG SERVICES #3 18-6PESV-02-ES	Countywide	Modernization	Countywide	NA	Various Phase I preliminary engineering services. Location: Countywide	-	2,300,000	-	-	-	2,300,000
VARIOUS SYSTEMWIDE ROADWAY PAVEMENT ASSET MANAGEMENT SERVICES	Countywide	Modernization	Countywide	NA	Various engineering tasks necessary for implementation and updating of asset management systems. Location: Countywide	-	300,000	-	-	-	300,000
VARIOUS TRAFFIC ENG SERVICES #1 19-TCIDS-00-ES	Countywide	Modernization	Countywide	NA	Various crash data, speed studies, traffic counts, signal warrants, geometrics, permit & project review services. Location: Countywide	-	600,000	-	-	-	600,000
VARIOUS TRAFFIC ENG SERVICES #2 (FUTURE YRS)	Countywide	Modernization	Countywide	NA	Various crash data, speed studies, traffic counts, signal warrants, geometrics, permit & project review services. Location: Countywide	-	300,000	-	-	-	300,000
VARIOUS TRAFFIC SIGNAL SYSTEMS AND ELECTRICAL DESIGN SERVICES (TSSEDS) 20-8TSDS-00-ES	Countywide	Modernization	Countywide	NA	Traffic signal and roadway lighting design, signal system monitoring and centralized system analysis. Location: Countywide	-	600,000	-	-	-	600,000
ARPA - Stormwater Management	Countywide	Modernization	Countywide	NA	Land improvements associated with stormwater management projects delivered under ARPA Initiative.	-	75,532	-	-	-	75,532
VOLLMER ROAD 14-86630-03-ES	5	Modernization	Olympia Fields, Flossmoor	1	Roadway reconstruction including railroad viaduct improvements. Location: Kedzie Ave to Western Ave.	-	750,000	-	-	-	750,000
WEST COOK RAIL SAFETY IMPROVEMENT PROJECT	16	Modernization	Berwyn, Riverside, Brookfield, LaGrange	0	Add safety improvements along BNSF rail crossings. Location: Berwyn to LaGrange.	-	361,000	-	2,752,000	-	3,113,000
WESTERN AVENUE GRADE SEPARATIONS 21-IICFR-02-ES	5	Expansion	Blue Island, Dixmoor, Posen	NA	Study to evaluate alternatives for three at-grade rail crossings with the IHB and CSX railroads along Western Ave. Location: I-57 to Cal-Sag Channel.	-	500,000	-	-	-	500,000
WILLOW ROAD	14	Modernization	Prospect Heights	0	Bridge reconstruction with road profile raising and culvert replacement. Location: over Hillcrest Lake.	-	2,100,000	-	-	-	2,100,000
WOLF ROAD 20-W2221-00-EG	17	Modernization	Indian Head Park, Burr Ridge	2.28	Roadway reconstruction with drainage improvements, traffic signal modernization and new multi-use path. Location: 79th St to Plainfield Ave.	-	900,000	-	-	-	900,000

	Total Funded by Township Funds	Total Funded by MFT (DOT Only)	Total Funded by State Grants	Total Funded by Federal Grant	Total Funded by Local Reimbursements (DOT Only)	Total - FY2025
Total - FY2025 Capitalizable Projects	\$0	\$211,334,254	\$2,218,207	\$6,758,929	\$2,609,421	\$222,920,810
Total - FY2025 Non-Capitalizable Projects	\$7,103,992	\$162,057,116	\$249,124	\$41,609,815	\$40,089,281	\$251,109,328
Total Funded by Debt Proceeds	Funded by Township Funds	Total Funded by MFT (DOT Only)	Total Funded by State Grants	Total Funded by Federal Grants	Total Funded by Local Reimbursements (DOT Only)	Total - All FY2025 Projects
	\$7,103,992	\$373,391,369	\$2,467,331	\$48,368,744	\$42,698,701	\$474,030,138

COOK COUNTY DEPARTMENT OF TRANSPORTATION AND HIGHWAYS FY2025-FY2029 CAPITAL PROJECTS

	Project Name	Primary Work Type	FY2025	FY2026	FY2027	FY2028	FY2029	Est. Total Cost	County Funding	Outside Funding
Project Tasks	104TH AVENUE 22-W2509-00-BT	Modernization	-	-	-	-	-	-	-	-
Construction			151,048	-	-	-	-	151,048	151,048	0
Total Project Cost			\$151,048	-	-	-	-	\$151,048	\$151,048	\$0
Project Tasks	108TH AVENUE 13-W7509-02-FP	Modernization	-	-	-	-	-	-	-	-
Design Engineering			750,000	250,000	-	-	-	1,000,000	1,000,000	-
Right-of-Way			620,000	-	-	-	-	620,000	620,000	-
Construction			-	-	3,729,373	11,188,123	-	14,917,497	14,917,497	-
Total Project Cost			\$1,370,000	\$250,000	\$3,729,373	\$11,188,123	-	\$16,537,497	\$16,537,497	\$0
Project Tasks	131ST STREET 15-13129-01-FP	Expansion	-	-	-	-	-	-	-	-
Construction			150,000	-	-	-	-	150,000	150,000	-
Total Project Cost			\$150,000	-	-	-	-	\$150,000	\$150,000	\$0
Project Tasks	134TH STREET 16-13433-00-RP	Expansion	-	-	-	-	-	-	-	-
Design Engineering			51,875	51,875	-	-	-	103,749	-	103,749
Right-of-Way			45,000	200,000	-	-	-	245,000	245,000	-
Construction			-	-	1,496,554	1,496,554	-	2,993,107	1,800,000	1,193,107
Total Project Cost			\$96,875	\$251,875	\$1,496,554	\$1,496,554	-	\$3,341,856	\$2,045,000	\$1,296,856
Project Tasks	143RD STREET 18-B8026-00-EG	Modernization	-	-	-	-	-	-	-	-
Design Engineering			200,000	-	-	-	-	200,000	200,000	-
Construction			1,063,089	3,189,266	-	-	-	4,252,355	4,252,355	-
Total Project Cost			\$1,263,089	\$3,189,266	-	-	-	\$4,452,355	\$4,452,355	\$0
Project Tasks	157TH STREET 22-157RC-00-FP	Modernization	-	-	-	-	-	-	-	-
Design Engineering			225,000	250,000	-	-	-	475,000	475,000	-
Construction			-	-	2,500,000	2,500,000	-	5,000,000	5,000,000	-
Total Project Cost			\$225,000	\$250,000	\$2,500,000	\$2,500,000	-	\$5,475,000	\$5,475,000	\$0
Project Tasks	170TH STREET 18-B5936-00-EG	Modernization	-	-	-	-	-	-	-	-
Design Engineering			200,000	-	-	-	-	200,000	200,000	-
Construction			2,036,183	6,288,568	-	-	-	8,324,751	8,324,751	-
Total Project Cost			\$2,236,183	\$6,288,568	-	-	-	\$8,524,751	\$8,524,751	\$0
Project Tasks	171ST STREET	Modernization	-	-	-	-	-	-	-	-
Construction			-	-	1,500,000	1,500,000	-	3,000,000	3,000,000	-
Total Project Cost			-	-	\$1,500,000	\$1,500,000	-	\$3,000,000	\$3,000,000	\$0
Project Tasks	175TH STREET 20-B6125-00-PV	Modernization	-	-	-	-	-	-	-	-
Construction			11,929,726	379,751	-	-	-	12,309,477	9,669,477	2,640,000
Total Project Cost			\$11,929,726	\$379,751	-	-	-	\$12,309,477	\$9,669,477	\$2,640,000
Project Tasks	606 EXTENSION	Expansion	-	-	-	-	-	-	-	-
Design Engineering			2,000,000	2,000,000	-	-	-	4,000,000	2,560,000	1,440,000
Total Project Cost			\$2,000,000	\$2,000,000	-	-	-	\$4,000,000	\$2,560,000	\$1,440,000
Project Tasks	80TH AVENUE 21-W3207-00-PV	Expansion	-	-	-	-	-	-	-	-
Construction			2,802,361	-	-	-	-	2,802,361	2,802,361	-
Total Project Cost			\$2,802,361	-	-	-	-	\$2,802,361	\$2,802,361	\$0
Project Tasks	86TH AVENUE	Modernization	-	-	-	-	-	-	-	-
Planning & Prelim. Engineering			-	500,000	200,000	-	-	700,000	700,000	-
Total Project Cost			-	\$500,000	\$200,000	-	-	\$700,000	\$700,000	\$0
Project Tasks	87TH STREET 19-B4224-00-BR	Preservation	-	-	-	-	-	-	-	-
Construction			596,283	-	-	-	-	596,283	596,283	-
Total Project Cost			\$596,283	-	-	-	-	\$596,283	\$596,283	\$0
Project Tasks	87TH STREET AT ROBERTS ROAD	Expansion	-	-	-	-	-	-	-	-
Construction			5,509,012	-	-	-	-	5,509,012	5,509,012	-
Total Project Cost			\$5,509,012	-	-	-	-	\$5,509,012	\$5,509,012	\$0
Project Tasks	88TH/CORK AVENUE 19-W3019-00-PV	Expansion	-	-	-	-	-	-	-	-
Construction			20,250,000	1,089,768	-	-	-	21,339,768	7,986,869	13,352,899
Total Project Cost			\$20,250,000	\$1,089,768	-	-	-	\$21,339,768	\$7,986,869	\$13,352,899
Project Tasks	BARRYPPOINT ROAD BRIDGE RECONSTRUCTION	Modernization	-	-	-	-	-	-	-	-
Construction			-	-	-	4,333,369	1,857,158	6,190,527	6,190,527	-
Total Project Cost			-	-	-	\$4,333,369	\$1,857,158	\$6,190,527	\$6,190,527	\$0
Project Tasks	BRIDGE DECK PATCHING AND OVERLAY REPLACEMENT	Preservation	-	-	-	-	-	-	-	-
Construction			3,694,950	527,850	-	-	-	4,222,800	4,222,800	-
Total Project Cost			\$3,694,950	\$527,850	-	-	-	\$4,222,800	\$4,222,800	\$0
Project Tasks	BRIDGE REHABILITATION 2024	Preservation	-	-	-	-	-	-	-	-
Construction			117,401	-	-	-	-	117,401	117,401	-
Total Project Cost			\$117,401	-	-	-	-	\$117,401	\$117,401	\$0
Project Tasks	BRIDGE REPAIR PROJECT 21-BRREP-00-BR	Preservation	-	-	-	-	-	-	-	-
Construction			93,864	-	-	-	-	93,864	93,864	-
Total Project Cost			\$93,864	-	-	-	-	\$93,864	\$93,864	\$0
Project Tasks	BRIDGE SCUPPER AND DRAINAGE SYSTEM CLEANING	Expansion	-	-	-	-	-	-	-	-
Construction			500,000	-	-	-	-	500,000	500,000	-

COOK COUNTY DEPARTMENT OF TRANSPORTATION AND HIGHWAYS FY2025-FY2029 CAPITAL PROJECTS

Project Name	Primary Work Type	FY2025	FY2026	FY2027	FY2028	FY2029	Est. Total Cost	County Funding	Outside Funding
Total Project Cost		\$500,000	-	-	-	-	\$500,000	\$500,000	-
Project Tasks	MODERNIZATION	-	-	-	-	-	-	-	-
Design Engineering		500,000	500,000	-	-	-	1,000,000	1,000,000	-
Construction		-	-	2,875,000	8,625,000	-	11,500,000	11,500,000	-
Total Project Cost		\$500,000	\$500,000	\$2,875,000	\$8,625,000	-	\$12,500,000	\$12,500,000	\$0
Project Tasks	EXPANSION	-	-	-	-	-	-	-	-
Planning & Prelim. Engineering		750,000	750,000	-	-	-	1,500,000	-	1,500,000
Total Project Cost		\$750,000	\$750,000	-	-	-	\$1,500,000	\$0	\$1,500,000
Project Tasks	EXPANSION	-	-	-	-	-	-	-	-
Planning & Prelim. Engineering		150,000	50,000	-	-	-	200,000	200,000	-
Total Project Cost		\$150,000	\$50,000	-	-	-	\$200,000	\$200,000	\$0
Project Tasks	EXPANSION	-	-	-	-	-	-	-	-
Planning & Prelim. Engineering		200,000	-	-	-	-	200,000	200,000	-
Total Project Cost		\$200,000	-	-	-	-	\$200,000	\$200,000	\$0
Project Tasks	EXPANSION	-	-	-	-	-	-	-	-
Design Engineering		1,000,000	-	-	-	-	1,000,000	1,000,000	-
Construction		-	2,285,000	7,355,000	-	-	9,640,000	7,640,000	2,000,000
Total Project Cost		\$1,000,000	\$2,285,000	\$7,355,000	-	-	\$10,640,000	\$8,640,000	\$2,000,000
Project Tasks	EXPANSION	-	-	-	-	-	-	-	-
Design Engineering		200,000	-	-	-	-	200,000	200,000	-
Right-of-Way		153,300	-	-	-	-	153,300	153,300	-
Construction		8,657,654	7,002,209	-	-	-	15,659,862	14,004,417	1,655,445
Total Project Cost		\$9,010,954	\$7,002,209	-	-	-	\$16,013,162	\$14,357,717	\$1,655,445
Project Tasks	PRESERVATION	-	-	-	-	-	-	-	-
Design Engineering		1,712,000	428,000	-	-	-	2,140,000	1,540,000	600,000
Construction		-	12,831,868	12,110,525	-	-	24,942,393	11,870,077	13,072,316
Total Project Cost		\$1,712,000	\$13,259,868	\$12,110,525	-	-	\$27,082,393	\$13,410,077	\$13,672,316
Project Tasks	MODERNIZATION	-	-	-	-	-	-	-	-
Planning & Prelim. Engineering		175,000	175,000	45,500	-	-	395,500	395,500	-
Design Engineering		350,000	350,000	132,500	-	-	832,500	832,500	-
Construction		3,225,000	3,225,000	1,100,000	-	-	7,550,000	7,550,000	-
Total Project Cost		\$3,750,000	\$3,750,000	\$1,278,000	-	-	\$8,778,000	\$8,778,000	\$0
Project Tasks	MODERNIZATION	-	-	-	-	-	-	-	-
Construction		-	-	2,500,000	2,500,000	2,500,000	7,500,000	7,500,000	-
Total Project Cost		-	-	\$2,500,000	\$2,500,000	\$2,500,000	\$7,500,000	\$7,500,000	\$0
Project Tasks	MODERNIZATION	-	-	-	-	-	-	-	-
Design Engineering		200,000	-	-	-	-	200,000	200,000	-
Construction		1,100,000	-	-	-	-	1,100,000	1,100,000	-
Total Project Cost		\$1,300,000	-	-	-	-	\$1,300,000	\$1,300,000	\$0
Project Tasks	MODERNIZATION	-	-	-	-	-	-	-	-
Design Engineering		1,153,868	-	-	-	-	1,153,868	1,153,868	-
Construction		6,360,234	-	-	-	-	6,360,234	6,360,234	-
Total Project Cost		\$7,514,102	-	-	-	-	\$7,514,102	\$7,514,102	\$0
Project Tasks	MODERNIZATION	-	-	-	-	-	-	-	-
Planning & Prelim. Engineering		250,000	250,000	250,000	-	-	750,000	750,000	-
Design Engineering		125,000	250,000	125,000	-	-	500,000	500,000	-
Construction		5,250,000	5,250,000	5,250,000	-	-	15,750,000	15,750,000	-
Total Project Cost		\$5,625,000	\$5,750,000	\$5,625,000	-	-	\$17,000,000	\$17,000,000	\$0
Project Tasks	MODERNIZATION	-	-	-	-	-	-	-	-
Planning & Prelim. Engineering		-	-	250,000	250,000	250,000	750,000	750,000	-
Design Engineering		-	-	500,000	500,000	500,000	1,500,000	1,500,000	-
Right-of-Way		-	-	250,000	250,000	250,000	750,000	750,000	-
Construction		-	-	4,000,000	4,000,000	4,000,000	12,000,000	12,000,000	-
Total Project Cost		-	-	\$5,000,000	\$5,000,000	\$5,000,000	\$15,000,000	\$15,000,000	\$0
Project Tasks	MODERNIZATION	-	-	-	-	-	-	-	-
Planning & Prelim. Engineering		200,000	-	-	-	-	200,000	200,000	-
Design Engineering		850,000	550,000	-	-	-	1,400,000	1,400,000	-
Construction		-	-	8,625,000	8,625,000	-	17,250,000	17,250,000	-
Total Project Cost		\$1,050,000	\$550,000	\$8,625,000	\$8,625,000	-	\$18,850,000	\$18,850,000	\$0
Project Tasks	MODERNIZATION	-	-	-	-	-	-	-	-
Construction		15,624,420	619,434	-	-	-	16,243,854	16,243,854	-
Total Project Cost		\$15,624,420	\$619,434	-	-	-	\$16,243,854	\$16,243,854	\$0
Project Tasks	EXPANSION	-	-	-	-	-	-	-	-
Design Engineering		152,726	-	-	-	-	152,726	143,726	9,000
Right-of-Way		413,750	6,250	-	-	-	420,000	395,000	25,000
Construction		2,660,000	10,472,406	3,924,375	-	-	17,056,781	15,812,944	1,243,837
Total Project Cost		\$3,226,476	\$10,478,656	\$3,924,375	-	-	\$17,629,507	\$16,351,670	\$1,277,837
Project Tasks	MODERNIZATION	-	-	-	-	-	-	-	-

COOK COUNTY DEPARTMENT OF TRANSPORTATION AND HIGHWAYS FY2025-FY2029 CAPITAL PROJECTS

Project Name	Primary Work Type	FY2025	FY2026	FY2027	FY2028	FY2029	Est. Total Cost	County Funding	Outside Funding
Planning & Prelim. Engineering		1,250,000	1,000,000	-	-	-	2,250,000	2,250,000	-
Design Engineering		100,000	150,000	-	-	-	250,000	250,000	-
Construction		500,000	1,500,000	1,000,000	500,000	-	3,500,000	3,500,000	-
Total Project Cost		\$1,850,000	\$2,650,000	\$1,000,000	\$500,000	-	\$6,000,000	\$6,000,000	\$0
Project Tasks	CITY-COUNTY BUILDING PEDWAY EXTENSION	Modernization							
Planning & Prelim. Engineering		-	-	-	-	-	-	-	-
Design Engineering		74,837	724,924	-	-	-	799,761	799,761	-
Construction		500,000	1,119,042	1,500,000	-	-	3,119,042	-	3,119,042
Total Project Cost		\$574,837	\$1,843,966	\$1,500,000	-	-	\$3,918,803	\$799,761	\$3,119,042
Project Tasks	CONNECT FRANKLIN PARK	Modernization							
Planning & Prelim. Engineering		-	-	-	-	-	-	-	-
Design Engineering		250,000	250,000	250,000	250,000	-	1,000,000	1,000,000	-
Total Project Cost		\$250,000	\$250,000	\$250,000	\$250,000	-	\$1,000,000	\$1,000,000	\$0
Project Tasks	COOK COUNTY 2050 LONG RANGE TRANSPORTATION PLAN	Modernization							
Planning & Prelim. Engineering		-	-	-	-	-	-	-	-
Design Engineering		438,750	438,750	-	-	-	877,500	675,000	202,500
Total Project Cost		\$438,750	\$438,750	-	-	-	\$877,500	\$675,000	\$202,500
Project Tasks	COUNTY LINE ROAD NORTH 18-W7331-00-RP	Expansion							
Construction		-	-	-	-	-	-	-	-
Design Engineering		1,069,395	-	-	-	-	1,069,395	-	1,069,395
Total Project Cost		\$1,069,395	-	-	-	-	\$1,069,395	\$0	\$1,069,395
Project Tasks	COUNTY LINE ROAD SOUTH 18-W7331-00-RP	Expansion							
Construction		-	-	-	-	-	-	-	-
Design Engineering		11,008,588	3,968,550	-	-	-	14,977,138	2,256,073	12,721,064
Total Project Cost		\$11,008,588	\$3,968,550	-	-	-	\$14,977,138	\$2,256,073	\$12,721,064
Project Tasks	CRAWFORD AVENUE 18-W4338-00-EG	Preservation							
Planning & Prelim. Engineering		-	-	-	-	-	-	-	-
Design Engineering		500,000	500,000	-	-	-	1,000,000	1,000,000	-
Construction		300,000	200,000	-	-	-	500,000	500,000	-
Total Project Cost		\$800,000	\$700,000	\$11,500,000	\$11,500,000	-	\$24,500,000	\$24,500,000	\$0
Project Tasks	CREATE - 1ST AVENUE AND UNION PACIFIC RR GRADE SEPARATION (CREATE GS12)	Expansion							
Planning & Prelim. Engineering		-	-	-	-	-	-	-	-
Design Engineering		500,000	2,000,000	1,000,000	-	-	3,500,000	-	3,500,000
Total Project Cost		\$500,000	\$2,000,000	\$1,000,000	-	-	\$3,500,000	\$0	\$3,500,000
Project Tasks	CREATE - 75TH STREET CORRIDOR IMPROVEMENT 19-75CIP-00-RR	Modernization							
Design Engineering		-	-	-	-	-	-	-	-
Construction		278,348	-	-	-	-	278,348	278,348	-
Design Engineering		23,359,308	3,360,350	-	-	-	26,719,658	26,719,658	-
Total Project Cost		\$23,637,656	\$3,360,350	-	-	-	\$26,998,006	\$26,998,006	\$0
Project Tasks	CREATE - COTTAGE GROVE AVENUE OVER IHB/CSX RR (GS23A)	Modernization							
Planning & Prelim. Engineering		-	-	-	-	-	-	-	-
Design Engineering		850,000	700,000	700,000	-	-	2,250,000	400,000	1,850,000
Construction		-	-	-	1,000,000	1,000,000	2,000,000	2,000,000	-
Total Project Cost		\$850,000	\$700,000	\$700,000	\$1,000,000	\$1,000,000	\$4,250,000	\$2,400,000	\$1,850,000
Project Tasks	CREATE - HARLEM AVENUE OVER BNSF RR (GS18)	Modernization							
Planning & Prelim. Engineering		-	-	-	-	-	-	-	-
Design Engineering		200,000	200,000	-	-	-	400,000	400,000	-
Total Project Cost		\$200,000	\$200,000	-	-	-	\$400,000	\$400,000	\$0
Project Tasks	CREATE - WESTERN AVENUE GRADE SEPARATIONS (GS17)	Expansion							
Planning & Prelim. Engineering		-	-	-	-	-	-	-	-
Design Engineering		500,000	-	-	-	-	500,000	500,000	-
Total Project Cost		\$500,000	-	-	-	-	\$500,000	\$500,000	\$0
Project Tasks	CURB RAMP IMPROVEMENTS NORTH 24-CRIPN-00-CG	Modernization							
Construction		-	-	-	-	-	-	-	-
Design Engineering		53,953	-	-	-	-	53,953	53,953	-
Total Project Cost		\$53,953	-	-	-	-	\$53,953	\$53,953	\$0
Project Tasks	CURB RAMP IMPROVEMENTS SOUTH 24-CRIPS-00-CG	Modernization							
Construction		-	-	-	-	-	-	-	-
Design Engineering		40,000	-	-	-	-	40,000	40,000	-
Total Project Cost		\$40,000	-	-	-	-	\$40,000	\$40,000	\$0
Project Tasks	EAST LAKE AVENUE	Expansion							
Construction		-	-	-	-	-	-	-	-
Design Engineering		137,777	-	-	-	-	137,777	-	-
Total Project Cost		\$137,777	-	-	-	-	\$137,777	\$137,777	\$0
Project Tasks	EAST LAKE AVENUE 18-A5924-00-BR	Modernization							
Design Engineering		-	-	-	-	-	-	-	-
Construction		993,440	-	-	-	-	993,440	993,440	-
Design Engineering		-	1,437,500	4,312,500	-	-	5,750,000	1,974,000	3,776,000
Total Project Cost		\$993,440	\$1,437,500	\$4,312,500	-	-	\$6,743,440	\$2,967,440	\$3,776,000
Project Tasks	EUCLID AVENUE	Modernization							
Design Engineering		-	-	-	-	-	-	-	-
Construction		231,500	-	-	-	-	231,500	231,500	-
Design Engineering		-	1,879,120	-	-	-	1,879,120	1,879,120	-
Total Project Cost		\$231,500	\$1,879,120	-	-	-	\$2,110,620	\$2,110,620	\$0
Project Tasks	FRANCISCO AVE BRIDGE APPROACH SIDEWALKS	Expansion							
Planning & Prelim. Engineering		-	-	-	-	-	-	-	-
Design Engineering		416,760	-	-	-	-	416,760	416,760	-
Construction		-	150,000	150,000	-	-	300,000	300,000	-
Total Project Cost		\$416,760	\$150,000	\$150,000	-	-	\$716,760	\$716,760	\$0
Project Tasks	FRANKLIN AVENUE 21-FRAGS-00-PV	Expansion							
Construction		-	-	-	-	-	-	-	-
Design Engineering		21,238,564	11,689,789	2,075,438	-	-	35,003,791	-	35,003,791
Total Project Cost		\$21,238,564	\$11,689,789	\$2,075,438	-	-	\$35,003,791	\$0	\$35,003,791
Project Tasks	GENERAL MAINTENANCE - AGGREGATE MATERIALS	Preservation							
Construction		-	-	-	-	-	-	-	-

COOK COUNTY DEPARTMENT OF TRANSPORTATION AND HIGHWAYS FY2025-FY2029 CAPITAL PROJECTS

Project Name	Primary Work Type	FY2025	FY2026	FY2027	FY2028	FY2029	Est. Total Cost	County Funding	Outside Funding
Maintenance		50,000	50,000	50,000	50,000	50,000	250,000	250,000	-
Total Project Cost		\$50,000	\$50,000	\$50,000	\$50,000	\$50,000	\$250,000	\$250,000	\$0
Project Tasks	GENERAL MAINTENANCE - BULK ROCK SALT DE-ICING MATERIALS	Preservation	-	-	-	-	-	-	-
Maintenance		1,500,000	1,550,000	1,550,000	1,650,000	1,650,000	7,900,000	7,900,000	-
Total Project Cost		\$1,500,000	\$1,550,000	\$1,550,000	\$1,650,000	\$1,650,000	\$7,900,000	\$7,900,000	\$0
Project Tasks	GENERAL MAINTENANCE - CALCIUM CHLORIDE	Preservation	-	-	-	-	-	-	-
Maintenance		90,000	90,000	90,000	90,000	90,000	450,000	450,000	-
Total Project Cost		\$90,000	\$90,000	\$90,000	\$90,000	\$90,000	\$450,000	\$450,000	\$0
Project Tasks	GENERAL MAINTENANCE - CATCH BASIN AND INLET CLEANING	Preservation	-	-	-	-	-	-	-
Maintenance		1,098,240	2,000,000	2,000,000	2,000,000	2,000,000	9,098,240	9,098,240	-
Total Project Cost		\$1,098,240	\$2,000,000	\$2,000,000	\$2,000,000	\$2,000,000	\$9,098,240	\$9,098,240	\$0
Project Tasks	GENERAL MAINTENANCE - COLD PATCH (NORTH)	Preservation	-	-	-	-	-	-	-
Maintenance		80,000	80,000	80,000	80,000	80,000	400,000	400,000	-
Total Project Cost		\$80,000	\$80,000	\$80,000	\$80,000	\$80,000	\$400,000	\$400,000	\$0
Project Tasks	GENERAL MAINTENANCE - COLD PATCH (SOUTH)	Preservation	-	-	-	-	-	-	-
Maintenance		80,000	80,000	80,000	80,000	80,000	400,000	400,000	-
Total Project Cost		\$80,000	\$80,000	\$80,000	\$80,000	\$80,000	\$400,000	\$400,000	\$0
Project Tasks	GENERAL MAINTENANCE - CRACK FILL MATERIALS	Preservation	-	-	-	-	-	-	-
Maintenance		25,000	20,000	20,000	20,000	20,000	105,000	105,000	-
Total Project Cost		\$25,000	\$20,000	\$20,000	\$20,000	\$20,000	\$105,000	\$105,000	\$0
Project Tasks	GENERAL MAINTENANCE - ELECTRICAL MECHANICAL ITEM (EMIM) #3 25-SEMIM-00-GM	Preservation	-	-	-	-	-	-	-
Maintenance		4,500,000	500,000	-	-	-	5,000,000	4,100,000	900,000
Total Project Cost		\$4,500,000	\$500,000	-	-	-	\$5,000,000	\$4,100,000	\$900,000
Project Tasks	GENERAL MAINTENANCE - ELECTRICAL MECHANICAL ITEM (EMIM) #4 (FUTURE YRS)	Preservation	-	-	-	-	-	-	-
Maintenance		-	7,500,000	7,500,000	7,500,000	1,050,000	23,550,000	20,300,000	3,250,000
Total Project Cost		-	\$7,500,000	\$7,500,000	\$7,500,000	\$1,050,000	\$23,550,000	\$20,300,000	\$3,250,000
Project Tasks	GENERAL MAINTENANCE - GUARDRAIL AND TRAFFIC BARRIER REPAIR AND REPLACEMENT	Preservation	-	-	-	-	-	-	-
Maintenance		500,000	500,000	550,000	550,000	600,000	2,700,000	2,700,000	-
Total Project Cost		\$500,000	\$500,000	\$550,000	\$550,000	\$600,000	\$2,700,000	\$2,700,000	\$0
Project Tasks	GENERAL MAINTENANCE - HOT PATCH (NORTH)	Preservation	-	-	-	-	-	-	-
Maintenance		200,000	200,000	200,000	200,000	200,000	1,000,000	1,000,000	-
Total Project Cost		\$200,000	\$200,000	\$200,000	\$200,000	\$200,000	\$1,000,000	\$1,000,000	\$0
Project Tasks	GENERAL MAINTENANCE - HOT PATCH (SOUTH AREA 1)	Preservation	-	-	-	-	-	-	-
Maintenance		100,000	75,000	75,000	75,000	75,000	400,000	400,000	-
Total Project Cost		\$100,000	\$75,000	\$75,000	\$75,000	\$75,000	\$400,000	\$400,000	\$0
Project Tasks	GENERAL MAINTENANCE - HOT PATCH (SOUTH AREA 2)	Preservation	-	-	-	-	-	-	-
Maintenance		100,000	75,000	75,000	75,000	75,000	400,000	400,000	-
Total Project Cost		\$100,000	\$75,000	\$75,000	\$75,000	\$75,000	\$400,000	\$400,000	\$0
Project Tasks	GENERAL MAINTENANCE - MOWING	Preservation	-	-	-	-	-	-	-
Maintenance		235,000	235,000	235,000	235,000	235,000	1,175,000	1,175,000	-
Total Project Cost		\$235,000	\$235,000	\$235,000	\$235,000	\$235,000	\$1,175,000	\$1,175,000	\$0
Project Tasks	GENERAL MAINTENANCE - PAVEMENT MARKINGS #2 25-8MARK-00-GM	Preservation	-	-	-	-	-	-	-
Maintenance		387,255	-	-	-	-	387,255	387,255	-
Total Project Cost		\$387,255	-	-	-	-	\$387,255	\$387,255	\$0
Project Tasks	GENERAL MAINTENANCE - PAVEMENT MARKINGS #3 (FUTURE YRS)	Preservation	-	-	-	-	-	-	-
Maintenance		4,150,000	4,150,000	4,150,000	300,000	-	12,750,000	12,750,000	-
Total Project Cost		\$4,150,000	\$4,150,000	\$4,150,000	\$300,000	-	\$12,750,000	\$12,750,000	\$0
Project Tasks	GENERAL MAINTENANCE - SIGNING #2 25-8SIGN-00-GM	Preservation	-	-	-	-	-	-	-
Maintenance		621,805	-	-	-	-	621,805	621,805	-
Total Project Cost		\$621,805	-	-	-	-	\$621,805	\$621,805	\$0
Project Tasks	GENERAL MAINTENANCE - SIGNING #3 (FUTURE YRS)	Preservation	-	-	-	-	-	-	-
Maintenance		1,250,000	1,250,000	1,250,000	450,000	-	4,200,000	4,200,000	-
Total Project Cost		\$1,250,000	\$1,250,000	\$1,250,000	\$450,000	-	\$4,200,000	\$4,200,000	\$0
Project Tasks	GENERAL MAINTENANCE - SPOILS REMOVAL	Preservation	-	-	-	-	-	-	-
Maintenance		250,000	250,000	250,000	250,000	250,000	1,250,000	1,250,000	-
Total Project Cost		\$250,000	\$250,000	\$250,000	\$250,000	\$250,000	\$1,250,000	\$1,250,000	\$0
Project Tasks	GENERAL MAINTENANCE - STORM SEWER CLEANING #1	Preservation	-	-	-	-	-	-	-
Maintenance		2,000,000	-	-	-	-	2,000,000	2,000,000	-
Total Project Cost		\$2,000,000	-	-	-	-	\$2,000,000	\$2,000,000	\$0
Project Tasks	GENERAL MAINTENANCE - STORM SEWER CLEANING #2	Preservation	-	-	-	-	-	-	-
Maintenance		-	-	2,000,000	-	-	2,000,000	2,000,000	-
Total Project Cost		-	-	\$2,000,000	-	-	\$2,000,000	\$2,000,000	\$0
Project Tasks	GENERAL MAINTENANCE - STORM SEWER CLEANING #3	Preservation	-	-	-	-	-	-	-
Maintenance		-	-	-	-	2,000,000	2,000,000	2,000,000	-

COOK COUNTY DEPARTMENT OF TRANSPORTATION AND HIGHWAYS FY2025-FY2029 CAPITAL PROJECTS

Project Name	Primary Work Type	FY2025	FY2026	FY2027	FY2028	FY2029	Est. Total Cost	County Funding	Outside Funding
Total Project Cost		-	-	-	-	\$2,000,000	\$2,000,000	\$2,000,000	\$0
Project Tasks	GENERAL MAINTENANCE - TREE REMOVAL SERVICES	Preservation	-	-	-	-	-	-	-
Maintenance		150,000	150,000	150,000	150,000	150,000	750,000	750,000	-
Total Project Cost		\$150,000	\$150,000	\$150,000	\$150,000	\$150,000	\$750,000	\$750,000	\$0
Project Tasks	GRAND AVENUE GRADE SEPERATION 18-01376-00-EG	Modernization	-	-	-	-	-	-	-
Right-of-Way		1,000,000	1,000,000	-	-	-	-	-	-
Construction		1,000,000	1,000,000	-	-	-	4,000,000	4,000,000	-
Total Project Cost		\$2,000,000	\$2,000,000	-	-	-	\$4,000,000	\$4,000,000	\$0
Project Tasks	HAPP ROAD 20-W4044-00-PV	Expansion	-	-	-	-	-	-	-
Design Engineering		165,750	-	-	-	-	165,750	165,750	-
Right-of-Way		395,000	-	-	-	-	395,000	395,000	-
Construction		2,875,000	2,875,000	-	-	-	5,750,000	5,750,000	-
Total Project Cost		\$3,435,750	\$2,875,000	-	-	-	\$6,310,750	\$6,310,750	\$0
Project Tasks	HIBBARD ROAD	Modernization	-	-	-	-	-	-	-
Planning & Prelim. Engineering		400,000	-	-	-	-	400,000	400,000	-
Design Engineering		-	500,000	-	-	-	500,000	500,000	-
Construction		-	-	-	1,000,000	-	1,000,000	1,000,000	-
Total Project Cost		\$400,000	\$500,000	-	\$1,000,000	-	\$1,900,000	\$1,900,000	\$0
Project Tasks	HINTZ ROAD	Preservation	-	-	-	-	-	-	-
Construction		155,250	465,750	-	-	-	621,000	621,000	-
Total Project Cost		\$155,250	\$465,750	-	-	-	\$621,000	\$621,000	\$0
Project Tasks	I-294 NEW INTERCHANGE	Expansion	-	-	-	-	-	-	-
Planning & Prelim. Engineering		750,000	1,250,000	1,250,000	-	-	3,250,000	3,250,000	-
Total Project Cost		\$750,000	\$1,250,000	\$1,250,000	-	-	\$3,250,000	\$3,250,000	\$0
Project Tasks	I-55 FRONTAGE ROAD 21-FRI55-00-PV	Modernization	-	-	-	-	-	-	-
Planning & Prelim. Engineering		392,638	-	-	-	-	392,638	392,638	-
Design Engineering		350,000	350,000	-	-	-	700,000	700,000	-
Construction		-	-	5,500,000	-	-	5,500,000	5,500,000	-
Total Project Cost		\$742,638	\$350,000	\$5,500,000	-	-	\$6,592,638	\$6,592,638	\$0
Project Tasks	IIC 2017 - 135TH STREET (ROBBINS)	Modernization	-	-	-	-	-	-	-
Construction		90,000	-	-	-	-	90,000	90,000	-
Total Project Cost		\$90,000	-	-	-	-	\$90,000	\$90,000	\$0
Project Tasks	IIC 2017 - DES PLAINES RIVER TRAIL (ROSEMONT) 17-IICBP-07-BT	Modernization	-	-	-	-	-	-	-
Planning & Prelim. Engineering		29,996	-	-	-	-	29,996	29,996	-
Total Project Cost		\$29,996	-	-	-	-	\$29,996	\$29,996	\$0
Project Tasks	IIC 2018 - FLOSSMOOR CBD (FLOSSMOOR)	Modernization	-	-	-	-	-	-	-
Planning & Prelim. Engineering		22,177	-	-	-	-	22,177	22,177	-
Total Project Cost		\$22,177	-	-	-	-	\$22,177	\$22,177	\$0
Project Tasks	IIC 2019 - 198TH STREET RECONSTRUCTION AND SIDEWALK EXTENSION (LYNWOOD)	Modernization	-	-	-	-	-	-	-
Construction		200,000	200,000	-	-	-	400,000	400,000	-
Total Project Cost		\$200,000	\$200,000	-	-	-	\$400,000	\$400,000	\$0
Project Tasks	IIC 2019 - 25TH AVENUE (MELROSE PARK) 19-IICFR-04-ES	Modernization	-	-	-	-	-	-	-
Planning & Prelim. Engineering		180,000	-	-	-	-	180,000	180,000	-
Total Project Cost		\$180,000	-	-	-	-	\$180,000	\$180,000	\$0
Project Tasks	IIC 2019 - 95TH STREET (HICKORY HILLS) 19-ICRD-06-PV	Modernization	-	-	-	-	-	-	-
Construction		260,000	-	-	-	-	260,000	260,000	-
Total Project Cost		\$260,000	-	-	-	-	\$260,000	\$260,000	\$0
Project Tasks	IIC 2019 - DES PLAINES RIVER TRAIL (FPDCC) 19-IICBP-02-BT	Expansion	-	-	-	-	-	-	-
Design Engineering		44,000	-	-	-	-	44,000	44,000	-
Total Project Cost		\$44,000	-	-	-	-	\$44,000	\$44,000	\$0
Project Tasks	IIC 2019 - METRA HOMEWOOD STATION (HOMEWOOD) 19-ICTR-03-RR	Expansion	-	-	-	-	-	-	-
Construction		150,000	-	-	-	-	150,000	150,000	-
Total Project Cost		\$150,000	-	-	-	-	\$150,000	\$150,000	\$0
Project Tasks	IIC 2019 - MIDLOTHIAN TURNPIKE (CRESTWOOD) 19-IICBP-03-SW	Modernization	-	-	-	-	-	-	-
Construction		230,000	-	-	-	-	230,000	230,000	-
Total Project Cost		\$230,000	-	-	-	-	\$230,000	\$230,000	\$0
Project Tasks	IIC 2019 - RAILROAD AVENUE (NORTHLAKE)	Preservation	-	-	-	-	-	-	-
Planning & Prelim. Engineering		12,500	-	-	-	-	12,500	12,500	-
Total Project Cost		\$12,500	-	-	-	-	\$12,500	\$12,500	\$0
Project Tasks	IIC 2019 - SAUK VILLAGE MULTI-USE PATH (SAUK VILLAGE)	Modernization	-	-	-	-	-	-	-
Planning & Prelim. Engineering		164,679	-	-	-	-	164,679	39,879	124,800
Total Project Cost		\$164,679	-	-	-	-	\$164,679	\$39,879	\$124,800
Project Tasks	IIC 2019 - SKOKIE VALLEY TRAIL (WILMETTE) 19-IICBP-10-BT	Expansion	-	-	-	-	-	-	-
Design Engineering		75,000	-	-	-	-	75,000	75,000	-
Total Project Cost		\$75,000	-	-	-	-	\$75,000	\$75,000	\$0
Project Tasks	IIC 2020 - 115TH STREET (MORGAN PARK METRA) 20-ICTR-00-RR	Modernization	-	-	-	-	-	-	-
Construction		-	500,000	-	-	-	500,000	500,000	-

COOK COUNTY DEPARTMENT OF TRANSPORTATION AND HIGHWAYS FY2025-FY2029 CAPITAL PROJECTS

Project Name	Primary Work Type	FY2025	FY2026	FY2027	FY2028	FY2029	Est. Total Cost	County Funding	Outside Funding
Total Project Cost		-	\$500,000	-	-	-	\$500,000	\$500,000	\$0
Project Tasks	IIC 2020 - 25TH AVENUE (MELROSE PARK) 20-IICRD-02-LA								
Right-of-Way	Expansion	262,500	262,500	-	-	-	525,000	525,000	-
Total Project Cost		\$262,500	\$262,500	-	-	-	\$525,000	\$525,000	\$0
Project Tasks	IIC 2020 - ALGONQUIN ROAD (ROLLING MEADOWS) 20-IICRD-06-ES								
Planning & Prelim. Engineering	Modernization	43,500	-	-	-	-	43,500	43,500	-
Total Project Cost		\$43,500	-	-	-	-	\$43,500	\$43,500	\$0
Project Tasks	IIC 2020 - BEVERLY ROAD (HOFFMAN ESTATES)								
Design Engineering	Modernization	25,000	-	-	-	-	25,000	25,000	-
Total Project Cost		\$25,000	-	-	-	-	\$25,000	\$25,000	\$0
Project Tasks	IIC 2020 - BRAGA DRIVE (BROADVIEW)								
Construction	Modernization	39,646	-	-	-	-	39,646	39,646	-
Total Project Cost		\$39,646	-	-	-	-	\$39,646	\$39,646	\$0
Project Tasks	IIC 2020 - FOREST/NORWOOD BOULEVARD (PARK FOREST) 20-IICRD-03-EG								
Design Engineering	Modernization	146,102	-	-	-	-	146,102	146,102	-
Total Project Cost		\$146,102	-	-	-	-	\$146,102	\$146,102	\$0
Project Tasks	IIC 2020 - LAKE CALUMET RAIL EXTENSION (IIPD) 20-IICFR-04-ES								
Planning & Prelim. Engineering	Expansion	52,813	-	-	-	-	52,813	52,813	-
Total Project Cost		\$52,813	-	-	-	-	\$52,813	\$52,813	\$0
Project Tasks	IIC 2020 - LANSING GREENWAY (LANSING)								
Planning & Prelim. Engineering	Modernization	38,750	-	-	-	-	38,750	38,750	-
Total Project Cost		\$38,750	-	-	-	-	\$38,750	\$38,750	\$0
Project Tasks	IIC 2020 - MAIN STREET (EVANSTON) 20-IICRD-01-PV								
Construction	Preservation	500,000	-	-	-	-	500,000	500,000	-
Total Project Cost		\$500,000	-	-	-	-	\$500,000	\$500,000	\$0
Project Tasks	IIC 2020 - MICHIGAN CITY ROAD BIKE PATH (CALUMET CITY) 20-IICBP-01-EG								
Planning & Prelim. Engineering	Expansion	90,000	-	-	-	-	90,000	90,000	-
Total Project Cost		\$90,000	-	-	-	-	\$90,000	\$90,000	\$0
Project Tasks	IIC 2020 - OAKTON STREET (MORTON GROVE) 20-IICBP-07-SW								
Construction	Modernization	267,000	-	-	-	-	267,000	267,000	-
Total Project Cost		\$267,000	-	-	-	-	\$267,000	\$267,000	\$0
Project Tasks	IIC 2020 - POPLAR AVENUE (RICHTON PARK)								
Construction	Expansion	207,000	-	-	-	-	207,000	207,000	-
Total Project Cost		\$207,000	-	-	-	-	\$207,000	\$207,000	\$0
Project Tasks	IIC 2020 - QUIET ZONES (DOLTON) 20-IICFR-03-ES								
Planning & Prelim. Engineering	Modernization	33,750	-	-	-	-	33,750	33,750	-
Total Project Cost		\$33,750	-	-	-	-	\$33,750	\$33,750	\$0
Project Tasks	IIC 2020 - TORRENCE AVENUE (BURNHAM) 20-IICBP-00-BT								
Construction	Preservation	127,500	-	-	-	-	127,500	127,500	-
Total Project Cost		\$127,500	-	-	-	-	\$127,500	\$127,500	\$0
Project Tasks	IIC 2020 - VAN BUREN STREET (FOREST PARK) 20-IICBP-02-BT								
Construction	Preservation	247,500	-	-	-	-	247,500	247,500	-
Total Project Cost		\$247,500	-	-	-	-	\$247,500	\$247,500	\$0
Project Tasks	IIC 2021 - 19TH AVENUE (MAYWOOD) 21-IICRD-06-EG								
Design Engineering	Modernization	48,250	-	-	-	-	48,250	48,250	-
Total Project Cost		\$48,250	-	-	-	-	\$48,250	\$48,250	\$0
Project Tasks	IIC 2021 - AUSTIN BOULEVARD VIADUCT IMPROVEMENTS (CICERO) 21-IICRD-03-PV								
Construction	Modernization	245,000	-	-	-	-	245,000	245,000	-
Total Project Cost		\$245,000	-	-	-	-	\$245,000	\$245,000	\$0
Project Tasks	IIC 2021 - BERWYN ACCESS TO TRANSIT STREETSCAPE IMPROVEMENT (BERWYN) 21-IICRD-01-ES								
Planning & Prelim. Engineering	Modernization	44,400	-	-	-	-	44,400	44,400	-
Total Project Cost		\$44,400	-	-	-	-	\$44,400	\$44,400	\$0
Project Tasks	IIC 2021 - CICERO AVENUE GRADE CROSSING (CICERO) 21-IICTR-00-EG								
Planning & Prelim. Engineering	Modernization	200,775	-	-	-	-	200,775	200,775	-
Total Project Cost		\$200,775	-	-	-	-	\$200,775	\$200,775	\$0
Project Tasks	IIC 2021 - DEVON AVENUE (ITASCA) 21-IICRD-05-PV								
Construction	Modernization	300,000	-	-	-	-	300,000	300,000	-
Total Project Cost		\$300,000	-	-	-	-	\$300,000	\$300,000	\$0
Project Tasks	IIC 2021 - HARMS ROAD/SKOKIE BOULEVARD BIKE PATH CONNECTOR (SKOKIE)								
Planning & Prelim. Engineering	Expansion	225,000	-	-	-	-	225,000	225,000	-
Total Project Cost		\$225,000	-	-	-	-	\$225,000	\$225,000	\$0
Project Tasks	IIC 2021 - INDUSTRIAL PEDESTRIAN CONNECTOR (BERKELEY) 21-IICBP-01-EG								
Design Engineering	Modernization	25,000	-	-	-	-	25,000	25,000	-
Total Project Cost		\$25,000	-	-	-	-	\$25,000	\$25,000	\$0
Project Tasks	IIC 2021 - JOLIET ROAD (COUNTRYSIDE) 21-IICBP-03-EG								
Planning & Prelim. Engineering	Expansion	55,000	55,000	-	-	-	110,000	110,000	-

COOK COUNTY DEPARTMENT OF TRANSPORTATION AND HIGHWAYS FY2025-FY2029 CAPITAL PROJECTS

Project Name	Primary Work Type	FY2025	FY2026	FY2027	FY2028	FY2029	Est. Total Cost	County Funding	Outside Funding
Total Project Cost		\$55,000	\$55,000	-	-	-	\$110,000	\$110,000	\$0
Project Tasks	IIC 2021 - LAKE COOK ROAD (BUFFALO GROVE) 21-IICRD-02-EG	-	-	-	-	-	-	-	-
Planning & Prelim. Engineering		250,000	-	-	-	-	250,000	250,000	-
Total Project Cost		\$250,000	-	-	-	-	\$250,000	\$250,000	\$0
Project Tasks	IIC 2021 - MILWAUKEE AVENUE SIGNAL IMPROVEMENTS (GLENVIEW) 21-IICBP-06-TL	-	-	-	-	-	-	-	-
Construction		71,000	-	-	-	-	71,000	71,000	-
Total Project Cost		\$71,000	-	-	-	-	\$71,000	\$71,000	\$0
Project Tasks	IIC 2021 - MONTROSE AVENUE (NORRIDGE) 21-IICRD-09-ES	-	-	-	-	-	-	-	-
Planning & Prelim. Engineering		37,500	-	-	-	-	37,500	37,500	-
Total Project Cost		\$37,500	-	-	-	-	\$37,500	\$37,500	\$0
Project Tasks	IIC 2021 - NORTH AVENUE (MELROSE PARK) 21-IICRD-07-PV	-	-	-	-	-	-	-	-
Construction		566,000	-	-	-	-	566,000	566,000	-
Total Project Cost		\$566,000	-	-	-	-	\$566,000	\$566,000	\$0
Project Tasks	IIC 2021 - NORTH AVENUE (NORTHLAKE) 21-IICRD-10-LA	-	-	-	-	-	-	-	-
Right-of-Way		70,000	-	-	-	-	70,000	70,000	-
Total Project Cost		\$70,000	-	-	-	-	\$70,000	\$70,000	\$0
Project Tasks	IIC 2021 - PACE PULSE 95TH STREET LINE (PACE) 21-IICTR-02-ES	-	-	-	-	-	-	-	-
Planning & Prelim. Engineering		500,000	-	-	-	-	500,000	500,000	-
Total Project Cost		\$500,000	-	-	-	-	\$500,000	\$500,000	\$0
Project Tasks	IIC 2021 - PRATT AVENUE PEDESTRIAN BRIDGE (LINCOLNWOOD) 21-IICBP-07-EG	-	-	-	-	-	-	-	-
Planning & Prelim. Engineering		70,000	-	-	-	-	70,000	70,000	-
Total Project Cost		\$70,000	-	-	-	-	\$70,000	\$70,000	\$0
Project Tasks	IIC 2021 - PULASKI ROAD 21-IICBP-02-SW (COUNTRY CLUB HILLS) 21-IICBP-02-SW	-	-	-	-	-	-	-	-
Construction		744,000	-	-	-	-	744,000	744,000	-
Total Project Cost		\$744,000	-	-	-	-	\$744,000	\$744,000	\$0
Project Tasks	IIC 2021 - RIDGELAND AVENUE (PALOS HEIGHTS) 21-IICBP-11-SW	-	-	-	-	-	-	-	-
Construction		60,000	-	-	-	-	60,000	60,000	-
Total Project Cost		\$60,000	-	-	-	-	\$60,000	\$60,000	\$0
Project Tasks	IIC 2021 - SAUK TRAIL AND TORRENCE AVENUE PED IMPROVEMENTS (SAUK VILLAGE) 21-IICBP-12-EG	-	-	-	-	-	-	-	-
Planning & Prelim. Engineering		75,000	-	-	-	-	75,000	75,000	-
Total Project Cost		\$75,000	-	-	-	-	\$75,000	\$75,000	\$0
Project Tasks	IIC 2021 - SIDEWALK IMPROVEMENTS (OAK FOREST) 21-IICBP-09-LA	-	-	-	-	-	-	-	-
Design Engineering		59,500	-	-	-	-	59,500	59,500	-
Total Project Cost		\$59,500	-	-	-	-	\$59,500	\$59,500	\$0
Project Tasks	IIC 2021 - WORTH (WORTH) 21-IICBP-14-SW	-	-	-	-	-	-	-	-
Construction		500,000	-	-	-	-	500,000	500,000	-
Total Project Cost		\$500,000	-	-	-	-	\$500,000	\$500,000	\$0
Project Tasks	IIC 2022 - 154TH STREET IMPROVEMENTS (HARVEY)	-	-	-	-	-	-	-	-
Construction		125,000	-	-	-	-	125,000	125,000	-
Total Project Cost		\$125,000	-	-	-	-	\$125,000	\$125,000	\$0
Project Tasks	IIC 2022 - 26TH STREET MULTI-USE PATH (PARK FOREST)	-	-	-	-	-	-	-	-
Planning & Prelim. Engineering		50,000	-	-	-	-	50,000	50,000	-
Total Project Cost		\$50,000	-	-	-	-	\$50,000	\$50,000	\$0
Project Tasks	IIC 2022 - CAL-SAG BIKE AND WALKING PATH EXTENSION (PALOS HILLS)	-	-	-	-	-	-	-	-
Design Engineering		259,378	-	-	-	-	259,378	259,378	-
Construction		162,111	162,111	-	-	-	324,223	324,223	-
Total Project Cost		\$421,489	\$162,111	-	-	-	\$583,601	\$583,601	\$0
Project Tasks	IIC 2022 - CAL-SAG MULTI-USE GREENWAY (ALSP PARK DISTRICT)	-	-	-	-	-	-	-	-
Design Engineering		56,000	-	-	-	-	56,000	56,000	-
Total Project Cost		\$56,000	-	-	-	-	\$56,000	\$56,000	\$0
Project Tasks	IIC 2022 - CAMP MCDONALD ROAD SIDEWALK (PROSPECT HEIGHTS)	-	-	-	-	-	-	-	-
Design Engineering		43,972	-	-	-	-	43,972	43,972	-
Total Project Cost		\$43,972	-	-	-	-	\$43,972	\$43,972	\$0
Project Tasks	IIC 2022 - CHICAGO AVENUE ROAD RECONSTRUCTION (LANSING)	-	-	-	-	-	-	-	-
Construction		400,000	-	-	-	-	400,000	400,000	-
Total Project Cost		\$400,000	-	-	-	-	\$400,000	\$400,000	\$0
Project Tasks	IIC 2022 - CHURCH STREET (HANOVER PARK)	-	-	-	-	-	-	-	-
Construction		100,000	-	-	-	-	100,000	100,000	-
Total Project Cost		\$100,000	-	-	-	-	\$100,000	\$100,000	\$0
Project Tasks	IIC 2022 - EAST LAKE/WEST LAKE AVENUE & PFINGSTEN ROAD INTERSECTION IMPROVEMENTS	-	-	-	-	-	-	-	-
Planning & Prelim. Engineering		56,250	-	-	-	-	56,250	56,250	-
Total Project Cost		\$56,250	-	-	-	-	\$56,250	\$56,250	\$0
Project Tasks	IIC 2022 - GANNON DRIVE BICYCLE AND ROADWAY IMPROVEMENTS (HOFFMAN ESTATES)	-	-	-	-	-	-	-	-
Planning & Prelim. Engineering		25,000	-	-	-	-	25,000	25,000	-
Total Project Cost		\$25,000	-	-	-	-	\$25,000	\$25,000	\$0

COOK COUNTY DEPARTMENT OF TRANSPORTATION AND HIGHWAYS FY2025-FY2029 CAPITAL PROJECTS

	Project Name	Primary Work Type	FY2025	FY2026	FY2027	FY2028	FY2029	Est. Total Cost	County Funding	Outside Funding
Project Tasks	IIC 2022 - HIGGINS RD (IL-72) (SCHAUMBURG)	Modernization	-	-	-	-	-	-	-	-
Construction			100,000	-	-	-	-	100,000	100,000	-
Total Project Cost			\$100,000	-	-	-	-	\$100,000	\$100,000	\$0
Project Tasks	IIC 2022 - MCGINNIS SLOUGH SHARED USE PATH (ORLAND PARK)	Expansion	-	-	-	-	-	-	-	-
Design Engineering			148,000	-	-	-	-	148,000	148,000	-
Total Project Cost			\$148,000	-	-	-	-	\$148,000	\$148,000	\$0
Project Tasks	IIC 2022 - MULTI-USE PATH EXTENSION (TINLEY PARK)	Expansion	-	-	-	-	-	-	-	-
Construction			22,050	-	-	-	-	22,050	22,050	-
Total Project Cost			\$22,050	-	-	-	-	\$22,050	\$22,050	\$0
Project Tasks	IIC 2022 - OAKTON STREET CORRIDOR IMPROVEMENTS (EVANSTON)	Preservation	-	-	-	-	-	-	-	-
Construction			500,000	-	-	-	-	500,000	500,000	-
Total Project Cost			\$500,000	-	-	-	-	\$500,000	\$500,000	\$0
Project Tasks	IIC 2022 - PALATINE ROAD (PALATINE)	Modernization	-	-	-	-	-	-	-	-
Right-of-Way			253,000	-	-	-	-	253,000	253,000	-
Total Project Cost			\$253,000	-	-	-	-	\$253,000	\$253,000	\$0
Project Tasks	IIC 2022 - PRAIRIE AVENUE IMPROVEMENTS (BARRINGTON)	Expansion	-	-	-	-	-	-	-	-
Construction			69,448	-	-	-	-	69,448	69,448	-
Total Project Cost			\$69,448	-	-	-	-	\$69,448	\$69,448	\$0
Project Tasks	IIC 2022 - PRAIRIE PATH LIGHTING AND SAFETY IMPROVEMENTS (MAYWOOD)	Expansion	-	-	-	-	-	-	-	-
Design Engineering			40,250	-	-	-	-	40,250	40,250	-
Total Project Cost			\$40,250	-	-	-	-	\$40,250	\$40,250	\$0
Project Tasks	IIC 2022 - PRESERVATION PATH IMPROVEMENTS (MATTESON)	Preservation	-	-	-	-	-	-	-	-
Construction			120,000	-	-	-	-	120,000	120,000	-
Total Project Cost			\$120,000	-	-	-	-	\$120,000	\$120,000	\$0
Project Tasks	IIC 2022 - ROOSEVELT ROAD STREETSCAPE (BROADVIEW)	Preservation	-	-	-	-	-	-	-	-
Planning & Prelim. Engineering			60,000	-	-	-	-	60,000	60,000	-
Total Project Cost			\$60,000	-	-	-	-	\$60,000	\$60,000	\$0
Project Tasks	IIC 2022 - SANDERS ROAD (NORTHFIELD TOWNSHIP)	Expansion	-	-	-	-	-	-	-	-
Construction			175,000	-	-	-	-	175,000	175,000	-
Total Project Cost			\$175,000	-	-	-	-	\$175,000	\$175,000	\$0
Project Tasks	IIC 2022 - SHERMER ROAD SIDEPATH (NORTHBROOK)	Preservation	-	-	-	-	-	-	-	-
Design Engineering			62,500	-	-	-	-	62,500	62,500	-
Total Project Cost			\$62,500	-	-	-	-	\$62,500	\$62,500	\$0
Project Tasks	IIC 2022 - US 30 LINCOLN HIGHWAY (FORD HEIGHTS)	Modernization	-	-	-	-	-	-	-	-
Design Engineering			112,500	-	-	-	-	112,500	112,500	-
Total Project Cost			\$112,500	-	-	-	-	\$112,500	\$112,500	\$0
Project Tasks	IIC 2022 - WESTERN AVENUE PEDESTRIAN IMPROVEMENTS (BLUE ISLAND)	Preservation	-	-	-	-	-	-	-	-
Planning & Prelim. Engineering			191,746	-	-	-	-	191,746	191,746	-
Total Project Cost			\$191,746	-	-	-	-	\$191,746	\$191,746	\$0
Project Tasks	IIC 2023 - 16TH STREET TRAFFIC IMPROVEMENTS (BERWYN)	Modernization	-	-	-	-	-	-	-	-
Design Engineering			84,000	84,000	-	-	-	168,000	168,000	-
Total Project Cost			\$84,000	\$84,000	-	-	-	\$168,000	\$168,000	\$0
Project Tasks	IIC 2023 - 172ND STREET MULTI-USE PATH (EAST HAZEL CREST)	Modernization	-	-	-	-	-	-	-	-
Design Engineering			90,000	90,000	-	-	-	180,000	180,000	-
Total Project Cost			\$90,000	\$90,000	-	-	-	\$180,000	\$180,000	\$0
Project Tasks	IIC 2023 - ADA RAMP ACCESSIBILITY IMPROVEMENTS (CHICAGO RIDGE)	Modernization	-	-	-	-	-	-	-	-
Construction			135,000	-	-	-	-	135,000	135,000	-
Total Project Cost			\$135,000	-	-	-	-	\$135,000	\$135,000	\$0
Project Tasks	IIC 2023 - ADA SIDEWALK IMPROVEMENTS (RIVER FOREST)	Modernization	-	-	-	-	-	-	-	-
Construction			50,000	-	-	-	-	50,000	50,000	-
Total Project Cost			\$50,000	-	-	-	-	\$50,000	\$50,000	\$0
Project Tasks	IIC 2023 - BIKE AND PEDESTRIAN FACILITY PLAN (HANOVER PARK)	Modernization	-	-	-	-	-	-	-	-
Planning & Prelim. Engineering			25,000	25,000	-	-	-	50,000	50,000	-
Total Project Cost			\$25,000	\$25,000	-	-	-	\$50,000	\$50,000	\$0
Project Tasks	IIC 2023 - BP SHARED USE PIPELINE (COUNTRY CLUB HILLS)	Expansion	-	-	-	-	-	-	-	-
Design Engineering			100,000	100,000	-	-	-	200,000	200,000	-
Total Project Cost			\$100,000	\$100,000	-	-	-	\$200,000	\$200,000	\$0
Project Tasks	IIC 2023 - BROADWAY AVENUE (HARVEY)	Modernization	-	-	-	-	-	-	-	-
Design Engineering			80,000	80,000	-	-	-	160,000	160,000	-
Total Project Cost			\$80,000	\$80,000	-	-	-	\$160,000	\$160,000	\$0
Project Tasks	IIC 2023 - CENTRAL STREET BRIDGE REPLACEMENT (GLENVIEW PARK DISTRICT)	Modernization	-	-	-	-	-	-	-	-
Construction			225,500	-	-	-	-	225,500	225,500	-
Total Project Cost			\$225,500	-	-	-	-	\$225,500	\$225,500	\$0
Project Tasks	IIC 2023 - CHICAGOLAND MOBILITY HUBS FRAMEWORK STUDY	Modernization	-	-	-	-	-	-	-	-
Planning & Prelim. Engineering			175,000	87,500	-	-	-	262,500	87,500	175,000
Total Project Cost			\$175,000	\$87,500	-	-	-	\$262,500	\$87,500	\$175,000
Project Tasks	IIC 2023 - CONGRESS PARK METRA STATION ACCESS (BROOKFIELD)	Modernization	-	-	-	-	-	-	-	-

COOK COUNTY DEPARTMENT OF TRANSPORTATION AND HIGHWAYS FY2025-FY2029 CAPITAL PROJECTS

Project Name	Primary Work Type	FY2025	FY2026	FY2027	FY2028	FY2029	Est. Total Cost	County Funding	Outside Funding
Construction		104,423	104,423	-	-	-	208,845	208,845	-
Total Project Cost		\$104,423	\$104,423				\$208,845	\$208,845	\$0
Project Tasks	IIC 2023 - CTA BETTER STREETS FOR BUSES STUDY	Modernization							
Planning & Prelim. Engineering		275,000	300,000	-	-	-	575,000	575,000	-
Total Project Cost		\$275,000	\$300,000				\$575,000	\$575,000	\$0
Project Tasks	IIC 2023 - DEVON AVENUE MULTI-USE PATH (DES PLAINES)	Expansion							
Planning & Prelim. Engineering		50,000	25,000	-	-	-	75,000	75,000	-
Total Project Cost		\$50,000	\$25,000				\$75,000	\$75,000	\$0
Project Tasks	IIC 2023 - ELMHURST ROAD SIDEWALK (PROSPECT HEIGHTS)	Modernization							
Planning & Prelim. Engineering		65,600	-	-	-	-	65,600	65,600	-
Total Project Cost		\$65,600					\$65,600	\$65,600	\$0
Project Tasks	IIC 2023 - FLOSSMOOR CBD (FLOSSMOOR)	Modernization							
Design Engineering		25,000	30,000	-	-	-	55,000	55,000	-
Total Project Cost		\$25,000	\$30,000				\$55,000	\$55,000	\$0
Project Tasks	IIC 2023 - GILBERT AVENUE IMPROVEMENTS (WESTERN SPRINGS)	Modernization							
Design Engineering		55,000	-	-	-	-	55,000	55,000	-
Total Project Cost		\$55,000					\$55,000	\$55,000	\$0
Project Tasks	IIC 2023 - HARRY ROGOWSKI DRIVE RESURFACING (MERRIONETTE PARK)	Modernization							
Construction		150,000	-	-	-	-	150,000	150,000	-
Total Project Cost		\$150,000					\$150,000	\$150,000	\$0
Project Tasks	IIC 2023 - IL ROUTE 59 BIKE/PED OVERPASS (STREAMWOOD)	Expansion							
Construction		250,000	-	-	-	-	250,000	250,000	-
Total Project Cost		\$250,000					\$250,000	\$250,000	\$0
Project Tasks	IIC 2023 - MAYWOOD DRIVE RECONSTRUCTION (BELLWOOD)	Modernization							
Construction		325,955	162,978	162,977	-	-	651,910	651,910	-
Total Project Cost		\$325,955	\$162,978	\$162,977			\$651,910	\$651,910	\$0
Project Tasks	IIC 2023 - NORTH SHORE CHANNEL TRAIL FEASIBILITY STUDY (WILMETTE PARK DISTRICT)	Expansion							
Planning & Prelim. Engineering		20,000	-	-	-	-	20,000	20,000	-
Total Project Cost		\$20,000					\$20,000	\$20,000	\$0
Project Tasks	IIC 2023 - NORTH SIDE WALKWAY ADA IMPROVEMENTS (JUSTICE)	Modernization							
Construction		88,882	-	-	-	-	88,882	88,882	-
Total Project Cost		\$88,882					\$88,882	\$88,882	\$0
Project Tasks	IIC 2023 - PACE PULSE HALSTED LINE DESIGN ENGINEERING	Expansion							
Design Engineering		500,000	-	-	-	-	500,000	500,000	-
Total Project Cost		\$500,000					\$500,000	\$500,000	\$0
Project Tasks	IIC 2023 - RIDGELAND AVENUE PATH IMPROVEMENTS (WORTH)	Expansion							
Planning & Prelim. Engineering		42,500	42,500	-	-	-	85,000	85,000	-
Total Project Cost		\$42,500	\$42,500				\$85,000	\$85,000	\$0
Project Tasks	IIC 2023 - ROADWAY AND ADA IMPROVEMENTS (HAZEL CREST)	Modernization							
Construction		135,000	-	-	-	-	135,000	135,000	-
Total Project Cost		\$135,000					\$135,000	\$135,000	\$0
Project Tasks	IIC 2023 - ROADWAY AND ADA IMPROVEMENTS (MARKHAM)	Modernization							
Design Engineering		160,000	-	-	-	-	160,000	160,000	-
Construction		100,000	100,000	-	-	-	200,000	200,000	-
Total Project Cost		\$260,000	\$100,000				\$360,000	\$360,000	\$0
Project Tasks	IIC 2023 - SHAWMUT AND BRAINARD RESURFACING (LA GRANGE)	Modernization							
Construction		125,000	-	-	-	-	125,000	125,000	-
Total Project Cost		\$125,000					\$125,000	\$125,000	\$0
Project Tasks	IIC 2023 - SHERMER ROAD SIDEPATH (NILES)	Modernization							
Design Engineering		132,500	-	-	-	-	132,500	132,500	-
Total Project Cost		\$132,500					\$132,500	\$132,500	\$0
Project Tasks	IIC 2023 - SOUTH STREET SIDEWALK IMPROVEMENTS (BARRINGTON)	Modernization							
Construction		42,542	-	-	-	-	42,542	42,542	-
Total Project Cost		\$42,542					\$42,542	\$42,542	\$0
Project Tasks	IIC 2023 - STATE STREET IMPROVEMENTS (CALUMET CITY)	Modernization							
Design Engineering		100,000	125,000	-	-	-	225,000	225,000	-
Total Project Cost		\$100,000	\$125,000				\$225,000	\$225,000	\$0
Project Tasks	IIC 2023 - TAFT AVENUE IMPROVEMENTS (BERKELEY)	Expansion							
Planning & Prelim. Engineering		187,500	187,500	-	-	-	375,000	375,000	-
Total Project Cost		\$187,500	\$187,500				\$375,000	\$375,000	\$0
Project Tasks	IIC 2023 - TOWNSHIP ROADWAY SAFETY MARKINGS (WHEELING TOWNSHIP)	Modernization							
Construction		25,000	-	-	-	-	25,000	25,000	-
Total Project Cost		\$25,000					\$25,000	\$25,000	\$0
Project Tasks	IIC 2023 - VARIOUS ROADS (BARRINGTON TOWNSHIP)	Preservation							
Construction		150,000	-	-	-	-	150,000	150,000	-
Total Project Cost		\$150,000					\$150,000	\$150,000	\$0
Project Tasks	IIC 2023 - VILLAGE PEDESTRIAN STUDY (ALSIP)	Modernization							

COOK COUNTY DEPARTMENT OF TRANSPORTATION AND HIGHWAYS FY2025-FY2029 CAPITAL PROJECTS

Project Name	Primary Work Type	FY2025	FY2026	FY2027	FY2028	FY2029	Est. Total Cost	County Funding	Outside Funding
Construction		200,000	200,000	-	-	-	400,000	400,000	-
Total Project Cost		\$200,000	\$200,000	-	-	-	\$400,000	\$400,000	\$0
Project Tasks	MUNICIPAL PARTNERSHIP - 94TH AVENUE	Preservation	-	-	-	-	-	-	-
Construction		500,000	200,000	-	-	-	700,000	700,000	-
Total Project Cost		\$500,000	\$200,000	-	-	-	\$700,000	\$700,000	\$0
Project Tasks	MUNICIPAL PARTNERSHIP - CAREGIE STREET DRAINAGE	Modernization	-	-	-	-	-	-	-
Construction		25,000	-	-	-	-	25,000	25,000	-
Total Project Cost		\$25,000	-	-	-	-	\$25,000	\$25,000	\$0
Project Tasks	MUNICIPAL PARTNERSHIP - CLOVER LANE AND SHOE FACTORY	Preservation	-	-	-	-	-	-	-
Construction		76,711	-	-	-	-	76,711	76,711	-
Total Project Cost		\$76,711	-	-	-	-	\$76,711	\$76,711	\$0
Project Tasks	MUNICIPAL PARTNERSHIP - RIVER FOREST BIKE PATH 21-RFBIP-00-SP	Preservation	-	-	-	-	-	-	-
Construction		20,735	-	-	-	-	20,735	20,735	-
Total Project Cost		\$20,735	-	-	-	-	\$20,735	\$20,735	\$0
Project Tasks	NORTHWEST COOK TRUCKING STUDY	Modernization	-	-	-	-	-	-	-
Planning & Prelim. Engineering		200,000	200,000	-	-	-	400,000	400,000	-
Total Project Cost		\$200,000	\$200,000	-	-	-	\$400,000	\$400,000	\$0
Project Tasks	OLD ORCHARD ROAD 14-A8327-09-RP	Expansion	-	-	-	-	-	-	-
Construction		14,867,373	694,057	-	-	-	15,561,429	9,193,675	6,367,755
Total Project Cost		\$14,867,373	\$694,057	-	-	-	\$15,561,429	\$9,193,675	\$6,367,755
Project Tasks	OLD PLANK ROAD TRAIL EXTENSION (SAUK VILLAGE)	Expansion	-	-	-	-	-	-	-
Planning & Prelim. Engineering		500,000	500,000	-	-	-	1,000,000	400,000	600,000
Total Project Cost		\$500,000	\$500,000	-	-	-	\$1,000,000	\$400,000	\$600,000
Project Tasks	OLYMPIAN WAY	Preservation	-	-	-	-	-	-	-
Design Engineering		123,625	370,875	-	-	-	494,500	494,500	-
Total Project Cost		\$123,625	\$370,875	-	-	-	\$494,500	\$494,500	\$0
Project Tasks	PARTNERSHIP - FOREST PRESERVES OF COOK COUNTY IMPROVEMENTS	Preservation	-	-	-	-	-	-	-
Planning & Prelim. Engineering		205,088	-	-	-	-	205,088	205,088	-
Design Engineering		800,000	-	-	-	-	800,000	800,000	-
Construction		6,500,000	-	-	-	-	6,500,000	6,500,000	-
Total Project Cost		\$7,505,088	-	-	-	-	\$7,505,088	\$7,505,088	\$0
Project Tasks	PAVEMENT CRACK SEALING 24-PPCRS-01-PV	Preservation	-	-	-	-	-	-	-
Construction		814,771	-	-	-	-	814,771	814,771	-
Total Project Cost		\$814,771	-	-	-	-	\$814,771	\$814,771	\$0
Project Tasks	PRESERVATION - CRACK SEALING 01	Preservation	-	-	-	-	-	-	-
Construction		-	750,000	750,000	-	-	1,500,000	1,500,000	-
Total Project Cost		-	\$750,000	\$750,000	-	-	\$1,500,000	\$1,500,000	\$0
Project Tasks	PRESERVATION - CRACK SEALING 02	Preservation	-	-	-	-	-	-	-
Construction		-	-	-	750,000	750,000	1,500,000	1,500,000	-
Total Project Cost		-	-	-	\$750,000	\$750,000	\$1,500,000	\$1,500,000	\$0
Project Tasks	PAVEMENT MAINTENANCE 2021 SOUTH 23-SPVPS-00-GM	Preservation	-	-	-	-	-	-	-
Maintenance		407,000	-	-	-	-	407,000	407,000	-
Total Project Cost		\$407,000	-	-	-	-	\$407,000	\$407,000	\$0
Project Tasks	PAVEMENT MAINTENANCE 2023 NORTH 23-PVMTN-00-PV	Preservation	-	-	-	-	-	-	-
Design Engineering		7,486,769	-	-	-	-	7,486,769	7,486,769	-
Total Project Cost		\$7,486,769	-	-	-	-	\$7,486,769	\$7,486,769	\$0
Project Tasks	PLAINFIELD ROAD	Modernization	-	-	-	-	-	-	-
Design Engineering		-	700,000	600,000	-	-	1,300,000	1,300,000	-
Total Project Cost		-	\$700,000	\$600,000	-	-	\$1,300,000	\$1,300,000	\$0
Project Tasks	PLAINFIELD ROAD 16-B3719-00-EG	Modernization	-	-	-	-	-	-	-
Planning & Prelim. Engineering		500,000	-	-	-	-	500,000	500,000	-
Total Project Cost		\$500,000	-	-	-	-	\$500,000	\$500,000	\$0
Project Tasks	PPRP 2021 NORTH	Preservation	-	-	-	-	-	-	-
Construction		1,005,000	-	-	-	-	1,005,000	1,005,000	-
Total Project Cost		\$1,005,000	-	-	-	-	\$1,005,000	\$1,005,000	\$0
Project Tasks	PRP 2022 NORTH 22-PRPN1-00-PV	Preservation	-	-	-	-	-	-	-
Construction		18,362,730	-	-	-	-	18,362,730	18,362,730	-
Total Project Cost		\$18,362,730	-	-	-	-	\$18,362,730	\$18,362,730	\$0
Project Tasks	PRP 2022 SOUTH (A) 22-PRPS1-00-PV	Preservation	-	-	-	-	-	-	-
Construction		507,503	-	-	-	-	507,503	507,503	-
Total Project Cost		\$507,503	-	-	-	-	\$507,503	\$507,503	\$0
Project Tasks	PRP NO 01 23-PRPN2-00-PV	Preservation	-	-	-	-	-	-	-
Construction		6,440,000	1,610,000	-	-	-	8,050,000	8,050,000	-
Total Project Cost		\$6,440,000	\$1,610,000	-	-	-	\$8,050,000	\$8,050,000	\$0
Project Tasks	PRP NO 02	Preservation	-	-	-	-	-	-	-
Construction		4,000,000	12,100,000	-	-	-	16,100,000	16,100,000	-
Total Project Cost		\$4,000,000	\$12,100,000	-	-	-	\$16,100,000	\$16,100,000	\$0
Project Tasks	PRP NO 03 24-A5012-00-PV	Preservation	-	-	-	-	-	-	-

COOK COUNTY DEPARTMENT OF TRANSPORTATION AND HIGHWAYS FY2025-FY2029 CAPITAL PROJECTS

Project Name	Primary Work Type	FY2025	FY2026	FY2027	FY2028	FY2029	Est. Total Cost	County Funding	Outside Funding
Planning & Prelim. Engineering		15,000	-	-	-	-	15,000	15,000	-
Total Project Cost		\$15,000	-	-	-	-	\$15,000	\$15,000	\$0
Project Tasks	IIC 2023 - WHEELING ROAD REHABILITATION (WHEELING)	Preservation	-	-	-	-	-	-	-
Design Engineering		87,500	87,500	-	-	-	175,000	175,000	-
Total Project Cost		\$87,500	\$87,500	-	-	-	\$175,000	\$175,000	\$0
Project Tasks	IIC 2023 - WILMETTE AVENUE/GLENVIEW ROAD BICYCLE IMPROVEMENTS (WILMETTE)	Modernization	-	-	-	-	-	-	-
Planning & Prelim. Engineering		75,000	50,000	-	-	-	125,000	125,000	-
Total Project Cost		\$75,000	\$50,000	-	-	-	\$125,000	\$125,000	\$0
Project Tasks	IIC 2023 - WOLF ROAD AT ADDISON INTERSECTION (FRANKLIN PARK)	Expansion	-	-	-	-	-	-	-
Planning & Prelim. Engineering		62,500	-	-	-	-	62,500	62,500	-
Total Project Cost		\$62,500	-	-	-	-	\$62,500	\$62,500	\$0
Project Tasks	ILLINOIS PRAIRIE PATH EXTENSION	Expansion	-	-	-	-	-	-	-
Construction		-	1,000,000	1,000,000	-	-	2,000,000	2,000,000	-
Total Project Cost		-	\$1,000,000	\$1,000,000	-	-	\$2,000,000	\$2,000,000	\$0
Project Tasks	INVEST IN COOK PROGRAM, 2024-2028	Modernization	-	-	-	-	-	-	-
Planning & Prelim. Engineering		1,957,500	1,957,500	1,957,500	1,957,500	1,957,500	9,787,500	9,787,500	-
Design Engineering		1,703,900	1,703,900	1,703,900	1,703,900	1,703,900	8,519,500	8,519,500	-
Right-of-Way		353,920	353,920	353,920	353,920	353,920	1,769,600	1,769,600	-
Construction		4,484,680	4,484,680	4,484,680	4,484,680	4,484,680	22,423,400	22,423,400	-
Total Project Cost		\$8,500,000	\$8,500,000	\$8,500,000	\$8,500,000	\$8,500,000	\$42,500,000	\$42,500,000	\$0
Project Tasks	JOE ORR ROAD 02-B6736-01-EG	Expansion	-	-	-	-	-	-	-
Design Engineering		437,297	-	-	-	-	437,297	437,297	-
Right-of-Way		200,000	-	-	-	-	200,000	200,000	-
Total Project Cost		\$637,297	-	-	-	-	\$637,297	\$637,297	\$0
Project Tasks	JOE ORR ROAD 15-B6737-03-RP	Expansion	-	-	-	-	-	-	-
Construction		-	9,559,577	9,559,577	-	-	19,119,154	11,413,477	7,705,678
Total Project Cost		-	\$9,559,577	\$9,559,577	-	-	\$19,119,154	\$11,413,477	\$7,705,678
Project Tasks	JOE ORR ROAD - PLUM GROVE WEST WETLANDS	Expansion	-	-	-	-	-	-	-
Construction		596,575	1,789,726	-	-	-	2,386,301	2,386,301	-
Total Project Cost		\$596,575	\$1,789,726	-	-	-	\$2,386,301	\$2,386,301	\$0
Project Tasks	KEDZIE AVENUE 16-W4506-00-EG	Modernization	-	-	-	-	-	-	-
Planning & Prelim. Engineering		816,361	-	-	-	-	816,361	816,361	-
Design Engineering		-	2,012,500	2,012,500	-	-	4,025,000	4,025,000	-
Total Project Cost		\$816,361	\$2,012,500	\$2,012,500	-	-	\$4,841,361	\$4,841,361	\$0
Project Tasks	LAKE COOK ROAD 14-A5015-03-RP	Expansion	-	-	-	-	-	-	-
Construction		812,565	-	-	-	-	812,565	742,513	70,053
Total Project Cost		\$812,565	-	-	-	-	\$812,565	\$742,513	\$70,053
Project Tasks	LAKE COOK ROAD 23-A5014-00-PV	Expansion	-	-	-	-	-	-	-
Construction		695,961	-	-	-	-	695,961	695,961	-
Total Project Cost		\$695,961	-	-	-	-	\$695,961	\$695,961	\$0
Project Tasks	LANDWEHR ROAD 22-W8043-00-PV	Preservation	-	-	-	-	-	-	-
Design Engineering		350,000	-	-	-	-	350,000	350,000	-
Construction		-	4,025,000	-	-	-	4,025,000	4,025,000	-
Total Project Cost		\$350,000	\$4,025,000	-	-	-	\$4,375,000	\$4,375,000	\$0
Project Tasks	LEHIGH AVENUE 18-A5923-00-EG	Modernization	-	-	-	-	-	-	-
Design Engineering		30,000	-	-	-	-	30,000	30,000	-
Construction		6,348,000	1,587,000	-	-	-	7,935,000	6,882,000	1,053,000
Total Project Cost		\$6,378,000	\$1,587,000	-	-	-	\$7,965,000	\$6,912,000	\$1,053,000
Project Tasks	LOWER DES PLAINES RIVER TRAIL PRELIMINARY ENGINEERING SUPPLEMENT	Expansion	-	-	-	-	-	-	-
Planning & Prelim. Engineering		150,000	-	-	-	-	150,000	150,000	-
Total Project Cost		\$150,000	-	-	-	-	\$150,000	\$150,000	\$0
Project Tasks	MEACHAM ROAD 18-V6438-00-EG	Modernization	-	-	-	-	-	-	-
Design Engineering		30,000	-	-	-	-	30,000	30,000	-
Construction		5,238,762	1,309,690	-	-	-	6,548,452	6,548,452	-
Total Project Cost		\$5,268,762	\$1,309,690	-	-	-	\$6,578,452	\$6,578,452	\$0
Project Tasks	METRA - 95TH STREET CHICAGO STATE UNIVERSITY STATION MODERNIZATION	Modernization	-	-	-	-	-	-	-
Construction		1,666,667	1,666,667	1,666,667	-	-	5,000,000	5,000,000	-
Total Project Cost		\$1,666,667	\$1,666,667	\$1,666,667	-	-	\$5,000,000	\$5,000,000	\$0
Project Tasks	MUNICIPAL MAINTENANCE PARTNERSHIP - CITY OF PALOS HEIGHTS	Preservation	-	-	-	-	-	-	-
Construction		227,866	-	-	-	-	227,866	227,866	-
Total Project Cost		\$227,866	-	-	-	-	\$227,866	\$227,866	\$0
Project Tasks	MUNICIPAL MAINTENANCE PARTNERSHIP - VILLAGE OF ORLAND PARK	Preservation	-	-	-	-	-	-	-
Construction		200,000	100,000	-	-	-	300,000	300,000	-
Total Project Cost		\$200,000	\$100,000	-	-	-	\$300,000	\$300,000	\$0
Project Tasks	MUNICIPAL MAINTENANCE PARTNERSHIP - VILLAGE OF SCHAUMBURG	Preservation	-	-	-	-	-	-	-
Construction		200,000	200,000	-	-	-	400,000	400,000	-
Total Project Cost		\$200,000	\$200,000	-	-	-	\$400,000	\$400,000	\$0
Project Tasks	MUNICIPAL MAINTENANCE PARTNERSHIP - VILLAGE OF SKOKIE	Preservation	-	-	-	-	-	-	-

COOK COUNTY DEPARTMENT OF TRANSPORTATION AND HIGHWAYS FY2025-FY2029 CAPITAL PROJECTS

Project Name	Primary Work Type	FY2025	FY2026	FY2027	FY2028	FY2029	Est. Total Cost	County Funding	Outside Funding
Right-of-Way Construction		-	921,600	-	-	-	921,600	218,750	702,850
		-	-	3,753,259	-	-	3,753,259	164,890	3,588,369
Total Project Cost		-	\$921,600	\$3,753,259	-	-	\$4,674,859	\$383,640	\$4,291,219
Project Tasks	TOUHY AVENUE 15-34117-01-RP								
Design Engineering	Expansion	999,960	399,984	399,984	199,992	-	1,999,921	-	1,999,921
Construction		51,625,309	17,734,963	19,134,441	2,628,843	-	91,123,555	33,446,888	57,676,667
Total Project Cost		\$52,625,269	\$18,134,948	\$19,534,425	\$2,828,835	-	\$93,123,476	\$33,446,888	\$59,676,588
Project Tasks	TOWNSHIP EXPENDITURES								
Construction	Modernization	3,907,196	468,318	469,021	469,489	469,842	5,783,866	-	5,783,866
Maintenance		3,196,796	383,170	383,744	384,128	384,416	4,732,254	-	4,732,254
Total Project Cost		\$7,103,992	\$851,488	\$852,765	\$853,617	\$854,258	\$10,516,120	\$0	\$10,516,120
Project Tasks	TRAFFIC SIGNAL MODERNIZATION/REPLACEMENT PROGRAM (TSMRP) #1 (CURRENT) 23-TSMRP-00-TL								
Construction	Modernization	-	-	-	-	-	-	-	-
		2,780,597	-	-	-	-	2,780,597	2,761,597	19,000
Total Project Cost		\$2,780,597	-	-	-	-	\$2,780,597	\$2,761,597	\$19,000
Project Tasks	TRAFFIC SIGNAL REPLACEMENT (HSIP) - 171ST STREET								
Design Engineering	Modernization	135,000	-	-	-	-	135,000	135,000	-
Construction		-	1,307,148	-	-	-	1,307,148	425,868	881,280
Total Project Cost		\$135,000	\$1,307,148	-	-	-	\$1,442,148	\$560,868	\$881,280
Project Tasks	TRAFFIC SIGNAL REPLACEMENT (HSIP) - PACKAGE #1 23-HSIP1-00-TL								
Construction	Modernization	4,848,192	-	-	-	-	4,848,192	3,865,230	982,962
Total Project Cost		\$4,848,192	-	-	-	-	\$4,848,192	\$3,865,230	\$982,962
Project Tasks	TRAFFIC SIGNAL REPLACEMENT (HSIP) - PACKAGE #2								
Construction	Modernization	2,547,415	2,547,415	-	-	-	5,094,830	2,926,100	2,168,730
Total Project Cost		\$2,547,415	\$2,547,415	-	-	-	\$5,094,830	\$2,926,100	\$2,168,730
Project Tasks	VARIOUS BRIDGE & STRUCTURES PROJECT MANAGEMENT								
Design Engineering	Preservation	666,666	666,667	666,667	-	-	2,000,000	2,000,000	-
Total Project Cost		\$666,666	\$666,667	\$666,667	-	-	\$2,000,000	\$2,000,000	\$0
Project Tasks	VARIOUS CONSTRUCTION MANAGEMENT SERVICES #2 20-CMSVV-00-PV								
Construction	Modernization	132,000	10,000	-	-	-	142,000	142,000	-
Total Project Cost		\$132,000	\$10,000	-	-	-	\$142,000	\$142,000	\$0
Project Tasks	VARIOUS CONSTRUCTION MANAGEMENT SERVICES #3 20-CMSVV-01-PV								
Construction	Modernization	750,000	96,730	-	-	-	846,730	846,730	-
Total Project Cost		\$750,000	\$96,730	-	-	-	\$846,730	\$846,730	\$0
Project Tasks	VARIOUS CONSTRUCTION MANAGEMENT SERVICES #4 23-CMSVV-02-PV								
Construction	Modernization	2,000,000	2,000,000	1,000,000	-	-	5,000,000	5,000,000	-
Total Project Cost		\$2,000,000	\$2,000,000	\$1,000,000	-	-	\$5,000,000	\$5,000,000	\$0
Project Tasks	VARIOUS CONSTRUCTION MANAGEMENT SERVICES #5 23-CMSVV-03-PV								
Construction	Modernization	2,000,000	2,000,000	1,000,000	-	-	5,000,000	5,000,000	-
Total Project Cost		\$2,000,000	\$2,000,000	\$1,000,000	-	-	\$5,000,000	\$5,000,000	\$0
Project Tasks	VARIOUS CONSTRUCTION MANAGEMENT SERVICES #6								
Construction	Modernization	2,000,000	1,000,000	1,000,000	500,000	500,000	5,000,000	5,000,000	-
Total Project Cost		\$2,000,000	\$1,000,000	\$1,000,000	\$500,000	\$500,000	\$5,000,000	\$5,000,000	\$0
Project Tasks	VARIOUS CONSTRUCTION MANAGEMENT SERVICES #7								
Construction	Modernization	2,000,000	1,000,000	1,000,000	500,000	500,000	5,000,000	5,000,000	-
Total Project Cost		\$2,000,000	\$1,000,000	\$1,000,000	\$500,000	\$500,000	\$5,000,000	\$5,000,000	\$0
Project Tasks	VARIOUS CONSTRUCTION MANAGEMENT SERVICES PPR #1 20-CMPPN-00-PV								
Construction	Modernization	332,580	46,083	-	-	-	378,663	378,663	-
Total Project Cost		\$332,580	\$46,083	-	-	-	\$378,663	\$378,663	\$0
Project Tasks	VARIOUS CONSTRUCTION MANAGEMENT SERVICES PPR #2 20-CMPPS-00-PV								
Construction	Modernization	770,000	51,756	-	-	-	821,756	821,756	-
Total Project Cost		\$770,000	\$51,756	-	-	-	\$821,756	\$821,756	\$0
Project Tasks	VARIOUS CREATE PROJECT IMPLEMENTATION SERVICES								
Planning & Prelim. Engineering	Modernization	500,000	500,000	500,000	500,000	500,000	2,500,000	2,500,000	-
Total Project Cost		\$500,000	\$500,000	\$500,000	\$500,000	\$500,000	\$2,500,000	\$2,500,000	\$0
Project Tasks	VARIOUS DESIGN ENG SERVICES #1 21-8DESX-00-EG								
Planning & Prelim. Engineering	Modernization	400,000	-	-	-	-	400,000	400,000	-
Design Engineering		1,750,000	1,198,248	250,000	-	-	3,198,248	3,198,248	-
Total Project Cost		\$2,150,000	\$1,198,248	\$250,000	-	-	\$3,598,248	\$3,598,248	\$0
Project Tasks	VARIOUS DESIGN ENG SERVICES #2 21-8DESX-01-EG								
Design Engineering	Modernization	1,388,804	500,000	250,000	-	-	2,138,804	2,138,804	-
Total Project Cost		\$1,388,804	\$500,000	\$250,000	-	-	\$2,138,804	\$2,138,804	\$0
Project Tasks	VARIOUS DESIGN ENG SERVICES #3 21-8DESX-02-EG								
Design Engineering	Modernization	2,250,000	1,500,000	1,250,000	-	-	5,000,000	5,000,000	-
Total Project Cost		\$2,250,000	\$1,500,000	\$1,250,000	-	-	\$5,000,000	\$5,000,000	\$0
Project Tasks	VARIOUS DESIGN ENG SERVICES #4 21-8DESX-03-EG								
Design Engineering	Modernization	2,100,000	1,400,000	500,000	-	-	4,000,000	4,000,000	-

COOK COUNTY DEPARTMENT OF TRANSPORTATION AND HIGHWAYS FY2025-FY2029 CAPITAL PROJECTS

Project Name	Primary Work Type	FY2025	FY2026	FY2027	FY2028	FY2029	Est. Total Cost	County Funding	Outside Funding
Construction		1,901,525	-	-	-	-	1,901,525	1,901,525	-
Total Project Cost		\$1,901,525	-	-	-	-	\$1,901,525	\$1,901,525	\$0
Project Tasks	PRP NO 04	Preservation	-	-	-	-	-	-	-
Construction		-	15,000,000	15,000,000	15,000,000	-	45,000,000	45,000,000	-
Total Project Cost		-	\$15,000,000	\$15,000,000	\$15,000,000	-	\$45,000,000	\$45,000,000	\$0
Project Tasks	PRP NO 05	Preservation	-	-	-	-	-	-	-
Construction		-	5,500,000	250,000	-	-	5,750,000	5,750,000	-
Total Project Cost		-	\$5,500,000	\$250,000	-	-	\$5,750,000	\$5,750,000	\$0
Project Tasks	PRP SO 01 22-PRPS2-00-PV	Preservation	-	-	-	-	-	-	-
Construction		19,260,000	4,830,000	-	-	-	24,090,000	24,090,000	-
Total Project Cost		\$19,260,000	\$4,830,000	-	-	-	\$24,090,000	\$24,090,000	\$0
Project Tasks	PRP SO 02	Preservation	-	-	-	-	-	-	-
Construction		4,000,000	12,100,000	16,100,000	-	-	32,200,000	32,200,000	-
Total Project Cost		\$4,000,000	\$12,100,000	\$16,100,000	-	-	\$32,200,000	\$32,200,000	\$0
Project Tasks	PRP SO 03	Preservation	-	-	-	-	-	-	-
Construction		-	17,250,000	17,250,000	-	-	34,500,000	34,500,000	-
Total Project Cost		-	\$17,250,000	\$17,250,000	-	-	\$34,500,000	\$34,500,000	\$0
Project Tasks	PRP SO 04	Preservation	-	-	-	-	-	-	-
Construction		-	15,000,000	15,000,000	15,000,000	-	45,000,000	45,000,000	-
Total Project Cost		-	\$15,000,000	\$15,000,000	\$15,000,000	-	\$45,000,000	\$45,000,000	\$0
Project Tasks	PULASKI ROAD	Modernization	-	-	-	-	-	-	-
Design Engineering		-	500,000	500,000	-	-	1,000,000	1,000,000	-
Total Project Cost		-	\$500,000	\$500,000	-	-	\$1,000,000	\$1,000,000	\$0
Project Tasks	PULASKI ROAD 16-W4312-00-EG	Modernization	-	-	-	-	-	-	-
Planning & Prelim. Engineering		850,000	-	-	-	-	850,000	850,000	-
Total Project Cost		\$850,000	-	-	-	-	\$850,000	\$850,000	\$0
Project Tasks	QUENTIN ROAD 00-V6256-09-RP	Modernization	-	-	-	-	-	-	-
Planning & Prelim. Engineering		257,075	-	-	-	-	257,075	257,075	-
Design Engineering		-	2,012,500	2,012,500	-	-	4,025,000	4,025,000	-
Right-of-Way		-	-	-	960,000	-	960,000	960,000	-
Construction		-	-	-	-	15,000,000	15,000,000	15,000,000	-
Total Project Cost		\$257,075	\$2,012,500	\$2,012,500	\$960,000	\$15,000,000	\$20,242,075	\$20,242,075	\$0
Project Tasks	RIVERSIDE DRIVE IMPROVEMENT 21-CALC1-00-PV	Modernization	-	-	-	-	-	-	-
Construction		591,133	-	-	-	-	591,133	591,133	-
Total Project Cost		\$591,133	-	-	-	-	\$591,133	\$591,133	\$0
Project Tasks	ROBERTS ROAD 20-W3216-00-PV	Modernization	-	-	-	-	-	-	-
Design Engineering		34,000	-	-	-	-	34,000	34,000	-
Construction		770,000	-	-	-	-	770,000	770,000	-
Total Project Cost		\$804,000	-	-	-	-	\$804,000	\$804,000	\$0
Project Tasks	ROBERTS ROAD DRAINAGE IMPROVEMENTS	Preservation	-	-	-	-	-	-	-
Construction		500,000	-	-	-	-	500,000	500,000	-
Total Project Cost		\$500,000	-	-	-	-	\$500,000	\$500,000	\$0
Project Tasks	ROSELLE ROAD BRIDGE	Modernization	-	-	-	-	-	-	-
Construction		4,600,000	-	-	-	-	4,600,000	4,600,000	-
Total Project Cost		\$4,600,000	-	-	-	-	\$4,600,000	\$4,600,000	\$0
Project Tasks	SAFE TRAVEL FOR ALL ROADMAP	Modernization	-	-	-	-	-	-	-
Planning & Prelim. Engineering		77,500	-	-	-	-	77,500	77,500	-
Total Project Cost		\$77,500	-	-	-	-	\$77,500	\$77,500	\$0
Project Tasks	SANDERS ROAD 21-W2444-00-PV	Preservation	-	-	-	-	-	-	-
Design Engineering		288,528	143,844	-	-	-	432,372	432,372	-
Right-of-Way		148,320	-	-	-	-	148,320	148,320	-
Construction		10,699,715	3,514,033	-	-	-	14,213,748	14,056,131	157,617
Total Project Cost		\$11,136,563	\$3,657,877	-	-	-	\$14,794,440	\$14,636,823	\$157,617
Project Tasks	SAUK TRAIL 21-C1131-00-PV	Modernization	-	-	-	-	-	-	-
Planning & Prelim. Engineering		500,000	-	-	-	-	500,000	500,000	-
Design Engineering		650,000	650,000	-	-	-	1,300,000	1,300,000	-
Construction		-	-	3,737,500	3,737,500	-	7,475,000	7,475,000	-
Total Project Cost		\$1,150,000	\$650,000	\$3,737,500	\$3,737,500	-	\$9,275,000	\$9,275,000	\$0
Project Tasks	SHOE FACTORY ROAD 06-A6202-01-EG	Modernization	-	-	-	-	-	-	-
Design Engineering		28,017	-	-	-	-	28,017	28,017	-
Right-of-Way		750,000	-	-	-	-	750,000	750,000	-
Total Project Cost		\$778,017	-	-	-	-	\$778,017	\$778,017	\$0
Project Tasks	SHOE FACTORY ROAD 16-A6202-00-PV	Modernization	-	-	-	-	-	-	-
Construction		18,073,657	4,626,539	-	-	-	22,700,196	18,096,931	4,603,265
Total Project Cost		\$18,073,657	\$4,626,539	-	-	-	\$22,700,196	\$18,096,931	\$4,603,265
Project Tasks	SHOE FACTORY ROAD CULVERT	Modernization	-	-	-	-	-	-	-
Construction		611,200	-	-	-	-	611,200	611,200	-
Total Project Cost		\$611,200	-	-	-	-	\$611,200	\$611,200	\$0
Project Tasks	SKOKIE VALLEY TRAIL 18-SVTEX-00-BT	Expansion	-	-	-	-	-	-	-

COOK COUNTY DEPARTMENT OF TRANSPORTATION AND HIGHWAYS FY2025-FY2029 CAPITAL PROJECTS

Project Name	Primary Work Type	FY2025	FY2026	FY2027	FY2028	FY2029	Est. Total Cost	County Funding	Outside Funding
Total Project Cost		\$2,100,000	\$1,400,000	\$500,000	-	-	\$4,000,000	\$4,000,000	\$0
Project Tasks	VARIOUS DESIGN ENG SERVICES #5	Modernization	-	-	-	-	-	-	-
Design Engineering		-	1,500,000	2,000,000	750,000	750,000	5,000,000	5,000,000	-
Total Project Cost		\$1,500,000	\$2,000,000	\$750,000	\$750,000	\$5,000,000	\$5,000,000	\$0	
Project Tasks	VARIOUS DESIGN ENG SERVICES #6	Modernization	-	-	-	-	-	-	-
Design Engineering		-	1,500,000	2,000,000	750,000	750,000	5,000,000	5,000,000	-
Total Project Cost		\$1,500,000	\$2,000,000	\$750,000	\$750,000	\$5,000,000	\$5,000,000	\$0	
Project Tasks	VARIOUS DRAINAGE ENG SERVICES 19-6VDES-00-EG	Modernization	-	-	-	-	-	-	-
Design Engineering		300,000	150,000	-	-	-	450,000	450,000	-
Total Project Cost		\$300,000	\$150,000	-	-	-	\$450,000	\$450,000	\$0
Project Tasks	VARIOUS DRAINAGE ENG SERVICES 2026-2029	Modernization	-	-	-	-	-	-	-
Design Engineering		-	150,000	300,000	300,000	150,000	900,000	900,000	-
Total Project Cost		\$150,000	\$300,000	\$300,000	\$300,000	\$150,000	\$900,000	\$900,000	\$0
Project Tasks	VARIOUS GEOTECHNICAL ENG SERVICES 22-6SOIL-00-ES	Modernization	-	-	-	-	-	-	-
Design Engineering		200,000	200,000	150,000	-	-	550,000	550,000	-
Total Project Cost		\$200,000	\$200,000	\$150,000	-	-	\$550,000	\$550,000	\$0
Project Tasks	VARIOUS MATERIAL TESTING SERVICES (2024-2027)	Modernization	-	-	-	-	-	-	-
Construction		833,333	833,333	416,667	208,334	208,334	2,500,000	2,500,000	-
Total Project Cost		\$833,333	\$833,333	\$416,667	\$208,334	\$208,334	\$2,500,000	\$2,500,000	\$0
Project Tasks	VARIOUS PLANNING SERVICES #1 21-8PLAN-00-ES	Modernization	-	-	-	-	-	-	-
Planning & Prelim. Engineering		1,728,776	-	-	-	-	1,728,776	1,728,776	-
Total Project Cost		\$1,728,776	-	-	-	-	\$1,728,776	\$1,728,776	\$0
Project Tasks	VARIOUS PLANNING SERVICES # 2 21-8PLAN-01-ES	Modernization	-	-	-	-	-	-	-
Planning & Prelim. Engineering		1,342,608	-	-	-	-	1,342,608	1,342,608	-
Total Project Cost		\$1,342,608	-	-	-	-	\$1,342,608	\$1,342,608	\$0
Project Tasks	VARIOUS PLANNING SERVICES #3 2026-2029	Modernization	-	-	-	-	-	-	-
Planning & Prelim. Engineering		-	750,000	750,000	750,000	750,000	3,000,000	3,000,000	-
Total Project Cost		-	\$750,000	\$750,000	\$750,000	\$750,000	\$3,000,000	\$3,000,000	\$0
Project Tasks	VARIOUS PRELIMINARY AND DESIGN ENG. SERVICES FOR PAVEMENT REHAS PROJECTS 23-PEDES-00-EG	Modernization	-	-	-	-	-	-	-
Design Engineering		1,500,000	1,500,000	1,000,000	-	-	4,000,000	4,000,000	-
Total Project Cost		\$1,500,000	\$1,500,000	\$1,000,000	-	-	\$4,000,000	\$4,000,000	\$0
Project Tasks	VARIOUS PRELIMINARY ENG SERVICES #1 18-6PESV-00-ES	Modernization	-	-	-	-	-	-	-
Planning & Prelim. Engineering		2,300,000	-	-	-	-	2,300,000	2,300,000	-
Total Project Cost		\$2,300,000	-	-	-	-	\$2,300,000	\$2,300,000	\$0
Project Tasks	VARIOUS PRELIMINARY ENG SERVICES #2 18-6PESV-01-ES	Modernization	-	-	-	-	-	-	-
Planning & Prelim. Engineering		1,900,000	-	-	-	-	1,900,000	1,900,000	-
Total Project Cost		\$1,900,000	-	-	-	-	\$1,900,000	\$1,900,000	\$0
Project Tasks	VARIOUS PRELIMINARY ENG SERVICES #3 18-6PESV-02-ES	Modernization	-	-	-	-	-	-	-
Planning & Prelim. Engineering		2,300,000	-	-	-	-	2,300,000	2,300,000	-
Total Project Cost		\$2,300,000	-	-	-	-	\$2,300,000	\$2,300,000	\$0
Project Tasks	VARIOUS PRELIMINARY ENG SERVICES #4 (2026-2029)	Modernization	-	-	-	-	-	-	-
Planning & Prelim. Engineering		-	3,000,000	3,000,000	1,500,000	1,500,000	9,000,000	9,000,000	-
Total Project Cost		-	\$3,000,000	\$3,000,000	\$1,500,000	\$1,500,000	\$9,000,000	\$9,000,000	\$0
Project Tasks	VARIOUS SYSTEMWIDE ROADWAY PAVEMENT ASSET MANAGEMENT SERVICES	Modernization	-	-	-	-	-	-	-
Design Engineering		300,000	-	-	-	-	300,000	300,000	-
Total Project Cost		\$300,000	-	-	-	-	\$300,000	\$300,000	\$0
Project Tasks	VARIOUS TRAFFIC ENG SERVICES #1 19-TCIDS-00-ES	Modernization	-	-	-	-	-	-	-
Planning & Prelim. Engineering		600,000	-	-	-	-	600,000	600,000	-
Total Project Cost		\$600,000	-	-	-	-	\$600,000	\$600,000	\$0
Project Tasks	VARIOUS TRAFFIC ENG SERVICES #2 (FUTURE YRS)	Modernization	-	-	-	-	-	-	-
Planning & Prelim. Engineering		300,000	600,000	600,000	400,000	400,000	2,300,000	2,300,000	-
Total Project Cost		\$300,000	\$600,000	\$600,000	\$400,000	\$400,000	\$2,300,000	\$2,300,000	\$0
Project Tasks	VARIOUS TRAFFIC SIGNAL SYSTEMS AND ELECTRICAL DESIGN SERVICES (TSSEDS) 20-8TSDS-00-ES	Modernization	-	-	-	-	-	-	-
Design Engineering		600,000	600,000	150,000	-	-	1,350,000	1,350,000	-
Total Project Cost		\$600,000	\$600,000	\$150,000	-	-	\$1,350,000	\$1,350,000	\$0
Project Tasks	VARIOUS TRAFFIC SIGNAL SYSTEMS AND ELECTRICAL DESIGN SERVICES (TSSEDS) (FUTURE YRS)	Modernization	-	-	-	-	-	-	-
Design Engineering		-	-	450,000	600,000	600,000	1,650,000	1,650,000	-
Total Project Cost		-	-	\$450,000	\$600,000	\$600,000	\$1,650,000	\$1,650,000	\$0
Project Tasks	ARPA Stormwater Management	Modernization	-	-	-	-	-	-	-
Planning & Prelim. Engineering		75,532	-	-	-	-	75,532	75,532	-
Total Project Cost		\$75,532	-	-	-	-	\$75,532	\$75,532	\$0
Project Tasks	VOLLMER ROAD 14-B6630-03-ES	Modernization	-	-	-	-	-	-	-
Planning & Prelim. Engineering		750,000	350,000	-	-	-	1,100,000	1,100,000	-
Design Engineering		-	-	750,000	375,000	375,000	1,500,000	1,500,000	-
Total Project Cost		\$750,000	\$350,000	\$750,000	\$375,000	\$375,000	\$2,600,000	\$2,600,000	\$0

COOK COUNTY DEPARTMENT OF TRANSPORTATION AND HIGHWAYS FY2025-FY2029 CAPITAL PROJECTS

	Project Name	Primary Work Type	FY2025	FY2026	FY2027	FY2028	FY2029	Est. Total Cost	County Funding	Outside Funding
Project Tasks	WEST COOK RAIL SAFETY IMPROVEMENT PROJECT	Modernization	-	-	-	-	-	-	-	-
	Design Engineering		170,000	-	-	-	-	170,000	34,000	136,000
	Construction		2,943,000	-	-	-	-	2,943,000	327,000	2,616,000
Total Project Cost			\$3,113,000	-	-	-	-	\$3,113,000	\$361,000	\$2,752,000
Project Tasks	WILLOW ROAD	Modernization	-	-	-	-	-	-	-	-
	Construction		2,100,000	-	-	-	-	2,100,000	2,100,000	-
Total Project Cost			\$2,100,000	-	-	-	-	\$2,100,000	\$2,100,000	\$0
Project Tasks	WOLF ROAD 20-W2221-00-EG	Modernization	-	-	-	-	-	-	-	-
	Planning & Prelim. Engineering		900,000	-	-	-	-	900,000	900,000	-
	Design Engineering		-	550,000	1,000,000	500,000	-	2,050,000	2,050,000	-
Total Project Cost			\$900,000	\$550,000	\$1,000,000	\$500,000	-	\$2,950,000	\$2,950,000	\$0
Total - Projects			\$474,030,138	\$297,664,454	\$246,487,269	\$129,036,331	\$51,049,750	\$1,198,267,941	\$991,895,730	\$206,372,211
			FY2025	FY2026	FY2027	FY2028	FY2029	Est. Total Cost	County Funding	Outside Funding
			474,030,138	297,664,454	246,487,269	129,036,331	51,049,750	1,198,267,941	991,895,730	206,372,211
Total - Capitalizable			\$222,920,810	\$168,339,259	\$149,913,878	\$84,143,992	\$19,007,158	\$644,325,098	\$618,930,346	\$25,394,752
Total - Non-Capitalizable			\$251,109,328	\$129,325,195	\$96,573,390	\$44,892,339	\$32,042,592	\$553,942,843	\$372,965,384	\$180,977,459

FY2025 CAPITAL EQUIPMENT PROJECTS BY BUREAU

Debt Proceeds

	Project Title	Project Type	Adopted
1021-Office of the Chief Financial Officer	CFO Vehicle Equipment Reserve	Vehicle Purchase	11,410,000
	001 CFO FY24 IT Reserve	IT and Telecommunications	1,054,954
	CFO FY25 IT Reserve	IT and Telecommunications	2,400,000
	CFO FY25 Medical Reserve	Medical and Lab Equipment	500,000
	CFO FY25 Fixed Plant Reserve	Fixed Plant or Institutional Equipment	550,000
	CFO FY25 Furniture Reserve	Furniture Not Under CIP	250,000
	CFO FY25 Vehicle Reserve	Vehicle Purchase	550,000
Total Project Request - Debt Proceeds for 1076-Chief Financial Officer			\$16,714,954
1009-Enterprise Technology	ESB/CW Data Intergration	IT and Telecommunications	908,322
	GIS IPTS	IT and Telecommunications	4,860,000
	218 Enterp Identity Access	IT and Telecommunications	3,600,000
	149 Disaster Recovery- B	IT and Telecommunications	14,422,822
	088 ERP Intgrtd Enhnc	IT and Telecommunications	525,000
	079 1009-New Project-SAN	IT and Telecommunications	845,303
	080 1009-New Project-DMZ	IT and Telecommunications	846,788
	081 1009-New Project-Dat	IT and Telecommunications	1,032,362
	112 1009-New Project-EBS	IT and Telecommunications	500,000
	168 File Storage Consolidation	IT and Telecommunications	800,000
	193 ITSM Tool Upgrade	IT and Telecommunications	1,161,000
	091 Project New Frontier	IT and Telecommunications	2,917,000
	105 Countywide IVR Mitig	IT and Telecommunications	870,307
	136 Enterprise Data Ware	IT and Telecommunications	1,300,000
	ADA Project	IT and Telecommunications	3,000,000
Total Project Request - Debt Proceeds for 1105-Chief Information Officer			\$37,588,904
1011-Office of Chief Admin Officer	057 Inkjet Envelope Printer	IT and Telecommunications	75,000
1161-Department of Environment & Sustainability	027 Air Monitoring Shelter	Fixed Plant or Institutional Equipment	231,780
	028 SO2 Monitor	Fixed Plant or Institutional Equipment	13,000
	029 Ozone Monitors	Fixed Plant or Institutional Equipment	32,000
	031 PM 2.5 Monitors (T640s)	Fixed Plant or Institutional Equipment	180,000
	032 OnBase Enhancements	IT and Telecommunications	273,664
	Speciation Monitors	Medical and Lab Equipment	30,000
	Audio Visual System (Microsoft Teams Room)	IT and Telecommunications	25,000
	ICP-AES Metals Analyzer	Medical and Lab Equipment	130,000
	037 FY 2021 Road Service	Vehicle Purchase	32,919
1500-County Highway Department	043 FY 2021 Pavement Rollers	Fixed Plant or Institutional Equipment	180,010
	044 FY 2021 Asphalt Spreaders	Fixed Plant or Institutional Equipment	64,276
	066 FY 2022 Sport Utilit	Vehicle Purchase	130,046
	142 FY 2022 Snow Fighter	Fixed Plant or Institutional Equipment	972,552
	166 FY 2022 Low Boy Tractor Truck with 20 Ton Dump Trailer	Fixed Plant or Institutional Equipment	720,015
	167 FY 2022 Gradall Trencher	Fixed Plant or Institutional Equipment	950,000
	101 FY23 Crack Fill Machine	Fixed Plant or Institutional Equipment	150,000
	106 FY23 Wood Chippers	Fixed Plant or Institutional Equipment	300,000
	107 FY23 Weed Spray Apparatus	Fixed Plant or Institutional Equipment	300,000
	108 FY23 Asphalt Spreader	Fixed Plant or Institutional Equipment	250,000

FY2025 CAPITAL EQUIPMENT PROJECTS BY BUREAU

Debt Proceeds

	Project Title	Project Type	Adopted
1265-Cook County Department of Emergency Management & Regional Security	109 FY23 24 Inch Asphalt	Fixed Plant or Institutional Equipment	169,074
	018 Stake Bed Delivery Truck	Fixed Plant or Institutional Equipment	300,000
	019 Snow Fighters	Fixed Plant or Institutional Equipment	1,425,000
	020 Crew Cab Dump Trucks	Fixed Plant or Institutional Equipment	300,000
	022 Vactor Storm Drain Cleaner	Fixed Plant or Institutional Equipment	650,000
	023 Tractor Mowers with Attachments	Fixed Plant or Institutional Equipment	960,000
	024 Crash Attenuator TMA	Fixed Plant or Institutional Equipment	320,000
	025 Arrow Boards	Fixed Plant or Institutional Equipment	200,000
	035 FY24 Maintenance Furniture - Task Chairs	Furniture Not Under CIP	20,222
	036 FY24 Maintenance Furniture - Side Chairs	Furniture Not Under CIP	22,986
	FY2025 STAKE BED DELIVERY TRUCKS	Vehicle Purchase	150,000
	FY2025 WATER TRUCKS (3000 GALLONS)	Fixed Plant or Institutional Equipment	175,000
	FY2025 WHEEL LOADER ATTACHMENTS	Fixed Plant or Institutional Equipment	75,000
	FY20205 ASPHALT RECYCLER	Fixed Plant or Institutional Equipment	126,000
	096 Diesel Fuel Truck	Vehicle Purchase	135,000
	095 Pumps	Fixed Plant or Institutional Equipment	128,000
	EOC Video Wall (Christie Wall) Update	Fixed Plant or Institutional Equipment	165,000
Total Project Request - Debt Proceeds for 1115-Chief Administrative Officer			\$10,361,544
1200-Department of Facilities & Management	Replace parking lot lights - Markham	Fixed Plant or Institutional Equipment	13,770
	Toyota Fork Lift - Hawthorne Warehouse	Fixed Plant or Institutional Equipment	34,947
	Chushman and taylor dunn	Fixed Plant or Institutional Equipment	11,000
	Floor Scrubber - Balling	Fixed Plant or Institutional Equipment	7,697
	Storm and Sanitary Ejectors - Div. 9	Fixed Plant or Institutional Equipment	37,900
	Air Compressor - Balling	Fixed Plant or Institutional Equipment	23,190
	3 -Power Sanding Vacuums - JTDC	Fixed Plant or Institutional Equipment	6,801
	Century Motors - Balling	Fixed Plant or Institutional Equipment	25,378
	New Building Air Compressor - Skokie Courthouse	Fixed Plant or Institutional Equipment	17,548
	Lift - Balling - DOC	Fixed Plant or Institutional Equipment	28,341
	Air Compressor & Dryers	Fixed Plant or Institutional Equipment	59,662
	Domestic Water Booster Systems -Div 5 and Div 6	Fixed Plant or Institutional Equipment	162,849
	Water Return Valves	Fixed Plant or Institutional Equipment	39,138
	AHU valves	Fixed Plant or Institutional Equipment	36,883
	Rotary Screw Compressor	Fixed Plant or Institutional Equipment	24,680
	E-Fan Coils	Fixed Plant or Institutional Equipment	28,198
	Air compressor - Broomfield	Fixed Plant or Institutional Equipment	27,940
	Installation of New IP Camera system - Rockwell Warehouse	Fixed Plant or Institutional Equipment	83,904
	Chiller Cleaner - JTDC	Fixed Plant or Institutional Equipment	7,765
	Motors & Pulleys for Exhaust Fans - JTDC	Fixed Plant or Institutional Equipment	23,328
	4 Tennant Heavy Duty Ride On Sweeper/Scrubbers	Fixed Plant or Institutional Equipment	82,267
	Scissors Lift - Skokie Courthouse and Powerhouse	Fixed Plant or Institutional Equipment	33,507
	Duplex Storm pump & Duplex Sewer Pump - Rolling Meadows	Fixed Plant or Institutional Equipment	31,630
	Water Heater -Markham Courthouse	Fixed Plant or Institutional Equipment	31,858
	Storm, Ejectors & Sewageage Pumps - Skokie & Markham	Fixed Plant or Institutional Equipment	75,360
	Replace Air Compressor - Maywood	Fixed Plant or Institutional Equipment	11,740
	Install Solar Power Retrofit Kits - Maywood	Fixed Plant or Institutional Equipment	14,148

FY2025 CAPITAL EQUIPMENT PROJECTS BY BUREAU

Debt Proceeds

	Project Title	Project Type	Adopted
1031-Office of Asset Management	Replace Bucket MCC Panels-Maywood	Fixed Plant or Institutional Equipment	31,680
	Electrical Panels Timers- Maywood	Fixed Plant or Institutional Equipment	6,126
	New Replacement Boiler JTDC	Fixed Plant or Institutional Equipment	82,000
	081 Asset Management System	IT and Telecommunications	2,129,371
	148 County Building ADA Modernization Furniture	Furniture Not Under CIP	2,900,000
	214 CCSAO Rockwell Intake High Density Mobile Shelving	Furniture Not Under CIP	60,640
	028 SAO Bridgeview Courthouse Furniture	Furniture Not Under CIP	200,000
	029 SAO Rolling Meadows Courthouse Furniture	Furniture Not Under CIP	200,000
	031 SAO Maywood Reception Furniture	Furniture Not Under CIP	25,000
	032 SAO Skokie Courthouse Furniture	Furniture Not Under CIP	60,000
	034 SAO Reception and Library Space Remodel - 3rd and 5th Floor Daley	Furniture Not Under CIP	50,000
	243 Office Furniture and Carpet Upgrade/Installation	Furniture Not Under CIP	56,277
	142 Harrison Square Reconfiguration - Furniture	Furniture Not Under CIP	485,000
	145 Harrison Square Reconfiguration - AV	IT and Telecommunications	44,000
	146 Provident Stabilization Center - Furniture	Furniture Not Under CIP	82,000
	147 Provident Stabilization Center - AV	IT and Telecommunications	36,000
	149 Marriage Court Renovation Furniture	Furniture Not Under CIP	45,000
	Modesty and Privacy Panels	Furniture Not Under CIP	8,200
	Stroger Cardiology Upgrades - Furniture	Furniture Not Under CIP	140,000
	Stroger Cardiology Upgrades – AV	IT and Telecommunications	22,100
	Stroger Emergency Department Expansion - Furniture	Furniture Not Under CIP	274,000
	Stroger Emergency Department Expansion – AV	IT and Telecommunications	53,000
Total Project Request - Debt Proceeds for 1140-Chief of Asset Management			\$7,971,823
1070-County Auditor	015 1070 - Conference Room	IT and Telecommunications	10,362
Total Project Request - Debt Proceeds for 1155-County Auditor			\$10,362
1260-Public Defender	247 1260 - FY24 Furnitur	Furniture Not Under CIP	60,000
	PD New Case Management System	IT and Telecommunications	1,000,000
Total Project Request - Debt Proceeds for 1126-Public Defender			\$1,060,000
1050-Board of Review	Board of Review Comparable Tool Integration Project	IT and Telecommunications	90,000
Total Project Request - Debt Proceeds for 1276-Board of Review			\$90,000
1110-County Clerk	090 Tax Services	IT and Telecommunications	397,517
Total Project Request - Debt Proceeds for 1352-County Clerk			\$397,517
1214-Sheriff's Administration And Human Resources	025 High Miles Vehicle Replacement	Vehicle Purchase	100,289
	Tower Equipment - Sheriff	Fixed Plant or Institutional Equipment	564,431
	Radio Tower Equipment - FY23	Fixed Plant or Institutional Equipment	5,277,281
	090 Vehicle Lift Equipme	Fixed Plant or Institutional Equipment	60,338
	035 1214-High Miles Vehicle Replacement	Vehicle Purchase	589,990
1217-Sheriff's Information Technology	Purchase of Watercraft	Vehicle Purchase	24,000
	SQL Server Hardware Replacement	IT and Telecommunications	165,000
	122 Virtual Training	IT and Telecommunications	187,700
1239-Department of Corrections	116 Floor Scrubbers	Fixed Plant or Institutional Equipment	47,500
	117 Smith Detection Body	Fixed Plant or Institutional Equipment	600,000

FY2025 CAPITAL EQUIPMENT PROJECTS BY BUREAU

Debt Proceeds

	Project Title	Project Type	Adopted
1230-Court Services Division	048 DOC Kitchen Ovens	Fixed Plant or Institutional Equipment	197,500
	241 1239 FY24 Radio Repl	Fixed Plant or Institutional Equipment	431,680
	DOC Pulper	Fixed Plant or Institutional Equipment	85,000
	X Ray Machines	Fixed Plant or Institutional Equipment	88,308
	Floor Scrubbers	Fixed Plant or Institutional Equipment	47,500
	Laundry Equipment	Fixed Plant or Institutional Equipment	204,000
	Commercial Riding Mowers	Fixed Plant or Institutional Equipment	13,000
	Bodyscan Machines	Fixed Plant or Institutional Equipment	170,000
	108 Entry Screening Equipment	Fixed Plant or Institutional Equipment	267,405
	240 1230 FY24 Radio Repl	Fixed Plant or Institutional Equipment	258,000
1231-Police Department	Motorola Service Contract	Fixed Plant or Institutional Equipment	1,630,589
	239 1231 FY24 Radio Repl	Fixed Plant or Institutional Equipment	307,649
1232-Community Corrections Department	238 1232 FY24 Radio Repl	Fixed Plant or Institutional Equipment	265,755
Total Project Request - Debt Proceeds for 1427-Sheriff			\$11,582,915
1280-Adult Probation Dept.	167 280 Vehicles	Vehicle Purchase	23,999
	237 1280.cFiveCMS	IT and Telecommunications	677,838
1305-Public Guardian	1305-Furniture Request	Furniture Not Under CIP	31,310
1326-Juvenile Probation	Juvenile EMS(JEMS)	IT and Telecommunications	466,694
	1326_Furniture Request_FY2025	Furniture Not Under CIP	54,995
1300-Judiciary	Courtroom Chairs and Office Furnishings	Furniture Not Under CIP	101,810
	Remote Access Room Workstations	Furniture Not Under CIP	46,917
1440-Juvenile Temporary Detention Center	140 JTDC Video Camera Project	Fixed Plant or Institutional Equipment	2,729,621
	012 JTDC Burnisher and Scrubber	Fixed Plant or Institutional Equipment	42,227
	030 JTDC X-Ray Inspection	Fixed Plant or Institutional Equipment	56,906
	JTDC Washing Machine	Fixed Plant or Institutional Equipment	16,619
	JTDC Freezer Door Replacement	Fixed Plant or Institutional Equipment	20,280
Total Project Request - Debt Proceeds for 1478-Chief Judge			\$4,269,216
1335-Clerk of the Circuit Court Office of the Clerk	017 CTTV Camera System R	IT and Telecommunications	400,000
Total Project Request - Debt Proceeds for 1503-Clerk of the Circuit Court			\$400,000
4897-Stroger Hospital of Cook County	Stroger Hospital Project	Medical and Lab Equipment	10,200,000
Total Project Request - Debt Proceeds for 4020-Cook County Health & Hospital Systems Board			\$10,200,000
1250-State's Attorney	206 SAO Case Managment Syst	IT and Telecommunications	2,021,080
	157 Community Justice Center	Furniture Not Under CIP	42,000
	187 Civil Case Management System	IT and Telecommunications	50,000
	SAO Chair Replacement	Furniture Not Under CIP	92,953
	SAO 26th Street & District Library Remodel	Furniture Not Under CIP	1,000,000
Total Project Request - Debt Proceeds for 1453-State's Attorney			\$3,206,033
Total Project Requests Funded by Debt Proceeds for All Departments			\$103,853,268

FY2025 CAPITAL EQUIPMENT PROJECTS BY BUREAU

Special Purpose Fund

	Project Title	Project Type	Adopted
1021-Office of the Chief Financial Officer	002 CFO FY24 Vehicle Reserve	Vehicle Purchase	298,560
	003 CFO FY24 Medical Reserve	Fixed Plant or Institutional Equipment	408,000
	004 CFO FY24 Furniture Reserve	Furniture Not Under CIP	236,638
	005 CFO FY24 Fixed Plant Reserve	Fixed Plant or Institutional Equipment	550,000
	Total Project Request - Special Purpose Fund for 1076-Chief Financial Officer		\$1,493,198
1009-Enterprise Technology	Oak Forest Data Center Provisioning	IT and Telecommunications	2,400,000
	1009 OUP FY25 IT Refresh	IT and Telecommunications	2,549,140
	61161-ARPA - CFSN Expansion	IT and Telecommunications	1,226,580.60
	61161-ARPA - CFSN Expansion	IT and Telecommunications	851,545.40
	62742-ARPA - Community Defense Center	IT and Telecommunications	132,000.00
	214 Network & Computer E	IT and Telecommunications	4,920,000
	075 ERP Consultants	IT and Telecommunications	2,225,293
	140 Multi-Aerial Data Co	IT and Telecommunications	350,000
	088 ERP Intgrtd Enhnc	IT and Telecommunications	820,000
	117 1009-New Project-Coo	IT and Telecommunications	1,500,000
	OUP New Hire Equipment - FY23	IT and Telecommunications	613,528
	048 Cyber Attack Detecti	IT and Telecommunications	541,421
	080 GIS PINMAP 3.0	IT and Telecommunications	1,300,000
	081 Hyperspectral Data C	IT and Telecommunications	1,500,000
	082 Ortho/Oblique Aerial	IT and Telecommunications	1,500,000
	220 1009 FY24 IT Refresh	IT and Telecommunications	138,195
	Total Project Request - Special Purpose Fund for 1105-Chief Information Officer		\$22,567,703
1011-Office of Chief Admin Officer	067 FY2024 - OUP Vehicle	Vehicle Purchase	268,532
	138 Studio and Field Broadcast Equipment	IT and Telecommunications	102,000
1259-Medical Examiner	1259 FY23 IT Refresh	IT and Telecommunications	59,089
	Vacuum Tissue Processor	Medical and Lab Equipment	123,444
1500-County Highway Department	021 F-250 Pickup Trucks	Vehicle Purchase	130,000
1510-Animal Control Department	FY2025 Animal Control Vehicle Request	Vehicle Purchase	145,000
	121 Customize Module for F350 Truck	Fixed Plant or Institutional Equipment	25,000
	272 Customized Animal Impound Modules	Fixed Plant or Institutional Equipment	40,000
	1510-FY23 Vehicle Replacement	Vehicle Purchase	52,400
	007 Customized Modules	Fixed Plant or Institutional Equipment	89,622
	153 Animal Control Case Mgmt Application	IT and Telecommunications	1,880,000
	155 1510 - FY24 Office Furniture Replacement	Furniture Not Under CIP	55,904
	26848 FY2024 Animal Control	Fixed Plant or Institutional Equipment	25,000
	26850 FY2024 Animal Control	Fixed Plant or Institutional Equipment	20,000
	Customized Impoundment Caging Modules (2)	Fixed Plant or Institutional Equipment	96,000
	Sundowner Bumper Trailer	Fixed Plant or Institutional Equipment	35,000
	Total Project Request - Special Purpose Fund for 1115-Chief Administrative Officer		\$3,146,991
1040-County Assessor	FY2025 Computer Equipment Refresh	IT and Telecommunications	703,800
	143 1040 - FY24 Vehicle	Vehicle Purchase	62,500

FY2025 CAPITAL EQUIPMENT PROJECTS BY BUREAU

Special Purpose Fund

	Project Title	Project Type	Adopted
Total Project Request - Special Purpose Fund for 1251-Assessor			\$766,300
1050-Board of Review	FY25 Board of Review IT Refresh	IT and Telecommunications	98,900
Total Project Request - Special Purpose Fund for 1276-Board of Review			\$98,900
1060-County Treasurer	111 Furniture Replacement	Furniture Not Under CIP	350,000
	1060 IT Replacement - FY25	IT and Telecommunications	106,000
	1060 Data Storage - FY25	IT and Telecommunications	637,350
Total Project Request - Special Purpose Fund for 1301-Treasurer			\$1,093,350
1080-Office of the Independent Inspector General	FY25 Inspector General IT Refresh	IT and Telecommunications	23,000
Total Project Request - Special Purpose Fund for 1327-Inspector General			\$23,000
1110-County Clerk	Vital Records-Printer	IT and Telecommunications	152,582
	162 Disaster Recovery System	IT and Telecommunications	400,000
	165 Election GIS Intergratopm	IT and Telecommunications	1,600,000
	169 County Clerk Recording System - Phase 2	IT and Telecommunications	210,000
	193 1110 - FY24 Vehicle	Vehicle Purchase	62,500
	200 1110 - Security Cameras	IT and Telecommunications	14,360
	Data Backup Equipment	IT and Telecommunications	60,000
	Election RT Replacement Equipment	IT and Telecommunications	150,000
	Office-Wide Equipment Refresh	IT and Telecommunications	1,099,886
	ROD-BVR-TSD Replacement Equipment	IT and Telecommunications	195,000
	Election GIS-Voter Registration (VR)	IT and Telecommunications	2,050,000
Total Project Request - Special Purpose Fund for 1352-County Clerk			\$5,994,328
1214-Sheriff's Administration And Human Resources	085 1214 - FY24 Vehicle	Vehicle Purchase	579,319
	087 1214 - FY24 Aftermar	Fixed Plant or Institutional Equipment	332,800
1217-Sheriff's Information Technology	Desktop and Laptop Refresh	IT and Telecommunications	8,818,200
	095 Zebra Printers - FY2	IT and Telecommunications	6,084
	097 Sheriff FY24 Desktop	IT and Telecommunications	7,246
	099 Rugged Modems - FY24	IT and Telecommunications	36,992
	100 Server Refresh - FY2	IT and Telecommunications	40,540
	103 CABS Identification	IT and Telecommunications	432,000
	107 FARO Replacement	IT and Telecommunications	9,394
1210-Office of the Sheriff	ETSB FY23 Vehicle Replacement	Vehicle Purchase	117,508
Total Project Request - Special Purpose Fund for 1427-Sheriff			\$10,380,083
1280-Adult Probation Department	197 1280 - FY24 Vehicle	Vehicle Purchase	477,000
1305-Public Guardian	164 Dept 1305_ Juvenile	IT and Telecommunications	426,035
1326-Juvenile Probation	Juvenile EMS(JEMS)	IT and Telecommunications	615,878
	068 1326 - FY24 Vehicle	Vehicle Purchase	157,700
1310-Office of the Chief Judge	059 1310 - FY24 Vehicle	Vehicle Purchase	62,500
	Computer Refresh	IT and Telecommunications	4,857,754
Total Project Request - Special Purpose Fund for 1478-Chief Judge			\$6,596,867

FY2025 CAPITAL EQUIPMENT PROJECTS BY BUREAU

Special Purpose Fund

	Project Title	Project Type	Adopted
1335-Clerk of the Circuit Court Office of the Clerk	006 1335 - FY24 IT Refresh	IT and Telecommunications	360,946
	008 HPE StoreOnce 5260 B	IT and Telecommunications	412,036
	End of Life Hardware Refresh (PC to Laptop)	IT and Telecommunications	2,109,100
Total Project Request - Special Purpose Fund for 1503-Clerk of the Circuit Court			\$2,882,082
1586-Land Bank Authority Total	FY25 Land Bank IT Refresh	IT and Telecommunications	25,300
Total Project Request - Special Purpose Fund for 1586-Land Bank Authority			\$25,300
1390-Public Administrator	FY25 Public Administrator IT Request	IT and Telecommunications	36,800
Total Project Request - Special Purpose Fund for 1536-Public Administrator			\$36,800
4890-Bureau of Health	Commercial Fridge and Freezer	Fixed Plant or Institutional Equipment	75,100
4895-Department of Public Health	Vending Machine for Naloxone	Fixed Plant or Institutional Equipment	63,596
Total Project Request - Special Purpose Fund for 4020-Cook County Health & Hospital Systems Board			\$138,696
1250-State's Attorney	264 Forensic IT Equipment	IT and Telecommunications	49,114
	034 1250 - FY24 Vehicle	Vehicle Purchase	841,636
	SAO Laptop/Desktop/Monitor Refresh	IT and Telecommunications	4,036,500
Total Project Request - Special Purpose Fund for 1453-State's Attorney			\$4,927,250
Total Project Requests Funded by Special Purpose Fund for All Departments			\$60,170,848

FY2025 CAPITAL EQUIPMENT PROJECTS BY BUREAU

Tax Levy			
	Project Title	Project Type	Adopted
1009-Enterprise Technology	246 BCDR-Network Connection	IT and Telecommunications	500,000
	CCAB UPS Replacement	IT and Telecommunications	620,000
	OUP New Hire Equipment - FY23	IT and Telecommunications	6,447
	CCB 11th Floor UPS Replacement	IT and Telecommunications	320,000
Total Project Request - Pay As You Go (DBMS only) for 1105-Chief Information Officer			\$1,446,447
1011-Office of Chief Admin Officer	026 Countywide Fleet AVL	IT and Telecommunications	100,625
	FY2025 Vehicle Requests	Vehicle Purchase	405,000
1259-Medical Examiner	Canon Camera with Accessories	Medical and Lab Equipment	13,807
1161-Department of Environment & Sustainability	T700U Calibrators	Medical and Lab Equipment	59,400
	Flow Calibrators	Medical and Lab Equipment	12,000
	T500U NOx Monitor	Medical and Lab Equipment	60,000
	T100U	Medical and Lab Equipment	20,000
	Cloud Based Environmental Control Case Management System	IT and Telecommunications	400,000
1500-County Highway Department	FY2025 SNOW FIGHTERS	Fixed Plant or Institutional Equipment	855,000
	FY2025 CREW CAB DUMP TRUCK	Fixed Plant or Institutional Equipment	300,000
	FY2025 GRADALLS	Fixed Plant or Institutional Equipment	650,000
	FY2025 SUV'S	Vehicle Purchase	205,000
	FY2025 CARGO VAN	Vehicle Purchase	56,000
Total Project Request - Pay As You Go (DBMS only) for 1115-Chief Administrative Officer			\$3,136,832
1040-County Assessor	FY2025 Conference Room Meeting Space Solution	IT and Telecommunications	14,853
	207 Van Request - 1040		40,000
Total Project Request - Pay As You Go (DBMS only) for 1251-Assessor			\$54,853
1110-County Clerk	098 1110-Remote Work Laptops	IT and Telecommunications	88,000
	1110-Office Hardware Replacement	IT and Telecommunications	53,650
Total Project Request - Pay As You Go (DBMS only) for 1352-County Clerk			\$141,650
1214-Sheriff's Administration And Human Resources	High Miles Vehicle Replacement	Vehicle Purchase	5,486,000
	Emergency Equipment for Law Enforcement Vehicles	Fixed Plant or Institutional Equipment	759,339
1217-Sheriff's Information Technology	Mobile Zebra Printers	IT and Telecommunications	74,700
	Video System UPS Replacement	IT and Telecommunications	250,000
	Video System video monitoring Camera Upgrades	IT and Telecommunications	650,000
	Sierra Rugged Modem Rollout	IT and Telecommunications	157,917
	Cellebrite Server Refresh and Expansion	IT and Telecommunications	45,000
	California Data Center UPS Refresh	IT and Telecommunications	550,000
	Toughbook Refresh	IT and Telecommunications	1,703,625
	137 1217-Server Refresh	IT and Telecommunications	67,161
	141 Bus Video Replacemen	IT and Telecommunications	111,138
	153 In-Car ALPR Deployme	IT and Telecommunications	53,000
1231-Police Department	Portable X-Ray Machines - 1217	Fixed Plant or Institutional Equipment	147,000
	Courthouse BDA Replacement	Fixed Plant or Institutional Equipment	596,000
	Radio Replacement	Fixed Plant or Institutional Equipment	3,000,000
Total Project Request - Pay As You Go (DBMS only) for 1427-Sheriff			\$13,650,880

FY2025 CAPITAL EQUIPMENT PROJECTS BY BUREAU

Tax Levy			
	Project Title	Project Type	Adopted
1305-Public Guardian	Juvenile Client Management System - JT	IT and Telecommunications	800,000
	1305 Vehicles 2025	Vehicle Purchase	88,000
1326-Juvenile Probation	1326_Vehicle Request	Vehicle Purchase	47,400
1440-Juvenile Temporary Detention Center	JTDC Resident Chairs	Furniture Not Under CIP	140,535
1310-Office of the Chief Judge	Blade Enclosure and Blade Servers Replacement	IT and Telecommunications	556,137
	Adoption Case Management (Enhancement)	IT and Telecommunications	50,000
Total Project Request - Pay As You Go (DBMS only) for 1478-Chief Judge			\$1,682,072
4897-Stroger Hospital of Cook County	Vehicles	Vehicle Purchase	165,000
Total Project Request - Pay As You Go (DBMS only) for 4020-Cook County Health & Hospital Systems Board			\$165,000
1250-State's Attorney	FY25 SAO Vehicle Replacement	Vehicle Purchase	1,112,000
	SAO Skokie Furniture	Furniture Not Under CIP	351,143
Total Project Request - Pay As You Go (DBMS only) for 1453-State's Attorney			\$1,463,143
Total Project Requests Funded by Tax Levy for All Departments			\$21,740,877

FY2025 CAPITAL EQUIPMENT PROJECTS BY BUREAU

Grant Funded

	Project Title	Project Type	Adopted
1265-Cook County Department of Emergency Management & Regional Security	048 Upgrade Unified Command Post	IT and Telecommunications	155,000
	083 EMRS (UCP)	Vehicle Purchase	825,000
	141 UCP Radio	IT and Telecommunications	204,000
	183 Utility Vehicles	Vehicle Purchase	100,000
	065 Motorola APX-Next Radios	IT and Telecommunications	270,775
	086 Portable Video Trail	IT and Telecommunications	90,000
	089 Meridian Anti-Vehicle Barriers	Fixed Plant or Institutional Equipment	235,000
	Service Monitor Purchase	Fixed Plant or Institutional Equipment	54,768
Total Project Request - Grant Funded for 1115-Chief Administrative Officer			\$1,934,543
1310-Office of the Chief Judge	AIOC OCJ - FY25 IT	IT and Telecommunications	1,050,000
Total Project Request - Grant Funded for 1478-Chief Judge			\$1,050,000
1335-Clerk of Circuit Court Office of Clerk	AIOC CCC - FY25 IT	IT and Telecommunications	550,000
Total Project Request - Grant Funded for 1503-Clerk of the Circuit Court			\$550,000
1250-State's Attorney	2024 SAO Child Support IT	IT and Telecommunications	159,075
Total Project Request - Grant Funded for 1453-State's Attorney			\$193,442
Total Project Requests Funded by Grants for All Departments			\$3,727,985

FY2025 CAPITAL EQUIPMENT PROJECTS BY BUREAU

Operating Funded

	Project Title	Project Type	Adopted
1021-Office of the Chief Financial Officer	Non Cap Debt Expenditures	IT and Telecommunications	100,000
1021-Office of the Chief Financial Officer	Generative AI Implementation	IT and Telecommunications	4,000,000
Total Project Request - Operating Funded for 1076-Chief Financial Officer			\$4,100,000
1026-Administrative Hearing Board	1026 AV Equipment Refresh	IT and Telecommunications	50,000
Total Project Request - Operating Funded for 1150-Administrative Hearings			\$50,000
1231-Police Department	Radio Replacement	Fixed Plant or Institutional Equipment	-200,000
Total Project Request - Operating Funded for 1427-Sheriff			(\$200,000)
Total Project Requests Funded by Operating for All Departments			\$3,950,000

Capitalizable Grand Total **\$193,442,978**



Toni Preckwinkle
President,
Cook County Board of Commissioners

John P. Daley
Chairman, Committee on Finance

Tanya S. Anthony
Chief Financial Officer

Kanako Ishida Musselwhite
Budget Director

Tara Stamps
1st District Commissioner

Michael Scott Jr.
2nd District Commissioner

Bill Lowry
3rd District Commissioner

Stanley Moore
4th District Commissioner

Kisha McCaskill
5th District Commissioner

Donna Miller
6th District Commissioner

Alma E. Anaya
7th District Commissioner

Anthony Quezada
8th District Commissioner

Maggie Trevor
9th District Commissioner

Bridget Gainer
10th District Commissioner

John P. Daley
11th District Commissioner

Bridget Degnen
12th District Commissioner

Josina Morita
13th District Commissioner

Scott R. Britton
14th District Commissioner

Kevin B. Morrison
15th District Commissioner

Frank J. Aguilar
16th District Commissioner

Sean M. Morrison
17th District Commissioner

www.cookcountyil.gov/Budget